

ADVICE FOR INVESTORS

INVESTORS ARE STRONGLY ADVISED IN THEIR OWN INTEREST TO CAREFULLY READ THE CONTENTS OF THIS PROSPECTUS / OFFER FOR SALE DOCUMENT, ESPECIALLY THE RISK FACTORS GIVEN AT SECTION 5 AND SEEK PROFESSIONAL ADVICE, BEFORE MAKING ANY INVESTMENT DECISION.

SUBMISSION OF FALSE AND FICTITIOUS APPLICATIONS IS PROHIBITED AND SUCH APPLICATIONS' MONEY MAY BE FORFEITED UNDER SECTION 87 (8) OF THESE SECURITIES ACT, 2015.

INVESTMENT IN EQUITY SECURITIES INVOLVES A DEGREE OF RISK AND INVESTORS SHOULD NOT INVEST ANY FUNDS IN THIS OFFER UNLESS THEY CAN AFFORD TO TAKE THE RISK OF LOSING THEIR INVESTMENT. INVESTORS ARE ADVISED TO READ THE RISK FACTORS CAREFULLY BEFORE TAKING AN INVESTMENT DECISION IN THIS OFFERING. FOR TAKING AN INVESTMENT DECISION, INVESTORS MUST RELY ON THE EXAMINATION OF THE ISSUER AND THE OFFER INCLUDING THE RISKS INVOLVED AS DISCLOSED AT SECTION 5 OF THE PROSPECTUS / OFFER FOR SALE DOCUMENT.

ADVICE FOR INSTITUTIONAL INVESTORS AND HIGH NET WORTH INDIVIDUALS

A SINGLE INVESTOR CANNOT SUBMIT MORE THAN ONE BIDDING APPLICATION EXCEPT IN THE CASE OF UPWARD REVISION OF BID. IF AN INVESTOR SUBMITS MORE THAN ONE BIDDING APPLICATION THEN ALL SUCH APPLICATIONS SHALL BE SUBJECT TO REJECTION.

SUBMISSION OF CONSOLIDATED BIDS PROHIBITED UNDER THESE REGULATIONS. A BID APPLICATION WHICH IS BENEFICIALLY OWNED (FULLY OR PARTIALLY) BY PERSONS OTHER THAN THE ONE NAMED THEREIN SHALL BE DEEMED TO BE A CONSOLIDATED BID.

PLEASE NOTE THAT A SUPPLEMENT TO THE PROSPECTUS / OFFER FOR SALE DOCUMENT SHALL BE PUBLISHED WITHIN ONE WORKING DAY OF THE CLOSING OF THE BIDDING PERIOD WHICH SHALL CONTAIN INFORMATION RELATING TO THE STRIKE PRICE, THE OFFER PRICE, NAMES OF THE UNDERWRITERS OF THE RETAIL PORTION OF THE ISSUE / OFFER, UNDERWRITING COMMISSION, BIFURCATING AS TAKE UP COMMISSION OR ANY OTHER, CATEGORY WISE BREAKUP OF THE SUCCESSFUL BIDDERS ALONG WITH NUMBER OF SHARES ALLOCATED TO THEM, DATES OF PUBLIC SUBSCRIPTION AND SUCH OTHER INFORMATION AS SPECIFIED BY THE COMMISSION

THIS PROSPECTUS / OFFER FOR SALE DOCUMENT CONTAINS FORWARD-LOOKING STATEMENTS. ALL STATEMENTS OTHER THAN STATEMENTS OF HISTORICAL FACTS CONTAINED IN THIS PROSPECTUS / OFFER FOR SALE DOCUMENT,

INCLUDING STATEMENTS REGARDING FUTURE RESULTS OF OPERATIONS AND FINANCIAL POSITION, BUSINESS STRATEGY AND PLANS AND OBJECTIVES OF MANAGEMENT FOR FUTURE OPERATIONS, TIMELINES RELATING TO IMPLEMENTATION PLAN ARE FORWARD-LOOKING STATEMENTS. THESE STATEMENTS INVOLVE KNOWN AND UNKNOWN RISKS, UNCERTAINTIES AND OTHER IMPORTANT FACTORS THAT MAY CAUSE ACTUAL RESULTS, PERFORMANCE OR ACHIEVEMENTS TO BE MATERIALLY DIFFERENT FROM ANY FUTURE RESULTS, PERFORMANCE OR ACHIEVEMENTS EXPRESSED OR IMPLIED BY THE FORWARD-LOOKING STATEMENTS.



**WAHDAT POULTRY FARM LIMITED
PROSPECTUS / OFFER FOR SALE DOCUMENT**

Date and place of incorporation: February 07, 2019, Faisalabad | Incorporation Number: 0129647 | Corporate Office: Office 1-2, Shah Tower, E11/2, Islamabad, Pakistan. Registered Address: 36, Chak-24(s), Baghtanwala, Sargodha, Pakistan. Wahdat Poultry Farm Limited Contact Persons: Air Marshal (R) Aurangzeb Khan (Chief Executive Officer), Phone: 051-2304992-93 Email: aurangzeb@Wahdatfarms.com | Mr. Atif Shiraz (Chief Financial Officer), Phone: 051-2305573 Email: atif.shiraz@Wahdatfarms.com | Website: <https://wahdatpoultryfarm.com>

Fresh Issue Size: The Issue Size consists of 50,000,000 Ordinary Shares of Face Value of PKR 2.0/- each equivalent to 14.92% of the Post IPO paid-up Capital of Wahdat Poultry Farm Limited

Offer for Sale Size: The Offer for Sale Size consists of 3,102,350 (0.92% of the total post-IPO paid up capital of Wahdat Poultry Farm Limited) ordinary shares are being offered by Mr. Naved Ali Khan one of the sponsors of Wahdat Poultry Farm Limited which is his entire shareholding.

Total IPO Size: The Issue Size consists of 53,102,350 ordinary shares of face value of PKR 2/- each equivalent to 15.84% of the total post-IPO paid up capital of Wahdat Poultry Farm Limited.

Method of Offering: 70% Book Building Method and 30% general public portion

Book Building Method & Floor Price: The IPO would be conducted through 70% book building method and the strike price would be determined based on the same. The Book Building portion of the Issue / Offer comprises of 37,171,645 ordinary shares (70% of the total Issue / Offer) at a Floor Price of PKR 12.00/- (including premium of PKR 10.00/- per share) with a maximum price band of up to 50% i.e. PKR 18/- per share (Justification of premium and price band is given under "Valuation Section" i.e. Section 4A).

Retail/General Public Portion: General Public portion of the Issue / Offer comprises of 15,930,705 ordinary shares (30% of the total Issue / Offer) at the Strike Price. The General Public portion is fully underwritten.

Public comments: Draft Prospectus / Offer for Sale Document was placed on PSX's website for seeking public comments starting from **March 13, 2026** to **March 24, 2026**. Public comments received were duly responded back by the Consultant to the Issue / Offer.

REGISTRATION OF ELIGIBLE INVESTORS: The registration of eligible investors will commence at **9:00 am on April 15, 2026** and will close at **3:00 pm on April 21, 2026**. For further details please refer to section 12.1.9.

BIDDING PERIOD DATES: From **April 20, 2026** to **April 21, 2026** (both days inclusive) **From: 9:00 am to 5:00 pm**

DATES OF PUBLIC SUBSCRIPTION: From 12:00 am **April 27, 2026** to 11:59 pm **April 28, 2026** (both days inclusive)

<p>Consultant to the Issue / Offer</p>	<p>Eligible Participants for Book Building</p> <p>Securities Brokers, Mutual Funds, Scheduled Banks and Development Finance Institutions that are clearing members of the NCCPL, and trading only brokers*</p>	<p>General Public Portion will be Underwritten by</p>
---	---	--

For Retail portion, investors can submit application(s) only through electronic/online mode. Submission of physical applications has been discontinued effective September 1, 2025, in accordance with the Public Offering Regulations, 2017. Electronic/online applications can be submitted through PSX's e-IPO system (PES) and CDC's Centralized e-IPO system (CES). PES can be accessed via web link <https://eipo.psx.com.pk> and CES can be accessed via web link www.cdceipo.com; ILink through Memo dated August 22, 2024 has instructed all its member banks to remove the limits on transfer of funds for transactions executed through eIPO platforms.

For details, please refer to section 13.1.4 of the Prospectus / Offer for Sale Document.

Date of Publication of this Prospectus / Offer for Sale Document: April 11, 2026

Prospectus / Offer for Sale Document can be downloaded from the following websites:

<https://Wahdatpoultryfarm.com/>, <http://www.topline.com.pk> <http://www.psx.com.pk> and <http://www.cdceipo.com>

For further queries you may contact

Wahdat Poultry Farm Limited: Air Marshal (R) Aurangzeb Khan (Chief Executive Officer), Phone: 051-2304992-93 Email: aurangzeb@Wahdatfarms.com | Mr. Atif Shiraz (Chief Financial Officer), Phone: +92-345-3049881, Email: atif.shiraz@Wahdatfarms.com

Topline Securities Limited: Zirar Khalid Khan (Senior Associate - Corporate Finance), Phone: +92-21-35303330 EXT: 153; E-mail: Zirar.khalid@topline.com.pk and Abdullah Bhiriya (Associate-Corporate Finance) Phone: +92-21-35303330 EXT: 151; Email: Abdullah.Bhiriya@topline.com.pk

Underwriter | Dawood Equities Limited : Abdul Aziz Habib (Chief Executive Officer), Phone: +92 21 32271881-3, Email : aziz@dawoodequities.com and Salman Yaqoob, Chief Financial Officer Phone: +92 21 32275200, Email : salman@dawoodequities.com

Underwriter | Growth Securities Limited : Mohammad Shahid (Chief Executive Officer) Email : investmentbanking@growthsecurities.com.pk and Muhammad Iqbal, Email: igbalkarim@growthsecurities.com.pk Tel: +92-21-32463000

Underwriter | Topline Securities Limited: Khalid Mehmood (Chief Financial Officer) Email: khalid.mehmood@topline.com.pk Phone: +92 21 35303330 Ext 145 and Zirar Khalid Khan (Senior Associate - Corporate Finance), Phone: +92-21-35303330 EXT: 153; E-mail: Zirar.khalid@topline.com.pk

The Company is proposed to be listed at the Pakistan Stock Exchange Limited

1 Trading Only Securities Broker shall also be eligible to act as Eligible Participant for Book Building. In case of Trading Only Securities Broker, Professional clearing member shall collect the margin money from the bidders and deposit the same with NCCPL

UNDERTAKING BY THE CHIEF EXECUTIVE OFFICER AND CHIEF FINANCIAL OFFICER

E-STAMP (Islamabad Capital Territory)



ICT-2F25E520809C98D0
PSID-1012300032609853560
Rs 100/-
One Hundred Rupees Only

JAHANGIR AHMED
Secretary (Finance & Accounts)
Ministry of Finance
Islamabad



Purpose	: AFFIDAVIT - 4
Applicant	: HARI S ALI [61101-6763583-5]
Representative From	: WAHDAT POULTRY FARM (PRIVATE) LIMITED ,WAH
Address	: ISLAMABAD
Issue Date	: 27-Feb-2026, 02:52:53 PM
Delisted On/Validity	: 14-Mar-2026
Paid Through Challan	: 2026358361CS436C
Reason	: AFFIDAVIT / UNDERTAKING

نوٹ: یہ فراہم شدہ معلومات سچے ہیں ان کو کبھی کبھار استعمال ہے، ای ایس ایف کی توثیق ذریعہ وب سائٹ - ای آر ٹی کے ذریعے کی جاسکتی ہے۔

Date: 26-02-2026

UNDERTAKING

WE, AURANGZEB KHAN, THE CHIEF EXECUTIVE OFFICER AND ATIF SHIRAZ, THE CHIEF FINANCIAL OFFICER OF WAHDAT POULTRY FARM LIMITED ("ISSUER") AND NAVEED ALI KHAN (THE "OFFEROR"), CERTIFY THAT:

1. THE PROSPECTUS/OFFER FOR SALE DOCUMENT CONTAINS ALL INFORMATION WITH REGARD TO THE ISSUER AND THE ISSUE, WHICH IS MATERIAL IN THE CONTEXT OF THE ISSUE AND NOTHING HAS BEEN CONCEALED IN THIS RESPECT;
2. THE INFORMATION CONTAINED IN THIS PROSPECTUS/OFFER FOR SALE DOCUMENT IS TRUE AND CORRECT TO THE BEST OF OUR KNOWLEDGE AND BELIEF;
3. THE OPINIONS AND INTENTIONS EXPRESSED THEREIN ARE HONESTLY HELD;
4. THERE ARE NO OTHER FACTS, THE OMISSION OF WHICH MAKES THIS PROSPECTUS/OFFER FOR SALE DOCUMENT AS A WHOLE OR ANY PART THEREOF MISLEADING; AND
5. ALL REQUIREMENTS OF THE SECURITIES ACT, 2015; THE DISCLOSURES IN PUBLIC OFFERING REGULATIONS, 2017 FOR PREPARATION OF PROSPECTUS/OFFER FOR SALE DOCUMENT RELATING TO APPROVAL AND DISCLOSURES HAVE BEEN FULFILLED

NO CHARGES, FEE, EXPENSES, PAYMENTS ETC. HAVE BEEN COMMITTED TO BE PAID TO ANY PERSON IN RELATION TO THIS PUBLIC OFFERING EXCEPT FOR THOSE AS DISCLOSED IN THE PROSPECTUS/OFFER FOR SALE DOCUMENT.

FOR AND BEHALF OF WAHDAT POULTRY FARM LIMITED,



AURANGZEB KHAN
CHIEF EXECUTIVE OFFICER



NAME: Naveed Ali Khan





ATIF SHIRAZ
CHIEF FINANCIAL OFFICER



SUPPLEMENT TO THE PROSPECTUS / OFFER FOR SALE DOCUMENT

Note: This Supplement shall be published within 1 working day of the close of Bidding Period in at least all those newspapers in which the Prospectus / Offer for sale document of Wahdat Poultry Farm Limited was published.

This Supplement is being published pursuant to The Public Offering Regulations, 2017 and in continuation of the Prospectus / Offer for Sale Document of Wahdat Poultry Farm Limited earlier published on March 13, 2026

Wahdat Poultry Farm Limited

FLOOR PRICE: PKR 12/- PER SHARE
 STRIKE PRICE: PKR []/- PER SHARE
 ISSUE / OFFER PRICE: PKR []/- PER SHARE
 PRICE BAND (50% above the FLOOR PRICE): PKR 18/- PER SHARE

Underwriters to the retail portion of the Issue / Offer

S. No	Names of underwriter	Number of shares underwritten	Amount	
			Floor Price at PKR 12.0/- per share	Ceiling Price PKR 18.0/- per share
1	Dawood Equities Limited	12,000,000	144,000,000	216,000,000
2	Topline Securities Limited	2,000,000	24,000,000	36,000,000
3	Growth Securities (Pvt.) Limited	1,930,705	23,168,460	34,752,690
	Total	15,930,705	191,168,460	286,752,690

- **Underwriting Commission: 1.00%**
- **Take-up Commission: 1.00%**

Category wise Breakup of Successful Bidders

S. No	Category	No. of Bidders	No. of shares provisionally allocated
	Institutional Investors:	•	•
1	Commercial Banks	•	•
2	Development financial institutions	•	•
3	Mutual Funds	•	•
4	Insurance Companies	•	•
5	Investment Banks	•	•
6	Employees' Provident / Pension Funds	•	•
7	Leasing Companies	•	•
8	Modarabas	•	•
9	Securities Brokers	•	•
10	Foreign Institutional Investors	•	•
11	Any other Institutional Investors	•	•
	Total Institutional Investors	•	•
	Individual Investors:	•	•
12	Foreign Investors	•	•
13	Local	•	•
	Total Individual Investors	•	•
	GRAND TOTAL		

Glossary of Technical Terms

ACT	Securities Act, 2015
ATL	Active Taxpayers List
Biosecurity	Biosecurity in layer farming refers to a comprehensive set of management practices, physical barriers, and hygiene procedures designed to minimize the risk of introducing and spreading disease-causing agents (viruses, bacteria, parasites) into, out of, and within a poultry farm. It is the most effective and economic way to control poultry diseases, protecting flock health, improving animal welfare, and ensuring food safety. Some of the steps include secure fencing, visitor and vehicle disinfection protocol, All in/all out management, disinfection stations, pest control, feed hygiene etc.
Bn	Billion
BOD	Board of Directors
Branded	Branded describes products featuring a specific manufacturer's name, logo, or trademark, distinguishing them from generic or store-brand items
BVPS	Book Value Per Share
CAGR	Compound Annualized Growth Rate
CDC / CDCPL	Central Depository Company of Pakistan Limited
CDS	Central Depository System
CEO	Chief Executive Officer
CES	Centralized e-IPO System
CFO	Chief Financial Officer
CIO	Chief Investment officer
CMO	Chief Marketing Officer
Commission / SECP	Securities and Exchange Commission of Pakistan
Companies Act	Companies Act, 2017
COO	Chief Operating Officer
CTO	Chief Technology Officer
DHA	Products (such as eggs) that are enhanced with DHA (Docosahexaenoic Acid), a type of Omega-3 fatty acid, through special feed given to hens, making them more beneficial for brain, heart, and overall health.
EPS	Earnings Per Share
ERP	ERP stands for Enterprise Resource Planning. It refers to integrated software systems used by companies to manage core business processes, such as finance, HR, manufacturing, supply chain, services, and procurement, within a single, unified platform
FAO's AMR framework	The FAO Action Plan on Antimicrobial Resistance Regime (AMR) 2021–2025 is a strategic framework aiming to minimize AMR in food and agriculture, focusing on awareness, surveillance, good practices, responsible antimicrobial use, and governance. It operates under a "One Health" approach to protect food systems, livelihoods, and health.
FBR	Federal Board of Revenue
FY	Fiscal Year
GBP	Great Britain Pound
GDP	Gross Domestic Product

Grading	Grading means the process of sorting eggs based on quality standards as such shell cleanliness/integrity, shell strength, white thickness, and egg size etc. At Wahdat we carry this process manually
HORECA	HORECA is a term used for businesses in the Hotel, Restaurant, and Catering industry that purchase food products in bulk for serving customers.
Mn	Million
MOU	Memorandum of Understanding
NBFC Regulation	Non-Banking Finance Companies and Notified Entities Regulations, 2008
NBFC Rules	Non-Banking Finance Companies (Establishment and Regulation) Rules, 2003
NICOP	National Identity Card for Overseas Pakistani
NOC	No Objection Certificate
p.a.	Per Annum
p.q.	Per Quarter
PES	PSX's e-IPO System
PKR or Rs.	Pakistan Rupee(s)
PSX / Exchange	Pakistan Stock Exchange Limited
Pullets	Pullet refers to a young female chicken that has not yet begun laying eggs. While the technical definition typically describes a pullet as a female chicken less than one year old, the term is commonly used in hatcheries and the poultry industry to designate day-old female chicks that are sold specifically for future egg production
QSR	QSR is a category of the food industry that includes fast-food restaurants where food is prepared and served quickly, usually with limited table service (e.g., takeaway or counter service).
RFQ	RFQs (Requests for Quotations) is a formal request sent to suppliers asking them to provide prices and terms for supplying maize and soybean. These typically include details such as quantity, quality specifications, delivery schedule, and payment terms, enabling the buyer to compare offers and select the best supplier.
SBP	State Bank of Pakistan
TSL	Topline Securities Limited
TTM	Trailing Twelve Months
UIN	Unique Identification Number
Vertical integration	Vertical integration is a business strategy where a company owns or controls multiple stages of its supply chain—such as suppliers, manufacturers, or distributors—rather than relying on external, independent companies
Wahdat	Wahdat Poultry Farm Limited
YOY	Year on Year change

DEFINITIONS

Application Money	In case of bidding for shares out of the Book Building portion, the total amount of money paid by a Bidder which is equivalent to the product of the Bid Price and the number of shares.
Bid	An indication to make an offer during the Bidding Period by a Bidder to subscribe to the Ordinary Shares of Wahdat Poultry Farm Limited at a price at or above the Floor Price, including upward revisions thereto. An Eligible Investor shall not make a Bid with price variation of more than 10% of the prevailing indicative Strike Price subject to a maximum price band of 50% of the Floor Price. Please refer to Section 12.2 for details.
Bid Amount	The amount equal to the product of the number of Shares Bid for and the Bid Price.
Bid Price	The price at which Bid is made for a specified number of shares.
Bid Revision	<p>The Eligible Investors can revise their Bids upward subject to the provision of Regulation 10(2)(iii) of the PO Regulations. The Bids can be revised with a price variation of not more than 10% from the prevailing indicative Strike Price in compliance with Regulation 10(2)(iii) of the PO Regulations.</p> <p>As per Regulation 10(2)(vi) of the PO Regulations, the Bidder shall not make downward revision both in terms of Bid Price and Bid Volume; Provided that in case of upward revision of the Bid Price, the number of shares Bid for i.e., Bid Volume may be adjusted ensuring that the Bid amount or Bid money remains the same.</p> <p>As per Regulation 10(2)(vii) of the PO Regulations, the Bidder shall not withdraw their Bids.</p>
Bidder	An Eligible Investor who makes Bids for shares in the Book Building Process
Book Building	A process undertaken to elicit demand for shares offered through which Bids are collected from the Bidders and a book is built which depicts demand for the shares at different price levels.
Book Building Portion	The part of the total Issue / Offer allocated for subscription through the Book Building.
Book Building System / System	An online electronic system operated by the Designated Institution for conducting Book Building.
Transaction Legal Advisor	Haidermota & Co
Consolidated Bids	A Bid which is fully or partially beneficially owned by persons other than the one named therein.
Designated Institution	Pakistan Stock Exchange Limited (“PSX”) is acting as the Designated Institution for this Issue / Offer and its Book Building system will be used for price discovery.

<p>Dutch Auction Method</p>	<p>The method through which Strike Price is determined by arranging all the Bid Prices in descending order along with the number of shares and the cumulative number of shares Bid for at each Bid Price. The Strike Price is determined by lowering the price to the extent that the total number of shares offered under the Book Building Portion are subscribed.</p>
<p>e-IPO facility</p>	<p>e-IPO refers to electronic submission of applications for subscription of securities offered in an IPO. The following systems are available for e-IPOs:</p> <p>(i) PSX's e-IPO System (PES): To facilitate investors, the Pakistan Stock Exchange Limited ("PSX") has developed an e-IPO System ("PES") through which applications for subscription of securities offered to the General Public can be made electronically. PES has been made available in this Issue / Offer and can be accessed through the web link (https://eipo.psx.com.pk). Payment of subscription money can be made through 1LINK's available for PES. 1Link through Memo dated August 22, 2024 has instructed all its member banks to remove the limits on transfer of funds for transactions executed through eIPO platforms</p> <p>For making application though PES, investors must be registered with PES. The PES registration form is available 24/7, all throughout the year. Registration is free of cost and can be done by:</p> <ul style="list-style-type: none"> ☐ the investor himself, or ☐ the TREC Holder with whom the investor has a sub-account, or ☐ the Bank with whom the investor has a bank account. <p>Similarly, an e-IPO application can be filed by:</p> <ul style="list-style-type: none"> ☐ the investor himself, or ☐ the TREC Holder with whom the investor has a sub-account, or ☐ the Bank with whom the investor has a bank account. <p>In case of queries regarding PES, investors may contact Mr. Farrukh Shahzad, DGM, at phone number: 111-001-122 or (021)-35274401-10, and email: itss@psx.com.pk.</p> <p>Investors who are registered with PES can submit their applications through the web link, https://eipo.psx.com.pk, 24 hours a day during the subscription period which will close at midnight on April 28, 2026.</p> <p>(ii) Centralized e-IPO System (CES): To facilitate investors, the Central Depository Company of Pakistan ("CDC") has developed a Centralized e-IPO System ("CES") through which applications for subscription of securities offered to the General Public can be made electronically. CES can be accessed through the web</p>

link (www.cdceipo.com). Payment of subscription money can be made through 1LINK's member banks available for CES.

For making application through CES, investors must be registered with CES. Registration with CES is free of cost and can be done under a self-registration process by filling the CES registration form, which is available 24/7 all throughout the year.

In addition to the above, sub-account holder(s) can request their respective TREC Holders who are Participants in Central Depository System (CDS) to make electronic subscription on their behalf for subscription of securities of a specific Company by authorizing (adding the details of) their respective Participant(s) in CES. Consequently, authorized Participants can electronically subscribe on behalf of their sub-account holder(s) in securities offered through Initial Public Offerings (IPOs) and can also make payment against such electronic subscriptions through all the available channels mentioned on CES only after receiving the subscription amount from the sub-account holder(s). To enable this feature, the CDS Participant may request CDC to activate his ID on the CES portal. The securities will be credited directly in Investors' subaccount. In case the sub-account of the investor has been blocked or closed, after the subscription, then securities shall be parked into the CDC's IPO Facilitation Account and investor can contact CDC for credit of shares in its respective account.

Investors who do not have CDS account may www.cdcaccess.com.pk for information and details.

For further guidance and queries regarding CES and opening of CDS account, investors may contact CDC at phone number: 0800 – 23275 (CDCPL) and e-mail: info@cdcpak.com or contact Mr. Farooq Ahmed Butt, Senior Manager – Operations, at Phone 021-34326030 and email: farooq_butt@cdcpak.com. Investors who are registered with CES can submit their applications through the web link www.cdceipo.com 24 hours a day during the subscription period which will close at midnight on April 28, 2026.

IPO Facilitation Account (IFA):

Investors not having investor account or sub account can subscribe IPO application by opting for the IPO facilitation account. IPO Facilitation Account is an account to be maintained by CDC separately for each IPO wherein securities of such successful applicants who do not have CDS Accounts at the time of making subscription application, shall be parked for a certain period of time. Subsequent to parking, all the successful applicants shall be intimated via email to open an Investor Account with CDC or Sub-Account with any of the CDS Participants (i.e. licensed securities brokers or commercial

	banks). Upon opening of CDS Account, successful applicants shall approach CDC Investor Account Services and securities of such successful applicants shall be moved from the IFA to their respective CDS Accounts.
Eligible Investor	An Individual and Institutional Investor, whose Bid Amount is not less than the minimum Bid size of PKR 2,000,000/- (Two Million Rupees only).
Floor Price	The minimum price per share set by the Issuer in consultation with Lead Manager. For this Issue / Offer, Floor Price is PKR 12/- per share.
GDP	GDP is the total monetary or market value of all the finished goods and services produced within a country's borders in a specific time period.
General Public	All Individual and Institutional Investors including both Pakistani (residents & non-residents) and foreign investors.
Initial Public Offering (IPO)	Initial Public Offering or IPO means first time offer of securities to the General Public.
Institutional Investors	<p>Any of the following entities:</p> <ul style="list-style-type: none"> ▪ A financial institution; ▪ A Company as defined in the Companies Act, 2017; ▪ An insurance Company established under the Insurance Ordinance, 2000; ▪ A securities broker; ▪ A fund established as Collective Investment Scheme under the Non- Banking Finance Companies and Notified Entities Regulations, 2008; ▪ A fund established as Voluntary Pension Scheme under the Voluntary Pension System Rules, 2005; ▪ A private fund established under Private Fund Regulations, 2015; ▪ Any employee's fund established for beneficial of employees; ▪ Any other fund established under any special enactment; ▪ A foreign Company or any other foreign legal person; and ▪ Any other entity as specified by the Commission.
Issue / Offer	The Issue / Offer consists of 53,102,350 ordinary shares equivalent to 15.84% of the total post-IPO paid up capital of Wahdat Poultry Farm Limited of face value of PKR 2/- each. Out of total Issue / Offer Size, 50,000,000 (14.92% of the total post-IPO paid up capital of Wahdat Poultry Farm Limited) ordinary shares are being issued by Wahdat Poultry Farm Limited and 3,102,350 (0.92% of the total post-IPO paid up capital of Wahdat Poultry Farm Limited) ordinary shares are being offered by sponsor of Wahdat Poultry Farm Limited Mr. Naved Ali Khan which is his entire shareholding.
Issue / Offer Price	The price at which Ordinary Shares of the Company are issued to the General Public. The Issue / Offer Price will be the Strike Price.

Issuer	Wahdat Poultry Farm Limited (the “Company” or the “Issuer” or “Wahdat”).
Key Employees	Chief Executive Officer, Directors, Chief Financial Officer and Company Secretary of the Company.
Lead Manager	Any person licensed by the Commission to act as a Consultant to the Issue / Offer/Lead Manager. Topline Securities Limited has been appointed as Lead Manager by the Issuer for this Issue / Offer.
Limit Bid	The Bid at a Limit Price.
Limit Price	The maximum price prospective Bidder is willing to pay for a share under Book Building.
Listing Regulations	Chapter 5 of the Rule Book of the Pakistan Stock Exchange Limited, titled ‘Listing of Companies and Securities Regulations’. https://www.psx.com.pk/psx/themes/psx/uploads/PSX-Regulations-February-09-2026.pdf
Margin Money	The Eligible Participants shall collect full amount of the bid money as Margin Money from the Bidders and deposit same with the NCCPL. Individual Investors and Institutional Investors shall pay 100% of bid amount as margin money to the Eligible Participants. Provided that Eligible Participant may accept a lower margin from the bidders based on its own risk assessment. Eligible Participants that are Banks, Development Finance Institutions, and Mutual Funds, shall be allowed to participate in the book building with 0% margin money for proprietary trade Provided that the Banks and Development Finance Institutions shall provide standing instruction to the NCCPL to directly debit the bank account in case of default as per the format prescribed by the NCCPL; and Mutual Funds shall provide Irrevocable Undertaking from the Trustee, as per the format prescribed by the NCCPL:
Minimum Bid Size	The Bid amount equal to PKR 2,000,000/- (Rupees Two Million only).
Ordinary Shares	Ordinary Shares of Wahdat Poultry Farm Limited having face value of PKR 2.00/- each.
PO Regulations	The Public Offering Regulations, 2017 https://www.secp.gov.pk/document/public-offering-regulations-2017-updated-august-6-2025/?wpdmdl=61673&refresh=69c3c67ee4b7c1774438014
Price Band	Floor Price of PKR 12.0/- per share with an upper limit of 50% above the Floor Price i.e. PKR 18.0/- per share, allowing Bidder to

	make Bid at Floor Price or within the Price Band.
Prospectus	Prospectus means any document described or issued as a prospectus and includes any document, notice, circular, material, advertisement, and offer for sale document, publication or other invitation offering to the public (or any section of the public) or inviting offers from the public for the subscription or purchase of any securities of a Company or body corporate or entity other than deposits invited by a bank and certificates of investments and certificate of deposits issued by non- banking finance companies.
Related Employees	Related Employees mean such employees of the Issuer, the Offeror, the Lead Manager & the Underwriter, who are involved in the Issue or the Offer for sale. Please refer to Sections 3A(iv) & 3A(vii) for further details.
Sponsor	<p>A person who has contributed initial capital in the issuing Company or has the right to appoint majority of the directors on the board of the issuing Company directly or indirectly;</p> <p>A person who replaces the person referred to above; and</p> <p>A person or group of persons who has control of the issuing Company whether directly or indirectly.</p>
Step Bid	Step Bid means a series of Limit Bids at increasing prices. In case of a Step Bid, the amount of each step will not be less than Rupees Two million (PKR 2,000,000/-).
Strike Price	The price per Ordinary Share of the Issue / Offer determined/discovered on the basis of Book Building process in the manner provided in the PO Regulations, at which the shares are issued to the successful Bidders.
Supplement to the Prospectus / Offer for Sale Document	The Supplement to the Prospectus / Offer for Sale Document shall be published within one (1) working day of the closing of the Bidding Period at least in all those newspapers in which the Prospectus / Offer for Sale Document was earlier published and disseminated through the Exchange where shares are to be listed.
Wahdat Quality Assured Procurement Model	A structured procurement framework under which Wahdat sources eggs from farms who meet predefined quality, biosecurity, and compliance standards, ensuring consistency, traceability, and reliability. This model ensures that every egg entering Wahdat's supply chain meets the same rigorous safety and hygiene requirements as those produced in-house.

TABLE OF CONTENTS

1.	APPROVALS AND LISTING ON THE SECURITIES EXCHANGE	12
2.	SUMMARY OF THE PROSPECTUS / OFFER FOR SALE DOCUMENT	14
3.	OVERVIEW, HISTORY AND PROSPECTS	20
4.	PRINCIPAL PURPOSE OF THE ISSUE / OFFER AND FUNDING ARRANGEMENTS	81
4 (AI)	POST-ISSUE / OFFER MATTERS (REPORTING AND EXIT OPPORTUNITY)	89
4 (A)	VALUATION SECTION	90
5.	RISK FACTORS	95
6.	FINANCIAL INFORMATION	105
7.	BOARD OF DIRECTORS AND MANAGEMENT	212
8.	LEGAL PROCEEDINGS AND OVERDUE LOANS	219
9.	UNDERWRITING, ARRANGEMENT, COMMISSION, BROKERAGE AND OTHER EXPENSES	220
10.	MISCELLANEOUS INFORMATION	222
11.	MATERIAL CONTRACTS	225
12.	BOOK BUILDING PROCEDURE/INSTRUCTIONS FOR REGISTRATION AND BIDDING	228
13.	APPLICATION AND ALLOTMENT INSTRUCTIONS FOR RETAIL PORTION	243
14.	SIGNATORIES TO THE PROSPECTUS / OFFER FOR SALE DOCUMENT	250
15.	MEMORANDUM OF ASSOCIATION	251

1. APPROVALS AND LISTING ON THE SECURITIES EXCHANGE

1.1. APPROVAL OF THE SECURITIES AND EXCHANGE COMMISSION OF PAKISTAN

The Prospectus of the Company has been approved by PSX vide letter No. PSX/GEN-501 dated April 2, 2026 in accordance with the requirements of the Listing of Companies and Securities Regulations. Approval has been granted by the Securities & Exchange Commission of Pakistan (the "Commission" or the "SECP") under Section 87(2) of the Securities Act, 2015 read with Section 88(1) thereof, for the issue, circulation, and publication of this offering document (hereinafter referred to as the "Prospectus/Offer for Sale Document") of Wahdat vide their letter No. SMD/PMADD/IPO/WPF/83/2026-/374-377 dated April 7, 2026

DISCLAIMER:

- (a) THE SECURITIES EXCHANGE AND COMMISSION HAS NOT EVALUATED THE QUALITY OF THE ISSUE AND ITS APPROVAL SHOULD NOT BE CONSTRUED AS ANY COMMITMENT OF THE SAME. THE PUBLIC/INVESTORS SHOULD CONDUCT THEIR OWN INDEPENDENT INVESTIGATION AND ANALYSIS REGARDING THE QUALITY OF THE ISSUE BEFORE SUBSCRIBING.
- (b) THE PUBLICATION OF THIS DOCUMENT DOES NOT REPRESENT SOLICITATION BY THE SECURITIES EXCHANGE AND COMMISSION.
- (c) THE CONTENTS OF THIS DOCUMENT DO NOT CONSTITUTE AN INVITATION TO INVEST IN SHARES OR SUBSCRIBE FOR ANY SECURITIES OR OTHER FINANCIAL INSTRUMENT BY THE SECURITIES EXCHANGE AND COMMISSION, NOR SHOULD IT OR ANY PART OF IT FORM THE BASIS OF, OR BE RELIED UPON IN ANY CONNECTION WITH ANY CONTRACT OR COMMITMENT WHATSOEVER OF THE EXCHANGE AND COMMISSION.
- (d) IT IS CLARIFIED THAT INFORMATION IN THIS PROSPECTUS SHOULD NOT BE CONSTRUED AS ADVICE ON ANY PARTICULAR MATTER BY THE SECURITIES EXCHANGE AND COMMISSION AND MUST NOT BE TREATED AS A SUBSTITUTE FOR SPECIFIC ADVICE.
- (e) THE SECURITIES EXCHANGE AND COMMISSION DISCLAIMS ANY LIABILITY WHATSOEVER FOR ANY LOSS HOWEVER ARISING FROM OR IN RELIANCE UPON THIS DOCUMENT TO ANY ONE, ARISING FROM ANY REASON, INCLUDING, BUT NOT LIMITED TO, INACCURACIES, INCOMPLETENESS AND/OR MISTAKES, FOR DECISIONS AND/OR ACTIONS TAKEN, BASED ON THIS DOCUMENT.
- (f) SECURITIES EXCHANGE AND COMMISSION DOES NOT TAKE ANY RESPONSIBILITY FOR THE FINANCIAL SOUNDNESS OF THE COMPANY AND ANY OF ITS SCHEMES STATED HEREIN OR FOR THE CORRECTNESS OF ANY OF THE STATEMENTS MADE OR OPINIONS EXPRESSED WITH REGARDS TO THEM BY THE COMPANY IN THIS PROSPECTUS.
- (g) ADVICE FROM A SUITABLY QUALIFIED PROFESSIONAL SHOULD ALWAYS BE SOUGHT BY INVESTORS IN RELATION TO ANY PARTICULAR INVESTMENT.

1.2. FILING OF PROSPECTUS / OFFER FOR SALE DOCUMENT AND OTHER DOCUMENTS WITH THE REGISTRAR OF COMPANIES

Wahdat Poultry Farm Limited (the "Company" or the "Issuer" or "Wahdat") has filed with the Registrar of Companies as required under Sections 57 (1) of the Companies Act 2017, a copy of this Prospectus / Offer for Sale Document signed by all the Directors of the Company.

1.3. LISTING AT PSX

Application has been made to PSX for permission to deal in and for quotation of the shares of the Company. If for any reason the application for formal listing is not accepted by PSX or approval for formal listing is not granted by PSX before the expiration of twenty-one days from the date of closing of the subscription period / list or such longer period not exceeding forty-two days as may, within the said twenty-one days, be notified to the applicants for permission by the PSX, the Issuer undertakes that a notice to that effect will immediately be published in the press and will refund Application Money to the applicants without surcharge as required under the provisions of Section 69 of the Companies Act.

If any such money is not repaid within eight (08) days after the Company becomes liable to repay it, the Directors of the Company shall be jointly and severally liable to repay that money from the expiration of the eighth day together with surcharge at the rate of two percent (2.0%) for every month or part thereof from the expiration of the eighth day and, in addition, shall be liable to a penalty of level 3 on the standard scale of up to PKR 100 Mn and per day penalty of Rs. 500,000 during which the default continues, as defined in Section 479 of the Companies Act, 2017 in accordance with the provisions of sub-section (2) of Section 69 of the Companies Act

As required under sub-section (3) of Section 69 of the Companies Act, the Application Money including the Bid Money, in case of Book Building, shall be deposited and kept in a separate bank account in a scheduled bank as long as the Company may become liable to repay it under sub-section (2) of Section 69 of the Companies Act; and, if default is made in complying with the said sub-section (3), the Company and every officer of the Company who authorizes or permits the default shall be liable to a penalty of level 2 on the standard scale.

2. SUMMARY OF THE PROSPECTUS / OFFER FOR SALE DOCUMENT

2.1. PRIMARY BUSINESS OF WAHDAT POULTRY FARM LIMITED

Wahdat Poultry Farm Limited (“Wahdat” or the “Company” or “Issuer”) is a fully vertically integrated layer poultry enterprise engaged in the production, grading, packaging, marketing, nationwide distribution, and export of branded and nutritionally enriched table eggs in Pakistan under the brand name “Farm Fresh Eggs”.

Established in 2006 as Association of Persons/Partners (AOP) and incorporated as a private limited company in 2019 and subsequently converted into a public limited company in 2025. The Company has played a formative role in developing Pakistan’s packaged and enriched (“P&E”) egg segment. Wahdat operates four fully automated layer houses equipped with European-origin systems (Big Dutchman – Germany and Tecno – Italy), with an aggregate installed capacity of approximately 430,000 birds and peak production capability of up to 400,000 eggs per day. Its operations incorporate automated feeding, climate control, egg collection, and biosecurity systems designed to ensure product consistency, hygiene, and operational efficiency.

The Company offers a differentiated product portfolio comprising of Classic Eggs, Omega-3 Enriched Eggs, Golden (Vitamin-Enriched) Eggs, and Brown (Vitamin-Enriched) Egg. All eggs are produced from hens fed 100% vegetarian feed and are positioned as antibiotic-free and compliant with established international food safety standards. Wahdat holds relevant food safety and quality certifications and supplies leading modern retail chains and institutional customers across Pakistan.

Wahdat distributes its products through its own nationwide distribution network, supplying to approximately 1,500 retail outlets across major urban centers, including Karachi, Lahore, Islamabad, Rawalpindi, Faisalabad, and other major cities. The Company is a prominent supplier of eggs to McDonald’s Pakistan and is listed on the McDonald’s Global Vendor List, enabling exports to McDonald’s Qatar and supporting its presence in GCC markets

The Company’s vertically integrated business model includes in-house feed formulation, automated production facilities, packaging capabilities, and digital integration through ERP systems, enabling enhanced cost control, traceability, and scalability. Revenues have demonstrated consistent growth, increasing from PKR 1.23 billion in FY21 to PKR 2.79 billion in FY25 and expected to cross PKR 3 billion in FY26, reflecting expansion in production capacity, retail penetration, and demand for branded eggs

Wahdat positions itself as a professionally managed enterprise with established corporate governance structures and institutional investment by Karandaz Pakistan. The Company is focused on capacity expansion, product diversification, and growth in both domestic and export markets as it transitions into its next phase of development.

2.2. POST IPO EXPANSION PLAN

Wahdat is a pioneer² in Pakistan’s branded and enriched eggs category, having introduced packaged and nutritionally fortified eggs at a time when consumer awareness of hygiene, food safety, and enrichment was limited. The Company created and formalized demand in a previously unorganized segment. Its product development has consistently capitalized on rising consumer awareness of health, nutrition, and hygiene standards. As the packaged and enriched (“P&E”) market has expanded and new entrants have emerged, Wahdat has retained strong brand credibility and retailer relationships, reinforcing its position as a market leader with a market share of 48.4% of the total branded and enriched eggs market³.

The Company is currently operating at full production capacity and is unable to fully meet demand from key retail partners. Even within its existing network of approximately 1,500 outlets, management estimates that over 30% of orders remain unmet due to capacity constraints. Furthermore, the broader serviceable market for P&E products, remains significantly underpenetrated. Wahdat intends to capitalize on this unmet demand by increasing production capacity and expanding its domestic and export sales.

² <https://aurora.dawn.com/news/1144733/working-on-egg-appeal>

³ <https://afterburnerconsultants.com/eggs-industry-in-pakistan/>

Capacity Comparison table						
	Pre-Expansion			Post Expansion		
	Capacity	Utilization	% Utilization	Capacity	Utilization	% Utilization
Installed Capacity: **						
Owned Installed Capacity	430,000	430,000	100%	430,000	430,000	100%
Additional rented house	-	-	0%	100,000	93,000	0%
Wahdat Quality Assured Procurement Model	60,000	60,000	100%	140,000	140,000	100%
Total	490,000	443,200		670,000	593,800	

***Utilization:** Utilization indicates the actual number of birds placed in the available housing capacity at peak operation. At present, Wahdat has achieved 100% utilization across all categories, with 430,000 birds placed in owned sheds, 100,000 birds in additional rented houses (Post Expansion), and 140,000 birds under the Wahdat Quality Assured Procurement Model. This results in a total of 530,000 birds currently housed. The previous utilization stood at 430,000 birds, reflecting a significant expansion in Wahdat's operational scale.

****Installed Capacity:** The installed capacity represents the total number of bird housing spaces available across all operations. Wahdat's owned installed capacity stands at 430,000 birds. In addition, we have secured 100,000 bird spaces through additional rented houses (Post Expansion), while Wahdat Quality Assured Procurement Model contributes 140,000 bird spaces. This brings the total installed capacity to 670,000 birds. The first column reflects the previous capacity of 490,000 birds, whereas the second column represents the current expanded capacity of 670,000 birds.

Growth is expected to be driven through a combination of direct capacity expansion and the strengthening of the Company's Wahdat Quality Assured Procurement Model, which is projected to account for approximately 23% in FY27 of incremental supply. As a result, total sales are forecast to increase from 304,616 cartons in FY26 to 455,410 cartons in FY27, representing an increase of approximately 49.5%. Under which progressive local farmers will adopt Wahdat's strict quality protocols, production standards, and vegetarian feed formulation under Company supervision, alongside leased farms operated directly by Wahdat. In parallel, the Company plans to introduce a DHA-enriched Omega product line to strengthen its premium portfolio and reinforce its leadership in functional nutrition. Wahdat also intends to establish a liquid egg pasteurization plant to address growing demand for pasteurized and liquid egg products from confectionery manufacturers, mayonnaise producers, and HORECA customers in Pakistan and the Middle East. This initiative is expected to diversify revenue streams, enable entry into the B2B segment, enhance export potential, and create a platform for future value-added egg-based product development. launching its own value-added product range.

2.3. SPONSORS OF WAHDAT

The sponsors of Wahdat are as follows:

S. No.	Name	Relationship amongst sponsors
1	Shabana Muhemmed Shahid	Spouse of Mr. Muhemmed Shahid Zaman
2	Muhemmed Shahid Zaman	Brother-in-law of Mr. Aurangzeb Khan
3	Air Marshal (R) Aurangzeb Khan	-
4	Shehla Aurangzeb	Spouse of Mr. Aurangzeb Khan
5	Jahanzeb Khan	Brother of Mr. Aurangzeb Khan
6	Nosheen Usman Rabbani	Family Friend
7	Muhammad Aftab Khan	Spouse Ms. Farah Khan
8	Farah Aftab Khan	Sister of Mr. Muhemmed Shahid Zaman
9	Muhammad Alamgir Khan	Brother of Mr. Aurangzeb Khan
10	Naved Ali Khan (Offeror) ⁴	Brother of Mr. Aurangzeb Khan

⁴ Naved Ali Khan has Offered to Sale his entire shareholding which is 3,102,350 shares

2.4. SALIENT FEATURES OF THE ISSUE / OFFER

Total Issue / Offer Shares	53,102,350
Total Issue / Offer Size at Floor Price	PKR 637,228,200
Total Issue / Offer at Ceiling Price	PKR 955,842,300
Fresh Issue Shares	50,000,000
Fresh Issue at Floor Price	PKR 600,000,000
Fresh Issue at Ceiling Price	PKR 900,000,000
Offer for sale Shares	3,102,350
Offer for sale at Floor Price	PKR 37,228,200
Offer for sale at Ceiling Price	PKR 55,842,300
% of total Post-IPO Paid Up Capital	15.84%
Floor Price	PKR 12/-
Ceiling Price	PKR 18/-
Method of Offering	70% Book Building Method and 30% retail/general public portion

The Issue / Offer comprises 53,102,350 Ordinary Shares of Face Value of PKR 2.00/- each, which constitutes 15.84% of the total Post-IPO Paid Up Capital of the Company. The IPO would be conducted through 70% book building method and the strike price would be determined based on the same. The Book Building portion of the Issue / Offer comprises of 37,171,645 ordinary shares (70% of the total Issue / Offer) at a Floor Price of PKR 12.00/- (including premium of PKR 10.00/- per share). General Public portion of the Issue / Offer comprises of 15,930,705 ordinary shares (30% of the total Issue / Offer) at the Strike Price. The General Public portion is fully underwritten.

2.5. PRE AND POST ISSUE / OFFER SHAREHOLDING OF THE COMPANY

Given below is the Pre- and Post-IPO shareholding of the Company:

Shareholding Pattern					
Shareholding	Category	Pre-Issue / Offer Shareholding	% of Total Shareholding	Post-Issue / Offer Shareholding	% of Total Shareholding
Karandaz Pakistan	Substantial Shareholder ⁵	77,009,740	27.00%	77,009,740	22.97%
Shabana Muhemmed Shahid	Sponsor	42,831,105	15.02%	42,831,105	12.78%
Muhemmed Shahid Zaman	Sponsor	38,964,550	13.66%	38,964,550	11.62%
Air Marshal (R) Aurangzeb Khan	Sponsor	38,543,570	13.51%	38,543,570	11.50%
Shehla Aurangzeb	Sponsor	38,524,505	13.51%	38,524,505	11.49%
Muhammad Aftab Khan	Sponsor	9,119,665	3.20%	9,119,665	2.72%
Farah Khan	Sponsor	9,119,665	3.20%	9,119,665	2.72%
Nosheen Usman Rabbani	Sponsor	6,746,055	2.37%	6,746,055	2.01%
Iram Salik	Minority Shareholder	4,630,000	1.62%	4,630,000	1.38%
Jahanzeb Khan	Sponsor	3,768,630	1.32%	3,768,630	1.12%
Shahid Younus	Minority Shareholder	3,234,410	1.13%	3,234,410	0.96%
Shakeel Younus	Minority Shareholder	3,234,410	1.13%	3,234,410	0.96%
Ali Anwar	Minority Shareholder	3,234,410	1.13%	3,234,410	0.96%
Naved Ali Khan	Sponsor / Offeror	3,102,350	1.09%	-	-
Muhammad Alamgir Khan	Sponsor	2,456,895	0.86%	2,456,895	0.73%

⁵ Karandaz Pakistan is a not-for-profit public company limited by guarantee set up under Section 42 of the Companies Act, 2017. Karandaz was established in 2014 with seed grant funding from UK Government's Foreign Commonwealth and Development Office. Karandaz invested in the company in 2020 to fund the purchase of two new sheds

Amina Anwar	Minority Shareholder	700,790	0.25%	700,790	0.21%
Muhammad Hammad Khan	Executive Director	495	0.00%	495	0.00%
Tafweez ul Vakeel	Independent Director	5	0.00%	5	0.00%
Abdul Rehman Warraich	Independent Director	5	0.00%	5	0.00%
General Public (IPO)	IPO Investors	-	-	53,102,350	15.84%
Total		285,221,255	100%	335,221,255	100%

2.6. PRINCIPAL PURPOSE OF THE ISSUE / OFFER

The Company plans to raise PKR 637,228,200 at a Floor Price of PKR 12.00/- per share through Initial Public Offering / Offer for Sale. Out of which PKR 37,228,200 will be offered by one of the sponsor shareholders Mr. Naved Ali Khan and PKR 600,000,000 will be fresh issue and the IPO proceeds will be used by Wahdat for expansion.

2.7. PRIMARY OBJECTIVES OF THE ISSUE

The proceeds of the Issue are intended to be utilized to support the Company's expansion plans, enhance production capacity, and meet incremental working capital requirements. This strategy emphasizes capital-efficient expansion to address unfulfilled market demand while strengthening long-term operational resilience and enabling sustainable growth.

2.8. ESTABLISHMENT OF NEW PASTEURIZATION PLANT

An amount of PKR 270 million is allocated to establish a state-of-the-art pasteurization plant, including equipment procurement and civil works. This facility addresses the domestic shortage of hygienic liquid eggs for the HORECA and industrial sectors. Leveraging senior management's expertise in dairy pasteurization, this unit will drive high-margin growth and serve as a launchpad for downstream FMCG products like mayonnaise.

Scaling Production via Strategic Rearing To satisfy current unmet demand from major retail chains, PKR 180 million will fund the rearing of an additional 100,000 birds. By utilizing an asset-light leasing model, the Company can rapidly scale production volumes without the heavy upfront costs of new infrastructure, ensuring immediate revenue absorption.

2.9. WORKING CAPITAL & WAHDAT QUALITY ASSURED PROCUREMENT MODEL

The remaining PKR 150 million is dedicated to the Wahdat Quality Assured Procurement Model and incremental working capital. These funds will support larger raw material inventories, additional expenses and provide the liquidity necessary to absorb increased accounts receivable as sales volumes surge across retail and institutional channels.

Given above is a summary of how the Company intends to utilize the proceeds raised from the IPO however for further details please refer to Section 4 of the Prospectus / Offer for Sale Document.

2.10. JUSTIFICATION OF PREMIUM

Justification given by the Lead Manager in favor of Floor Price of PKR 12/- per share may be seen under Section 4A of the Prospectus / Offer for Sale Document titled, 'Valuation Section'.

2.11. SOURCE OF FUNDING

Through the new issuance, Wahdat intends to issue 50,000,000 ordinary shares at a floor price of PKR 12/- per share to raise PKR 600,000,000 at the floor price. This fresh issue will be majorly utilized towards expansion and the remaining shall be utilized towards working capital as given in the section 2.8 below.

Particulars	Cost (PKR)	Percentage
Proceeds from new issuance of shares	600,000,000	100%

2.12. UTILIZATION OF PROCEEDS

Purpose	Amount (PKR million) (at Floor price)	% of utilization
Establishment of New Pasteurization Plant	270	45%
Rearing of additional flock	180	30%
Wahdat Quality Assured Procurement model / Working Capital	150	25%
Total	600	100%

2.13. QUALIFIED OPINION, IF ANY, GIVEN BY THE AUDITOR DURING THE LAST THREE FINANCIAL YEARS

No qualified opinion was given on the financial statements of the Company by its Auditor i.e. RSM Avais Hyder Laiquat Nauman, Chartered Accountants during the last three financial years FY23, FY24 and FY25

2.14. FINANCIAL INFORMATION (PLEASE REFER TO SECTION 6 FOR DETAILED FINANCIALS AND COMMENTARY ON KEY RATIOS)

Financial statements of Wahdat can be accessed from Company's website
The key financial information of the Company is given as follows:

Key Financials	Audited FY21	Audited FY22	Audited FY23	Audited FY24	Audited FY25	Audited 1HFY26
Issued share capital (PKR)	570,442,510	570,442,510	570,442,510	570,442,510	570,442,510	570,442,510
Book Value (PKR) ⁶	912,842,076	977,233,108	1,062,146,317	1,286,427,478	1,531,718,087	1,695,626,618
Net Revenue (PKR)	1,233,421,986	1,581,844,449	2,007,097,667	2,515,519,917	2,791,379,643	1,471,889,498
Gross Margin	23.5%	18.1%	17.8%	23.4%	24.3%	25.6%
Operating Margin	7.0%	2.5%	2.3%	9.1%	11.1%	12.2%
Profit after Tax (PKR)	63,358,832	64,487,458	83,864,552	223,204,456	241,859,969	163,047,438
Profit after Tax Margin	5.1%	4.1%	4.2%	8.9%	8.7%	11.1%
Earnings per share	1.11	1.13	1.47	3.91	4.24	2.86
Breakup value per share	16.00	17.13	18.62	22.55	26.85	29.72
Total debt ⁷	477,608,475	532,630,935	681,038,828	781,371,955	823,211,129	885,779,811
Total debt to equity	52%	55%	64%	61%	54%	52%
Cashflow from operations (PKR)	(107,609,645)	(19,770,520)	(64,397,640)	20,202,091	51,140,394	21,641,319

Source: Audited Accounts

In 2026, the shareholders of the company approved an increase in the authorized share capital of the company from Rs. 600 million to Rs. 750 million and a subdivision of equity shares in the ratio of 1:5 resulting in a reduction of face value per share from Rs.10.00/- to Rs.2.00/-, these changes became effective on January 05, 2026.

2.15. THE FOLLOWING TABLE ENCLOSED BELOW SHOWS THE PRE AND POST EFFECT OF STOCK SPLIT ON THE COMPANY:

Particular	FY21	FY22	FY23	FY24	FY25	1HFY26
Profit after Taxation	63,358,832	64,491,502	83,864,552	223,204,456	241,859,969	163,047,438

⁶ Book Value is calculated by Total Assets – Total Liabilities.

⁷ Total debt includes Long Term Financing, Short Term Borrowing, Current portion of long-term financing, and Loan from related party

No of Shares (Pre-stock split)	57,044,251	57,044,251	57,044,251	57,044,251	57,044,251	57,044,251
EPS (Pre-Stock Split)	1.11	1.13	1.47	3.91	4.24	2.86
BVPS (Pre-Stock Split)	16.00	17.13	18.62	22.55	26.85	29.72
No of Shares (Post stock split)						
No of Shares (Post stock split)	285,221,255	285,221,255	285,221,255	285,221,255	285,221,255	285,221,255
EPS (Post-Stock Split)	0.22	0.23	0.29	0.78	0.85	0.57
BVPS (Post-Stock Split)	3.20	3.43	3.72	4.51	5.37	5.94

2.16. LEGAL PROCEEDINGS

There are no pending Legal proceedings of Wahdat as well as any of its associates over which it has control As of June 30, 2025. For further details please refer to section 8.

NOTE: THERE ARE NO PENDING LITIGATIONS AGAINST THE COMPANY, SPONSORS, SUBSTANTIAL SHAREHOLDERS AND DIRECTORS.

2.17. RISK FACTORS

For key risk factors that would have an impact on the Company and the Issue / Offer, please refer to Section 5.

2.18. SUMMARY OF RELATED PARTY TRANSACTIONS

All transactions with related parties are carried out at a mutually agreed price on an arm's length basis. The related parties comprise of Sponsors, Promoters, Associated Concerns, Directors and Key Management Personnel of the Company. The Company in the normal course of business carries out transactions with related parties, which are as follows:

Related Party	Relationship	Nature of Transaction	FY22	FY23	FY24	FY25	1HFY26
Aurangzeb Khan	CEO	Loan Received	24,954,000	-	3,000,000	41,558,000	-
		Loan Paid	-	-	-	(40,000,000)	(4,558,000)
		Interest Expenses	-	-	171,071	798,834	-
		Adjust against Wahdat dairy farm loan	24,954,000	14,473,575	-	-	-
M. Shahid Zaman	COO/Director	Loan Received	-	36,970,000	-	36,200,000	7,000,000
		Loan Paid	-	-	-	(21,000,000)	(22,200,000)
		Interest Expenses	-	-	-	944,145	-
		Adjust against Wahdat dairy farm loan	-	36,970,000	-	-	-
Karandaaz Pakistan	Associated Company	Loan Received	-	-	-	-	-
		Repayment of Loan	2,083,333	10,416,665	4,542,456	-	(3,042,912)
		Interest Expenses	-	-	7,015,281	6,098,454	1,470,178
Wahdat Dairy Farm	Associated Entity	Interest Receivable	-	26,173,283	28,178,345	28,178,345	28,178,345
		Adjustment of Loan from CEO	-	51,443,575	-	-	(19,758,000)
		Adjustment of Loan from COO	-	-	-	-	(8,420,345)

Source: Audited Financial Statements of Wahdat Poultry Farm Limited

3. OVERVIEW, HISTORY AND PROSPECTS

3.1. COMPANY'S BACKGROUND AND HISTORY

Name of Company	Wahdat Poultry Farm Limited
Incorporation Number	0129647
Date of Incorporation as Private Limited Company and Place	February 07, 2019 in Pakistan
Date of Conversion to Public Limited Company	December 11, 2025
Date of Initiation of Business (AoP)	21 st November 2007

Wahdat was founded with a simple but forward-looking idea: to provide safe, healthy, and hygienic eggs to Pakistani households, based on international standards, an everyday staple that had historically been produced and consumed with limited to no attention to food safety, nutrition, or biosecurity. At the time of its establishment, branded and packaged eggs were absent from the domestic market, and consumer awareness around enriched or hygienically produced eggs was minimal.

Over the past 18 years, Wahdat has played a formative role in reshaping this landscape. Through sustained investment, operational discipline, and a long-term vision, the Company has emerged as a leading participant in Pakistan's packaged and enriched eggs segment, creating not only a differentiated product offering but also contributing to the creation of demand and consumer awareness for a category that previously did not meaningfully exist.

At its inception, the domestic market lacked a standardized approach to biosecurity and hygiene, with eggs primarily treated as an unbranded commodity produced with minimal attention to international quality benchmarks. Recognizing this systemic gap, the Company introduced a pioneering⁸ model to provide safe, healthy, and hygienically produced eggs to Pakistani households. Over the past 18 years, Wahdat has transitioned from a market entrant to a formative leader⁹, successfully creating demand for a premium category that previously did not exist through sustained investment, operational discipline, and a long-term vision for consumer health.

3.2. INFRASTRUCTURE AND OPERATIONS

The Company's production philosophy is built on a foundation of full mechanization and "minimal human touch," a strategy that ensures absolute biosecurity and consistent quality. By establishing fully automated layer farms on 01 March 2008, Wahdat provides a traceable and hygienic supply chain that has proven particularly resilient during periods of heightened biosecurity risk, such as regional avian influenza outbreaks. According to WHO, Avian influenza, also known as bird flu, is a type of zoonotic (or animal) influenza that affects wild birds and poultry. Due to Wahdat's high biosecurity standards and strictness to follow international standard SOPs, the company has not experienced any outbreak of bird flu.

Today, the Company operates four state-of-the-art automated layer houses, sourced from global industry leaders Big Dutchman of Germany and Tecno of Italy, with an aggregate installed capacity of approximately 430,000 birds. These high-tech facilities integrate advanced climate control and automated collection systems, enabling a peak output of 400,000 eggs per day. Wahdat's commitment to excellence is further underscored by its status as the first layer poultry farm in Pakistan to achieve ISO 22000 certification.

Sr. No	Supplier Name	Origin	Asset ¹⁰	Capacity	Useful
1	Big Dutchmen	Germany	Big Dutchmen Housing System	100,000 Birds	30+ Years
2	Big Dutchmen	Germany	Big Dutchmen Housing System	100,000 Birds	30+ Years

⁸ <https://aurora.dawn.com/news/1144733/working-on-egg-appeal>

⁹ <https://afterburnerconsultants.com/eggs-industry-in-pakistan/>

¹⁰ Further information regarding these assets can be found in section 3.8.5. Overview of Production Facilities

3	Tecno	Italy	Tecno Housing System	115,000 Birds	30+ Years
4	Tecno	Italy	Tecno Housing System	115,000 Birds	30+ Years



3.3. LIFECYCLE OF BIRDS

Layer Bird Lifecycle Management		
Stage	Week	Description
Rearing Period	Week 1 – Week 12	Day-old chicks are procured from reputable vendors adhering to high standards of breeding and grandparent flock management. Chicks are housed in a rearing shed equipped with specialized environmental controls to ensure optimal flock management, including temperature regulation, ventilation, and biosecurity measures.
Pre-Lay Stage	Week 13 – Week 17	Upon reaching the pre-lay stage, approximately 13 weeks of age, the flock is transferred to a fully automated shed. At this stage, birds have developed strong legs and are physiologically prepared for the transition to the laying environment.

<p>Laying Period</p>	<p>Week 18 – up to Week 130</p>	<p>Birds typically commence egg production between 18 to 20 weeks of age and continue throughout their productive life, which extends up to 130 weeks. During this period, a forced molting program is implemented to rejuvenate the reproductive system and extend productive life. The molting period spans approximately 6 to 8 weeks, during which laying rates temporarily decline before recovering post-molt. Peak productivity can reach up to 96%, while the average lay rate is maintained at approximately 80% over the full cycle.</p>
<p>Culling / Disposal</p>	<p>End of Productive Life</p>	<p>At the conclusion of their productive life, spent hens are sold directly from the shed. Dealers and traders purchase the birds at prevailing market rates, providing an additional revenue stream.</p>

3.4. PRODUCT OFFERING AND PHILOSOPHY

Innovation has been the defining theme of Wahdat’s market evolution. The Company pioneered¹¹ the introduction of branded, nutritionally enriched eggs in Pakistan, developing a diverse portfolio that includes Farm Fresh Classic, Omega-3, Golden (fortified with Vitamins A, D, E, and Selenium), and Brown eggs (fortified with Vitamin D, Zinc, and Magnesium). A key differentiator across this entire range is the exclusive use of 100% vegetarian feed, which forms the basis for all nutritional enrichment and aligns with evolving consumer preferences for natural, high-quality proteins. This commitment to superior inputs ensures that the final product meets the highest standards of taste, safety, and health.



¹¹ <https://aurora.dawn.com/news/1144733/working-on-egg-appeal>

3.5. STRATEGIC INVESTMENT

The Company’s growth trajectory was significantly accelerated between 2019 and 2020 following a PKR 500 million equity investment from Karandaz Pakistan, funded by the UK Foreign, Commonwealth & Development Office (FCDO). This capital supported a rapid expansion of production capacity and a massive scaling of the retail footprint. Between 2020 and 2022, Wahdat doubled its reach from 600 to over 1,200 in 2022 outlets nationwide.

3.6. DISTRIBUTION SCALE AND RETAIL COVERAGE

Wahdat manages an end-to-end local distribution network supplying approximately 1,500 retail locations, ensuring the integrity of the product from the farm to the shelf. This infrastructure also supports international compliance, as evidenced by Wahdat’s position as the prominent egg supplier to McDonald’s Pakistan and its inclusion on the McDonald’s Global Vendor List, which has facilitated exports to Qatar and the UAE. Wahdat does not have an end-to-end distribution network outside Pakistan export sales are facilitated through distributors.

Total Sales Breakup						
Particular	Value PKR	% of Sales Value	Value PKR	% of Sales Value	Value PKR	% of Sales Value
	FY23	FY23	FY24	FY24	FY25	FY25
Local	1,924,293,087	96%	2,352,875,607	94%	2,336,399,464	84%
Exports	82,804,580	4%	162,644,310	6%	454,980,179	16%
Total Sales	2,007,097,667	100%	2,515,519,917	100%	2,791,379,643	100%



3.7. CORPORATE GOVERNANCE AND INSTITUTIONAL RIGOR

Beyond its physical infrastructure, Wahdat has strengthened its institutional framework through advisory engagements with Karandaz and KPMG. The Company has evolved into a professionally managed organization with a formal corporate governance structure, overseen by an experienced management tier and supported by professional staff. Operational oversight is further enhanced by an integrated Enterprise Resource Planning (ERP) system that provides a foundation for real-time analytics on flock management, production costing, and sales. Having spent nearly two decades establishing brand equity and distribution scale, Wahdat now stands at an inflection point, poised to capitalize on its market-leading position through further capacity expansion and the development of a liquid egg pasteurization facility to serve industrial and institutional markets.

In recent years, the Company has strengthened its corporate and institutional framework through advisory engagements with external firms like Karandaaz Pakistan and KPMG. This process has included the enhancement of its organizational structure through the appointment of senior and middle management, supported by additional professional staff. The Company has also established and continues to maintain a formal corporate governance framework, with defined policies, controls, and oversight mechanisms, reflecting its evolution into a professionally managed organization. Wahdat has implemented an enterprise resource planning (ERP) system that supports the tracking of sales and inventory, product costing, manufacturing and production management, and flock management. The system provides an integrated analytical foundation for operational oversight and the preparation of management and financial reports.

Wahdat 1



Wahdat 2



3.8. BUSINESS MODEL OF WAHDAT

Wahdat operates an automated, vertically integrated, and scale-driven business model focused on the production, branding, nationwide distribution, and export of high-quality enriched table eggs. The company controls the entire value chain as it is vertically integrated, from feed formulation and layer management to egg collection, grading, packaging, marketing, and distribution, enabling strong quality control, cost efficiency, and scalability.

3.9. PROCUREMENT OF BIRDS

Day-old chicks are procured from reputable vendors adhering to high standards of breeding and grandparent flock management. Chicks are housed in a rearing shed equipped with specialized environmental controls to ensure optimal flock management, including temperature regulation, ventilation, and biosecurity measures.

3.10. FEED PRODUCTION

Feed is the primary cost in egg production. Wahdat mitigates price volatility and quality risk through an integrated, in-house manufacturing system, including direct sourcing, expert formulation, and automated production. Led by a PhD Nutritionist, this system produces specialized, 100% halal vegetarian feed enriched with Omega-3 and vitamins. By prioritizing preventative nutrition, Wahdat ensures optimal flock immunity, resulting in healthy chickens that require minimal medical intervention. This precise control allows Wahdat to guarantee entirely antibiotic-free eggs for the consumer.

Feed Production Flow:

I. Procurement of Raw Materials

Key raw materials, including maize, soybean meal, canola meal, vitamins, and minerals are procured from approved suppliers in accordance with the Company's procurement policies. In addition, maize and certain other selected ingredients may be sourced directly from farmers, subject to internal quality screening and approval procedures. This procurement approach is intended to support continuity of supply and operational requirements.

II. Quality Testing of Inputs

Incoming raw materials undergo physical and nutritional testing to ensure compliance with predefined standards.

III. Feed Formulation

Feed formulations are developed by poultry nutrition experts to meet the specific nutritional requirements of layers at different life stages.

IV. Grinding & Mixing

Raw materials are ground and uniformly mixed using automated systems to ensure consistency in nutrient distribution.

V. Mash Preparation

Feed is prepared in mash form in accordance with the nutritional requirements of the flock and the relevant production stage.

VI. Quality Assurance & Storage

Finished feed batches are sampled for quality checks before being transferred to storage silos under controlled conditions.

VII. Internal Distribution to Farms

Feed is supplied directly to Wahdat's own layer farms, ensuring uninterrupted availability and minimizing contamination risks.

Strategic Advantages of In-House Feed Production

- Protection against market price volatility
- Consistent feed quality and performance
- Improved flock health and productivity
- Full control over antibiotic-free and halal vegetarian formulations

3.11. MODERN AUTOMATED LAYER SHEDS

Wahdat operates four state-of-the-art computer controlled automated layer houses, including two imported from Big Dutchman (Germany) and two from Tecno (Italy), with a combined installed capacity of 430,000 birds. These facilities feature automated feeding, climate control, egg collection, and advanced biosecurity systems, enabling peak productivity of over 400,000 eggs per day.

3.12. PACKAGING (PULP TRAYS & BOXES)

To support operational efficiency and sustainability, Wahdat produces approximately 25,000 food-grade molded pulp boxes per day using recycled paper. Located in Sargodha, a major paper pulp hub in Pakistan, the company leverages a reliable supply of raw materials at competitive prices to ensure a cost-effective, environmentally friendly packaging solution. The facility is equipped with a rotary molding machine, hot press, pulper, and pulp pools, creating high-strength packaging that significantly reduces egg breakage during transit while maintaining the highest safety standards for food contact.

3.13. DISTRIBUTION

Wahdat follows a rigorous just-in-time distribution model, supported by regional hubs in Islamabad, Lahore, and Karachi. These hubs operate as three independent sales and distribution centers, functioning as separate business units whose profitability is rigorously evaluated to ensure maximum operational efficiency. To maintain cold chain integrity, the company utilizes its own dedicated fleet of temperature-controlled vans, ensuring eggs reach their destination at peak freshness. This is bolstered by an internal fleet of trucks designed for rapid transport to the distribution centers.

To further optimize this network, Wahdat manages distribution through specialized route planning and order booking tailored to the unique requirements of the product. This system facilitates quick shelf replenishment, frequent store visits, continuous quality management monitoring and takes continuous customer feedback into the decision-making process. This robust, data-driven infrastructure driven by a customized Sales Management App integrated with the EPR allows Wahdat to supply major retail chains across Pakistan with unmatched efficiency, providing a significant competitive edge in the market.

3.14. PRODUCT PORTFOLIO

From everyday essentials to scientifically enriched varieties, Wahdat's product range is designed to provide high-quality nutrition that fits every lifestyle and budget. The company markets four distinct product lines: Omega-3 Enriched, Golden (Vitamin-Enriched), Brown (Vitamin-Enriched), and Classic Eggs. Every product in Wahdat's portfolio is guaranteed antibiotic-free, E. coli-free, and Salmonella-free, as a direct result of Wahdat's specialized 100% halal vegetarian feed formulations. For over a decade, the flagship retail brand of Wahdat, "Farm Fresh Eggs," has dominated the domestic market¹², witnessing a significant surge in consumer demand for Wahdat's premium Omega-3 and Vitamin-enriched varieties.

In the international arena, Wahdat has successfully expanded into the Middle East under the export brand "Wahda Eggs". Wahdat provides eggs to distributors in UAE and Qatar who sell them under their own brand name of "Wahda Eggs".

The global portfolio features two specialized product lines:

- Chef's Delight: A premium variant of Classic Eggs tailored for high-end culinary use.
- Omega-3 Eggs: Scientifically enriched, high-nutrient offering for health-conscious international consumers.

3.15. HUMAN RESOURCES

Since its inception, Wahdat has maintained a sophisticated management structure comprising experienced managers, accountants, engineers, and specialized sales and distribution teams. Unlike the informal management styles often found in the Pakistani poultry sector, Wahdat's farms and production units are operated as professional corporate entities. This high-standard environment is achieved through the strategic hiring and training of professional HR, ensuring that every facility is led by highly qualified managers, most of whom possess technical backgrounds and engineering associate degrees. This investment in specialized human capital enables Wahdat to function as a disciplined, technology-driven business. By maintaining rigorous, data-backed record-keeping across procurement, warehouse operations, fleet logistics, and financial reporting, Wahdat consistently achieves industry-leading performance and operational transparency.

3.16. ERP & DIGITAL SYSTEMS

Wahdat's operations are digitally integrated through a Customized Odoo Enterprise ERP, which synchronizes sales, procurement, manufacturing, inventory, and accounting into a single, unified ecosystem. To further enhance field operations, the company has recently deployed a proprietary in-house Sales App. This state-of-the-art tool features customized functionality, including geo-tagging for precise logistics, streamlined order management, and advanced mobile analytics.

The real-time dashboards support accurate inventory forecasting, KPI tracking, and equipment efficiency, enabling rapid, data-driven decision-making. This digital and operational foundation perfectly positions the company for sustained growth in both domestic and international markets.

¹² <https://afterburnerconsultants.com/eggs-industry-in-pakistan/>

3.17. BUSINESS PROSPECTS AND FUTURE PLAN

CURRENT POSITION

Since its inception nearly two decades ago, Wahdat has been the primary architect of the branded egg category in Pakistan, consistently maintaining its position as the definitive industry leader¹³. The Company's competitive advantage is rooted in its adherence to international quality benchmarks, which serves as the hallmark of its product differentiation. Leveraging a robust, proprietary distribution infrastructure, Wahdat serves approximately 1,500 retail outlets nationwide while simultaneously cultivating a growing presence in export markets. This strategic ecosystem has yielded significant financial performance, with revenues more than doubling from PKR 1.2 billion in FY 2021 to PKR 2.7 billion in FY 2025, a testament to the Company's deepening retail penetration and the accelerating consumer shift toward premium, branded poultry products.

DEMAND DYNAMICS AND CAPACITY CONSTRAINTS

Wahdat is currently experiencing a sustained upward trajectory in demand, driven by an expanding institutional and household customer base. This trend is fundamentally underpinned by a heightened consumer shift toward premium, traceable, and "safe-to-consume" nutritional staples. However, at its current operational scale, the Company is approaching a capacity ceiling that limits its ability to fully capitalize on this burgeoning market appetite. This represents a significant opportunity for value creation through strategic capacity expansion.

Capacity Comparison table						
	Pre-Expansion			Post Expansion		
	Capacity	Utilization	% utilization	Capacity	Utilization	% utilization
Installed Capacity:						
Owned Installed Capacity	430,000	400,000	93%	430,000	400,000	93%
Additional rented house	-	-	0%	100,000	93,000	0%
Wahdat Quality Assured Procurement Model	60,000	43,200	72%	140,000	100,800	72%
Total	490,000	443,200		670,000	593,800	

By addressing these supply bottlenecks, the Company is positioned to satisfy the significant unmet demand within its existing retail footprint of 1,500 outlets while aggressively penetrating underserved territories and institutional segments. Furthermore, Wahdat plans to diversify into the pasteurized liquid egg market, targeting the growing demand for bacteria-free solutions among industrial food processors and large-scale hospitality chains. By providing a high-standard, localized alternative to imported egg components, Wahdat will secure a new, non-cyclical revenue stream and solidify its position as the primary architect of Pakistan's modern, integrated poultry value chain.

GROWTH STRATEGY AND USE OF IPO PROCEEDS

To capitalize on its market-leading position of 48.4% of total branded and enriched eggs market¹⁴ and address the current supply-demand imbalance, the Company has outlined a comprehensive growth strategy focused on the following key pillars:

- **Expansion of Retail and Distribution Coverage:** Strengthening the Company's domestic footprint by increasing retail coverage and optimizing its distribution network to reach a broader consumer base.
- **Production Capacity Optimization:** Scaling output through a dual-track approach that includes rearing of additional flock alongside a standardized "Wahdat Quality Assured Procurement model" to onboard progressive local partners under Wahdat's technical, product quality and biosecurity protocols.

¹³ <https://afterburnerconsultants.com/eggs-industry-in-pakistan/>

¹⁴ <https://afterburnerconsultants.com/eggs-industry-in-pakistan/>

- **Institutional Diversification via Pasteurization:** The establishment of a state-of-the-art pasteurization facility to introduce high-value liquid egg products, specifically targeting the stringent requirements of industrial food processors, the hospitality sector, and international export clients.
- **Strategic Export Growth:** Leveraging its status as a McDonald’s Global Vendor to aggressively expand sales within the GCC region, ensuring all operations remain aligned with evolving international regulatory standards and specific customer requirements.

To operationalize these strategic initiatives and support the development of the proposed pasteurization facility, the Company has identified a total funding requirement of approximately PKR 600 million. This capital will be directed toward long-term expenditures and essential working capital, with the primary funding source intended to be the proceeds from the planned Initial Public Offering (IPO).

3.18. MAJOR PRODUCTS OF WAHDAT

The entire Farm Fresh portfolio is defined by a rigorous set of production standards that differentiate Wahdat’s offerings from conventional market commodities. Every egg produced under the brand is guaranteed to meet the following high-integrity criteria:

- **100% Halal and Vegetarian Feed:** The hens are nourished exclusively with a pure vegetarian, Halal-certified diet, ensuring the final product remains natural and ethically produced.
- **Antibiotic-Free and Steroid-Free:** In strict adherence to the Antimicrobial Resistance (AMR) regime criteria of the FAO, the Company’s production process is entirely free from antibiotics, growth hormones, and steroids.
- **Naturally Odorless:** Due to the high-quality vegetarian feed and superior hygiene protocols, Farm Fresh eggs are characterized by their clean, odorless profile, enhancing the consumer’s culinary experience.
- **Pathogen-Free Guarantee:** The Company utilizes fully automated, "minimal touch" systems to ensure all products are strictly devoid of harmful bacteria, including E. coli and Salmonella.

By implementing these international best practices and aligning with the FAO’s AMR framework, Wahdat mitigates the risk of drug-resistant bacteria, ensuring long-term food safety and public health. This combination of vegetarian integrity and global compliance solidifies Wahdat’s position as a provider of high-integrity functional foods that meet the stringent requirements of both domestic and international regulatory bodies.

Following is the four-product offering by Wahdat under the Farm Fresh Eggs brand along with the revenue bifurcation of the product offerings.

Product Mix						
Product	FY 22-23		FY 23-24		FY 24-25	
	Qty	Value	Qty	Value	Qty	Value
Classic	169,761	1,284,523,945	174,794	1,591,024,644	163,401	1,483,367,262
Golden	20,923	185,372,362	24,705	254,530,147	26,820	271,422,314
Omega	54,616	537,201,360	58,415	669,965,126	82,068	943,616,651
Vitamin D/ Brown	-	-	-	-	9,626	92,973,416
TOTAL	245,300	2,007,097,667	257,914	2,515,519,917	281,915	2,791,379,642

1) FARM FRESH OMEGA-3 EGGS (FLAGSHIP PRODUCT)

As the Company’s premier offering, Farm Fresh Omega-3 Eggs are positioned at the premium tier of the P&E portfolio. While upholding the foundational safety and quality standards of the broader Farm Fresh range, this flagship line is distinguished by its specialized enrichment with Omega-3 fatty acids derived from 100% vegetarian sources, alongside fortified levels of Vitamin E and Selenium. This formulation reflects the Company’s strategic commitment to "functional nutrition", the science of utilizing targeted enrichment to deliver superior micronutrients that support cardiovascular health, immune resilience, and cellular protection.

These enriched nutrients are associated with the following benefits:

- Helps reduce cholesterol
- Helps reduce risk of stroke
- Assists in blood pressure regulation
- Beneficial for growing children
- Associated with anti-aging effects



2) FARM FRESH CLASSIC EGGS

Farm Fresh Classic Eggs constitute the Company’s core and highest-volume product offering and serve as the foundational product within the Farm Fresh portfolio.

Key attributes include:

- Fresh and hygienic eggs
- Odorless and antibiotic-free
- Free from *E. coli* and *Salmonella* bacteria
- Positioned as a reliable, everyday consumption product



3) FARM FRESH GOLDEN EGGS

Farm Fresh Golden Eggs are distinguished by a comprehensive multi-vitamin fortification profile, featuring elevated levels of Vitamins A, D, E, and Selenium. This product line is strategically differentiated from the Classic and Omega-3 variants through its broad-spectrum micronutrient density, specifically engineered to support immune resilience and skeletal integrity. These eggs are produced by a specialized flock maintained on a precision-balanced vegetarian diet, which is meticulously supplemented with essential nutrients to ensure consistent and reliable transfer into the egg yolk.

Key nutrient attributes include:

Vitamin A: Supports vision, immune function, and skin health

Vitamin D: Supports bone and dental health through improved calcium absorption

Vitamin E: Acts as an antioxidant and supports immune function

Selenium: Powerful antioxidant that protects cells from oxidative stress and supports critical thyroid and immune system functions.



4) FARM FRESH BROWN EGGS

Farm Fresh Brown Eggs are strategically positioned as a premium, mineral-enriched alternative within the Company’s functional food portfolio. This product line is distinguished by its targeted fortification with Vitamin D, Zinc, and Magnesium, offering a unique nutritional profile designed to support immune resilience and musculoskeletal health. Produced by hens maintained on a strictly monitored, 100% vegetarian diet, these eggs uphold the Company’s foundational "Farm Fresh" standards, ensuring a product that is entirely antibiotic-free, naturally odorless, and produced under the highest biosecurity protocols.

Key nutrient attributes include:

- Vitamin D: Supports bone and dental health through improved calcium absorption
- Zinc: Supports immune function and overall metabolic health



- Magnesium: Supports nerve and muscle function and contributes to energy metabolism

Source: <https://www.wahdatfarms.com/poultry>

Source: <https://farmfresheggs.pk/product/farm-fresh-brown-12-eggs-pack/>

3.19. SPONSORS SHAREHOLDING PATTERN

Wahdat has 67.73% sponsoring shareholders Pre-Issue / Offer which will be diluted to 56.70% post-Issue / Offer, whose details are provided below:

Sponsors Shareholding Pattern					
Sponsors	Designation/ Relation	Pre-Issue / Offer Shareholding	% of Total Shareholding	Post-Issue / Offer Shareholding	% of Total Shareholding
Shabana Muhemmed Shahid	Family and Friend	42,831,105	15.02%	42,831,105	12.78%
Muhemmed Shahid Zaman	Executive Director / COO	38,964,550	13.66%	38,964,550	11.62%
Air Marshal (R) Aurangzeb Khan	Executive Director / CEO	38,543,570	13.51%	38,543,570	11.50%
Shehla Aurangzeb	Family and Friend	38,524,505	13.51%	38,524,505	11.49%
Muhammad Aftab Khan	Family and Friend	9,119,665	3.20%	9,119,665	2.72%
Farah Khan	Family and Friend	9,119,665	3.20%	9,119,665	2.72%
Nosheen Usman Rabbani	Family and Friend	6,746,055	2.37%	6,746,055	2.01%
Jahanzeb Khan	Family and Friend	3,768,630	1.32%	3,768,630	1.12%
Naved Ali Khan	Family and Friend	3,102,350	1.09%	-	-
Muhammad Alamgir Khan	Family and Friend	2,456,895	0.86%	2,456,895	0.73%
Total of Sponsors		193,176,990	67.73%	190,074,640	56.70%

3.20. PATTERN OF SHAREHOLDING OF WAHDAT

The latest pattern of shareholding for the Company is as follows:

Shareholding Pattern					
Shareholding	Category	Pre-Issue / Offer Shareholding	% of Total Shareholding	Post-Issue / Offer Shareholding	% of Total Shareholding
Karandaaz Pakistan ¹⁵	Substantial Shareholder	77,009,740	27.00%	77,009,740	22.97%
Shabana Muhemmed Shahid	Sponsor	42,831,105	15.02%	42,831,105	12.78%
Muhemmed Shahid Zaman	Sponsor	38,964,550	13.66%	38,964,550	11.62%
Air Marshal (R) Aurangzeb Khan	Sponsor	38,543,570	13.51%	38,543,570	11.50%

¹⁵ Karandaaz invested in the company in 2020 to fund the purchase of two new sheds

Shehla Aurangzeb	Sponsor	38,524,505	13.51%	38,524,505	11.49%
Muhammad Aftab Khan	Sponsor	9,119,665	3.20%	9,119,665	2.72%
Farah Khan	Sponsor	9,119,665	3.20%	9,119,665	2.72%
Nosheen Usman Rabbani	Sponsor	6,746,055	2.37%	6,746,055	2.01%
Iram Salik	Shareholder	4,630,000	1.62%	4,630,000	1.38%
Jahanzeb Khan	Sponsor	3,768,630	1.32%	3,768,630	1.12%
Shahid Younus	Shareholder	3,234,410	1.13%	3,234,410	0.96%
Shakeel Younus	Shareholder	3,234,410	1.13%	3,234,410	0.96%
Ali Anwar	Shareholder	3,234,410	1.13%	3,234,410	0.96%
Naved Ali Khan	Offer for sale	3,102,350	1.09%	-	-
Muhammad Alamgir Khan	Sponsor	2,456,895	0.86%	2,456,895	0.73%
Amina Anwar	Shareholder	700,790	0.25%	700,790	0.21%
Muhammad Hammad Khan	Director	495	0.00%	495	0.00%
Tafweez ul Vakeel	Director	5	0.00%	5	0.00%
Abdul Rehman Warraich	Director	5	0.00%	5	0.00%
General Public (IPO)	IPO Investors	-	-	53,102,350	15.84%
Total		285,221,255	100%	335,221,255	100%

3.21. REVENUE DRIVERS

Wahdat revenue generation is strategically anchored in a sophisticated integration of operational scale, biological optimization, and premium brand equity. Unlike traditional commodity-based poultry operations, the Company leverages a vertically integrated model that ensures end-to-end control over product quality and supply chain integrity. This structural advantage allows Wahdat to consistently monetize its output at significantly higher average realizations compared to unbranded wholesale participants and fragmented peer competitors. By de-commoditizing the egg through its "Farm Fresh" branding and specialized enrichment, the Company has established a price-inelastic demand profile among modern trade retailers and blue-chip institutional customers who prioritize traceability, safety, and consistency of supply.

1. FULLY INTEGRATED AND END-TO-END CONTROLLED BUSINESS MODEL

Wahdat operates a sophisticated, vertically integrated model that exercises direct control over the entire poultry value chain, from precision feed formulation and automated flock management to grading, packaging, and nationwide cold-chain distribution. This integrated architecture drives revenue stability and margin expansion by capturing the full-chain margins typically lost to intermediaries and ensuring institutional-grade safety through strict adherence to FAO-aligned AMR criteria. By internalizing production and logistics, the Company minimizes exposure to external supply shocks and the price volatility of the fragmented wholesale market. Ultimately, this end-to-end oversight transforms a traditional agricultural commodity into a high-value, branded consumer staple, ensuring the "Farm Fresh" promise is maintained from the farm gate to the retail shelf with predictable revenue outcomes.

2. BRAND-LED PRICE REALIZATION AND MARKET LEADERSHIP

As the market leader¹⁶ in Pakistan's branded and enriched egg segment, Wahdat leverages the nationally recognized "Farm Fresh Eggs" brand to command significant pricing premiums over unbranded alternatives. This brand-driven price realization enhances revenue stability by decoupling the Company's margins from the high volatility of the informal commodity market. This competitive positioning is sustained by several key pillars:

- Premium Product Differentiation: High market penetration is achieved through diverse, functional product lines that emphasize antibiotic-free, vegetarian-fed, and enriched nutritional profiles.
- Institutional and Retail Dominance: Long-standing relationships (18 years since inception) with national retail chains ensure optimal shelf positioning within modern trade outlets, reinforcing consumer trust and

¹⁶ <https://afterburnerconsultants.com/eggs-industry-in-pakistan/>

brand visibility.

- Standardized Reliability: Consistent adherence to rigorous hygiene and grading standards ensures a predictable, high-quality consumer experience that justifies a premium price point.

3. PRODUCT MIX AND VALUE-ADDED DIFFERENTIATION

The Company's diversified product portfolio supports higher average selling prices through differentiated offerings, including Classic Eggs, Omega-3 Enriched Eggs, Golden (vitamin-enriched) Eggs, and Brown (vitamin-enriched) Eggs. Enriched and premium variants generate higher unit realizations and cater to growing consumer demand for nutrition, food safety, and traceability. A higher contribution from enriched and premium products strengthens margins, broadens the revenue base, and reinforces Wahdat's leadership in the packaged and enriched eggs category.

4. DISTRIBUTION REACH, FRESHNESS AND SERVICE RELIABILITY

The highly perishable nature of eggs makes logistical efficiency a critical driver of revenue sustainability and brand equity. By leveraging a proprietary, temperature-controlled distribution network, Wahdat ensures daily shelf replenishment and precise handling that significantly minimizes breakage and spoilage. This superior service reliability fosters deep retailer confidence, securing consistent repeat orders and prime shelf space. Ultimately, the Company's ability to guarantee peak freshness, from the farm gate to the final consumer, reinforces its market position and directly aligns with the foundational brand promise of "Farm Fresh Eggs."

5. EXPORT AND INSTITUTIONAL SALES PLATFORM

Wahdat's designation as the prominent egg supplier to McDonald's Pakistan and its prestigious inclusion on the McDonald's Global Vendor List serve as powerful endorsements of its operational excellence. These credentials provide a stable foundation for domestic institutional revenue while facilitating high-standard export sales to McDonald's Qatar.

Total Sales Breakup						
Particular	Value PKR	% of Sales Value	Value PKR	% of Sales Value	Value PKR	% of Sales Value
	FY23	FY23	FY24	FY24	FY25	FY25
Local	1,924,293,087	96%	2,352,875,607	94%	2,336,399,464	84%
Exports	82,804,580	4%	162,644,310	6%	454,980,179	16%
Total Sales	2,007,097,667	100%	2,515,519,917	100%	2,791,379,643	100%

Beyond the QSR segment, the Company has successfully penetrated the premium hospitality and retail sectors in the UAE. Wahdat currently supplies five-star international hotel chains, including InterContinental and Rotana, along with elite dining groups such as Jamie Oliver-branded restaurants and Chai & Co. Furthermore, the Company exports its premium Omega-3 enriched eggs to Nesto Hypermarket, a leading retail chain in the region. Marketed internationally under the name of "Wahda Eggs" brand in UAE, these export operations provide high-margin revenue streams, enhanced price realization, and strategic geographic diversification.

6. FLOCK SIZE, PLACEMENT CYCLES AND PRODUCTION CAPACITY

Revenue scale is directly anchored in the effective management of the Company's laying flock and biological productivity. Wahdat operates four fully automated layer houses with an aggregate installed capacity of approximately 430,000 birds, achieving a peak production capability of 400,000 eggs per day. High-capacity utilization ensures predictable volumes and a reliable supply chain for premium retail and institutional partners.\

To maintain consistent output and maximize asset turnover, the Company employs a rigorous flock management strategy:

- **Biological Excellence:** Due to the implementation of global best practices in biosecurity and precision nutrition, Wahdat achieves approx. 130 weeks of flock life significantly higher than the industry average of 102 weeks as per the breed manual¹⁷, enhancing the long-term yield per bird.
- **Precision Placement:** Strategic scheduling of ready-to-lay flocks ensures no gaps in production cycles.
- **Lifecycle Optimization:** Efficient removal of end-of-cycle, low-productivity birds maintain peak biological efficiency.
- **Balanced Age Profiles:** Meticulous flock rotation ensures a steady daily output, insulating the Company from the production "dips" common in less integrated operations.
- **Disposal of birds:** At the end of lifecycle Wahdat disposes off the birds, the birds are sold to dealers as per prevailing market price. Ultimately, it is sold as tough chicken meat and mostly consumed in KPK and hilly areas.

7. BIOLOGICAL AND PRODUCTION EFFICIENCY

Revenue performance is fundamentally driven by biological efficiency, primarily measured through the feed-to-egg conversion ratio and overall laying performance. Wahdat targets efficiency levels that significantly exceed industry benchmarks, positioning the Company among the highest-performing layer operators. Given the scale of daily production, even marginal improvements in these biological metrics translate into substantial and compounding revenue gains.

These superior results are underpinned by the Company’s integrated approach to input quality and flock welfare. By manufacturing its own precision-tailored feed, Wahdat ensures optimal nutrient absorption and bird health, which directly enhances output consistency and shell quality. Furthermore, the implementation of global best practices in preventative healthcare and stringent biosecurity has resulted in a flock life of approx. 130 weeks that is notably higher than the industry average of 102 weeks as per the breed manual¹⁸, allowing for a greater cumulative egg yield per bird. This rigid adherence to automated climate-controlled environments and systemic risk mitigation minimizes mortality rates and protects the flock from external biological threats, ensuring a stable and predictable revenue stream.

3.22. COST DRIVERS

Expenses (In PKR mn)	FY21		FY22		FY23		FY24		FY25	
	Amount	Expense (%)	Amount	Expense (%)	Amount	Expense (%)	Amount	Expense (%)	Amount	Expense (%)
COGS	944	79%	1,295	81%	1,649	80%	1,927	78%	2,112	81%
Admin & General	55	5%	61	4%	74	4%	83	3%	87	3%
Selling & Distribution	148	12%	187	12%	238	11%	276	11%	281	11%
Finance Cost	40	3%	58	4%	110	5%	177	7%	131	5%
Total	1,187	100%	1,601	100%	2,071	100%	2,463	100%	2,612	100%

Source: Audited Financial Statements

The cost associated with Wahdat Quality Assured Procurement Model is slightly higher than inhouse production. The pricing mechanism used by the Company for purchasing eggs from Wahdat Quality Assured Procurement Model farmers is through rates published on www.agbro.com

¹⁷ <https://lohmman-breeders.com/outstanding-performances-lohmann-layers-above-the-standards/#:~:text=Production%20Cycle%20of%20up%20to%20102%20weeks%20of%20age&text=64%20to%20343%20eggs.,quality%20and%20amount%20every%20day>

¹⁸ <https://lohmman-breeders.com/outstanding-performances-lohmann-layers-above-the-standards/#:~:text=Production%20Cycle%20of%20up%20to%20102%20weeks%20of%20age&text=64%20to%20343%20eggs.,quality%20and%20amount%20every%20day>

EXPLANATION OF KEY COST DRIVERS HEAD WISE

Wahdat's cost structure is driven by a small number of high-impact cost categories that directly affect production efficiency, cost-per-case, and overall profitability.

The key cost drivers and their approximate contribution to total costs, based on the Company's operational pattern, are summarized below:

Cost of Goods Sold

Particular	Cost of Sales									
	FY21		FY22		FY23		FY24		FY25	
	Amount (PKR)	Expense (%)	Amount (PKR)	Expense (%)	Amount (PKR)	Expense (%)	Amount (PKR)	Expense (%)	Amount (PKR)	Expense (%)
Raw Material Consumed	648,171,371	69%	854,366,430	66%	1,212,467,841	74%	1,284,401,022	67%	1,338,869,064	63%
Other Overhead Costs	100,126,882	11%	122,860,521	9%	169,101,451	10%	237,591,410	12%	297,901,890	14%
Outsourced Eggs	78,012,560	8%	157,826,998	12%	71,865,052	4%	220,419,576	11%	259,098,439	12%
Packing	87,999,367	9%	115,930,097	9%	138,859,940	8%	121,085,667	6%	145,183,530	7%
Salaries & wages	29,411,894	3%	44,250,593	3%	56,784,649	3%	63,286,056	3%	71,382,850	3%
Total	943,722,074	100%	1,295,234,639	100%	1,649,078,933	100%	1,926,783,731	100%	2,112,435,773	100%

Source: Audited Financial Statements

Cost of Goods Sold has remained at approximately 78-81% of the total cost drivers over the past five years FY21 to FY25. The majority the expenses under cost of sales comprise of Raw Material Consumed, Packing, Outsourced Eggs, Salaries & Wages. These four expenses represent around 89-91% of the cost of sales expenses over the five-year period FY21 to FY25.

1. RAW MATERIAL CONSUMED

Raw material consumption, primarily feed, is the Company's dominant expenditure, accounting for 63% to 74% of total cost of sales. Wahdat manages this through a strategic procurement framework designed to optimize the Feed Conversion Ratio (FCR) and stabilize margins.

Strategic Seasonal Procurement

A core component of this strategy is the seasonal procurement of approximately 5,000 tons of maize directly from farms and mandis. By purchasing and storing the entire seasonal requirement during the harvest, the Company secures a year-round supply of high-quality energy inputs while hedging against off-season price spikes.

Direct Sourcing and Quality Assurance

Soybean and protein sources are procured directly from vetted vendors, while all micro-nutrients, vitamins, and premixes are sourced from Tier-1 international and local suppliers. Every batch of raw material undergoes rigorous internal testing to ensure it meets the exact nutritional specifications required for the "Packaged and Enriched" portfolio.

Margin Resilience through Efficiency

This integration of bulk seasonal storage, direct sourcing, and precision formulation allows Wahdat to produce high-grade feed at a significantly lower cost than market rates. This dual advantage drives both margin resilience and the superior biological productivity of the flock.

2. PACKING MATERIAL

The Company's in-house pulp packaging facility produces high-quality egg trays and boxes that have become an integral part of the Farm Fresh Eggs brand identity. In addition to reinforcing product differentiation and premium positioning, in-house production enables meaningful cost efficiencies through the use of recycled and biodegradable

raw materials, reducing packaging costs while supporting sustainability objectives.

Packing is around 7% - 9% of the sales cost. This is a major cost due to the company's branded and enriched product positioning. This includes:

- Pulp Trays
- Branded Cartons
- Labels and Shrinking Wrapping

Packaging material cost being essential for branding and premium pricing, the company's in-house pulp packing factory allows for cost control, reduced procurement dependency, and stabilizes long-term packing costs.

3. EGGS PROCURED FROM WAHDAT QUALITY ASSURED PROCUREMENT MODEL

The cost of eggs procured from Wahdat Quality Assured Procurement Model represents approximately 8%–12% of the Company's total Cost of Sales. This relates to eggs sourced from third-party poultry farms that are quality assured and approved by the Company to operate in accordance with Wahdat's prescribed quality, production, biosecurity, and feed standards.

Wahdat Quality Assured Procurement Model allows the Company to supplement internal production capacity in a controlled manner, without direct capital investment, while maintaining oversight of quality parameters and supply consistency.

These are organized farms and operate with high standards of farming in view of Wahdat. Company refers these farms as Wahdat Quality Assured Procurement Model approved by Wahdat after consideration and assessment of the quality and practices. The main parameters include, type of farm (automated/manual), operating practices, bio security measures, health status of the flock and managements willingness to adhere to the Wahdat's standards.

While the Company operates a vertically integrated layer poultry model, outsourcing of eggs is undertaken on a limited basis to manage short-term demand fluctuations, ensure continuity of supply, and optimize capacity utilization. Such sourcing is conducted under strict quality control and biosecurity protocols to maintain consistency with the Company's product standards.

4. SALARIES & WAGES

Salaries & Wages consists of Labor cost, which is around 3% of the total of cost of sale expense. The labor drives farm operations, egg collection, grading, and distribution support. This head includes the Salaries, wages & other benefits of the following staff:

- Farm management and shed workers
- Biosecurity and hygiene staff
- Supervisory and quality control teams

Labor Efficiency directly influences production throughput and operational reliability. Training, automation and SOP driven processes reduce long-term labor dependency

5. OTHER OVERHEAD COSTS

Expenses shown as "Other Overhead Costs" are around 10% - 14% of the cost of sales expense. This includes several expenses that are less than 3% of the total amount of cost of sales, these include:

Electricity and other utilities, Fuel – generator, Petrol, oil and lubricants

- Medicines
- Carriage, freight and toll taxes
- Travelling and Conveyance
- Repair and Maintenance

- Telephone and postage
- Printing and Stationery
- Subscription fees
- Mess & Uniform
- Office Entertainment
- Depreciation on Fixed Assets
- Amortization of Intangibles
- Miscellaneous

Electricity, fuel, and other utility expenses, including grid electricity, generator fuel, petrol, oils, and lubricants, account for approximately 3%–4% of the Company's Cost of Sales over the last five years.

Over 70% of the Company's power requirements are solarized, providing a structural cost advantage through reduced reliance on grid electricity and diesel generators and improved long-term cost stability.

Location	Installed Solar Capacity
W1	315 KW
W2	370 KW
Pulp plant	83 KW
Total	758 KW

Medicines, vaccines, and biosecurity expenses represent approximately 1% of Cost of Sales and relate to flock health management and disease prevention. Despite their relatively small cost share, these expenditures have a material impact on mortality rates, production efficiency, and loss prevention

ADMINISTRATIVE & GENERAL EXPENSES

Administrative & General Expenses are around 3% - 5% of the Total Cost and expenses under this head consist of corporate office operations, compliances, audits, legal expenses, and director remuneration.

Particular	Administrative & General Expenses									
	FY21		FY22		FY23		FY24		FY25	
	Amount (PKR)	Expense (%)	Amount (PKR)	Expense (%)	Amount (PKR)	Expense (%)	Amount (PKR)	Expense (%)	Amount (PKR)	Expense (%)
Salaries, Wages & Other Benefits	37,997,806	69%	41,385,924	68%	42,635,443	58%	48,102,061	58%	49,011,548	56%
Petrol, Oil & lubricants	372,044	1%	3,018,396	5%	5,115,802	7%	5,702,548	7%	6,914,354	8%
Travelling and Conveyance	2,025,829	4%	2,036,169	3%	6,129,065	8%	5,111,159	6%	5,860,762	7%
Others A&G	14,858,784	27%	14,238,381	23%	19,918,464	27%	24,349,713	29%	25,279,569	29%
Total	55,254,463	100%	60,678,870	100%	73,798,774	100%	83,265,481	100%	87,066,233	100%

Source: Audited Financial Statements

Salaries, wages, and other employee benefits constitute approximately 60% of Administrative & General (A&G) expenses and primarily include compensation for corporate staff, office personnel, and director remuneration. This cost component has declined as a proportion of A&G expenses over the last five years, from approximately 69% to 56%, reflecting improved cost discipline and scale efficiencies.

Petrol, oil and lubricants, and travelling and conveyance expenses each account for approximately 8% of total A&G expenses. Fuel-related costs relate to the operation of company vehicles, generators, and equipment and are influenced by market fuel prices and usage levels. Travelling and conveyance expenses cover business-related employee travel and transportation associated with administrative and operational oversight.

Other A&G expenses, representing approximately 27%–29% of total A&G expenses, include repair and maintenance, legal and professional fees, statutory audit costs, office utilities, and insurance. These costs support day-to-day corporate operations, regulatory compliance, and asset protection.

SELLING AND DISTRIBUTION EXPENSES

This category encompasses all costs associated with delivering branded eggs to the market.

These costs are essential for maintaining Wahdat’s nationwide branded presence. Distribution performance influences retail visibility, customer retention, and the ability to command premium pricing in modern trade and institutional channels.

Selling and Distribution Expenses (S&D)										
Particular	FY21		FY22		FY23		FY24		FY25	
	Amount (PKR)	Expense (%)	Amount (PKR)	Expense (%)	Amount (PKR)	Expense (%)	Amount (PKR)	Expense (%)	Amount (PKR)	Expense (%)
Salaries, Wages & Other Benefits	43,475,408	29%	65,657,125	35%	74,491,007	31%	79,438,332	29%	89,761,171	32%
Scrape and wastage	34,685,461	23%	16,866,779	9%	23,494,516	10%	40,192,068	15%	41,345,579	15%
Carriage, Freight & Toll Taxes	19,713,231	13%	34,347,832	18%	55,484,484	23%	46,771,735	17%	42,542,233	15%
Advertisement and Promotion	17,510,878	12%	21,687,890	12%	26,188,028	11%	28,457,960	10%	34,782,676	12%
Petrol, oil, and lubricants	9,040,393	6%	10,255,212	5%	16,344,729	7%	26,596,368	10%	22,844,618	8%
Dealers' commission and margin	5,140,275	3%	12,244,155	7%	10,836,492	5%	11,938,066	4%	9,004,551	3%
Others	18,840,367	13%	26,029,011	14%	31,646,071	13%	42,481,254	15%	41,105,597	15%
Total	148,406,013	100%	187,088,004	100%	238,485,327	100%	275,875,783	100%	281,386,425	100%

Source: Audited Financial Statements

Salaries, wages, and other benefits account for approximately 30%–35% of total Selling & Distribution (S&D) expenses and primarily include compensation and performance-based incentives for sales and distribution staff.

Scrap and wastage represent the cost of egg breakage and losses during the distribution process. This expense peaked at approximately 23% in FY21, declined to 9%–10% in FY22–FY23, and subsequently stabilized at approximately 15% in FY24 and FY25, reflecting improved handling and distribution controls.

Carriage, freight, and toll taxes comprise approximately 15%–23% of S&D expenses and include transportation costs incurred in moving products from farms and production facilities to distributors, wholesalers, and retail outlets, as well as applicable highway toll charges.

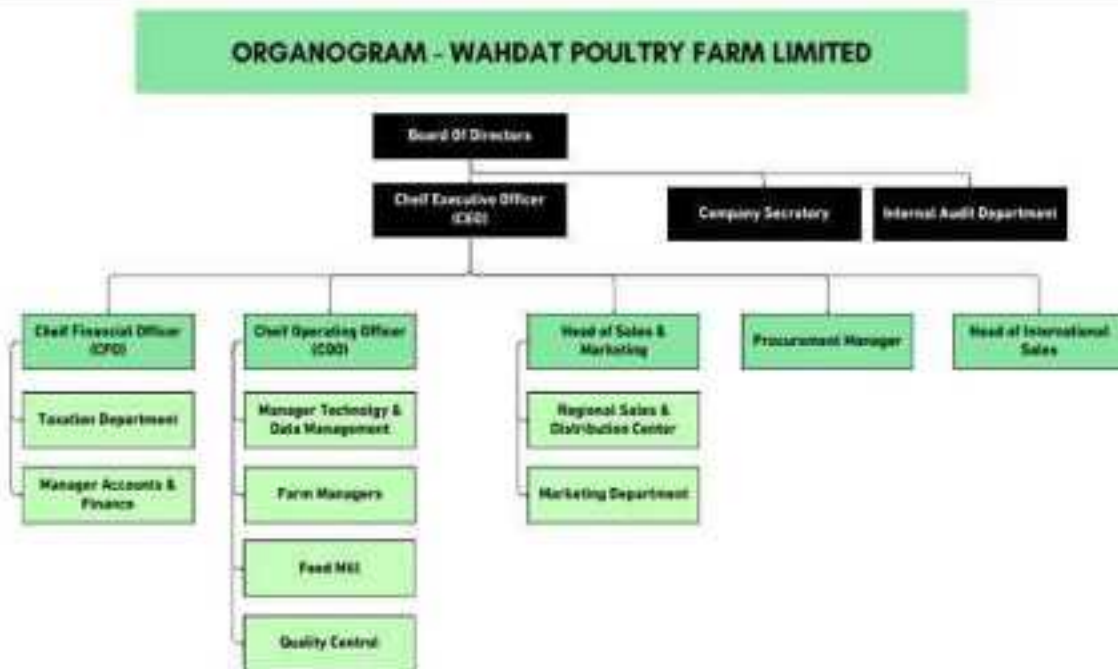
Advertisement and promotion expenses account for approximately 12% of S&D expenses and include marketing campaigns, in-store activations, discounts, and other customer engagement initiatives aimed at supporting sales volumes and brand visibility.

Petrol, oil, and lubricants represent approximately 7%–10% of S&D expenses and relate to fuel and consumables for company-owned vehicles and logistics operations.

Dealers’ commissions and trade margins account for approximately 3%–7% of S&D expenses and comprise incentives and discounts provided to retailers and distributors to support product placement and market coverage.

Other Selling & Distribution expenses include ancillary costs associated with distribution support and market execution. Collectively, Selling & Distribution expenses support nationwide product reach, distribution efficiency, and sustained presence in the branded eggs segment.

3.23. COMPANY ORGANOGRAM



3.24. MAJOR EVENTS IN THE HISTORY OF THE ISSUER

As disclosed in Section 3.1, Wahdat was incorporated in November 21, 2007 as an Association of Persons (AOP) and was registered as a private limited Company on February 07, 2019. Further on it was converted into a Public Limited Company on December 11, 2025. Major milestones and key events have shaped Wahdat’s identity today as one of the leading integrated layer poultry businesses in Pakistan.

Key Milestones of Wahdat		
Year	Milestone	Brief Details
2007	Inception	- Started the business as an AOP as Wahdat Poultry Farm.
2008	Deployment of first shed	- Completed shed construction and deployment of two sheds in Wahdat 1 with a capacity of 200,000-layer chickens - Started commercial production - Sale of first pack of branded eggs
2008	Downstream Integration, Certification	- Opening of distribution centers in Islamabad, Lahore and Karachi - ISO, HACCP, Halal Certification
2010	Upstream Integration	- Commissioning of feed mill
2011	Enriched eggs	- Successfully launch of Launched Omega-3 enriched eggs

2013	Certification	- Certified by McDonalds as prominent supplier in Pakistan. (McDonalds QMs Certificate is Disclosed in Section 3.17.2)
2016	Network expansion	- Achieved benchmark of 500 retail outlets
2019	Incorporation of Private Limited Company	- Incorporation of Company as Private Limited Company with the name of Wahdat Poultry Farm Private Limited
2020	On boarding Karandaaz and Exports Achievement Deployment of new sheds Network expansion	- Onboarding of Karandaaz Pakistan, with equity injection of PKR 500 million - First export to McDonalds Qatar - Addition of two additional sheds - Total capacity increased to 430K layer chickens - Activated Tier-2 cities
2021	Sales achievement	- Sales crossed Rs. 1 billion in FY21
2022	Network expansion	- Number of retail outlets crossed 1100
2023	Sales and Export achievements	- Sales crossed Rs. 2 billion in FY23 - First export of Omega-3 enriched eggs
2024	Sales achievement, Exports achievement and Downstream Integration	- Sales Crossed Rs. 2.5 billion in FY24 - Exports Crossed Rs. 100 million in FY24 - Commissioning of Packaging Plant (Pulp Factory) - Number of retail outlets crossed 1500
2025	Exports Achievement	- Exports crossed Rs. 450 million in FY25
2025	Public Company	- Conversion of Company into Public Limited Company with the name of Wahdat Poultry Farm Limited

Source: Company Management

3.25. INFRASTRUCTURE OVERVIEW

REARING AND MANUFACTURING PROCESS

Wahdat operates a fully integrated, biologically driven production system designed to maximize flock health and output consistency. The cycle begins with the procurement of high-quality day-old chicks from internally approved hatcheries, which are reared in controlled-environment facilities through structured nutrition and vaccination protocols.

At approximately 18 weeks, pullets transition to fully automated layer houses that utilize state-of-the-art technology to ensure optimal biological performance and labor efficiency. These facilities feature:

- Automated Climate Control: Maintaining precise temperature and ventilation to mitigate environmental stress.
- Precision Feeding & Watering: Automated delivery systems ensure consistent nutrient and hydration intake across the entire flock.

- Automated Manure Disposal: Continuous removal systems maintain high hygiene standards and air quality.
- Egg Conveyor System: Automated belts collect eggs multiple times daily, minimizing human contact, contamination, and breakage.



By adhering to these strict automated protocols, Wahdat achieves peak lay rates of 80%–95% and an industry-leading flock life of up to 130 weeks. The average number of eggs produced per hen during the lifetime of a bird can be around 600-700. This translated into around 170,000 to 190,000 cartons of eggs per flock during the life time (each carton contains 360 eggs).

When productivity falls below 70% and age above 130 weeks, the company make a decision to dispose the birds, the birds are sold to dealers as per prevailing market price. Ultimately, it is sold as tough chicken meat and mostly consumed in KPK and hilly areas.

FEED PRODUCTION PROCESS



As feed represents the Company's largest cost component, Wahdat utilizes an in-house formulation system to mitigate market volatility and ensure nutritional sovereignty. The production philosophy focuses on a nutritionally optimized, antibiotic-free, and 100% vegetarian regime. The company currently produces 40 tons of feeds per day on average.

Sourcing & Storage: Maize and soybean are procured directly from farms and vetted vendors, with 5,000 tons of maize stored seasonally to hedge against price spikes.

Expert Formulation: Renowned nutritionists develop stage-specific formulations, which are central to the Company's enriched egg portfolio (Omega-3 and Golden Eggs).

Automated Processing: Ingredients are ground and uniformly mixed into mash form, with finished batches sampled for quality before transfer to climate-controlled silos.

Direct Supply: Feed is moved directly to the Company's layer farms, eliminating third-party contamination risks and ensuring an uninterrupted supply.

This in-house capability provides a significant competitive advantage, ensuring consistent flock performance and full control over the Halal-compliant brand promise.

SOLAR UNIT

Over 70% of the Company’s power requirements are solarized, providing a structural cost advantage through reduced reliance on grid electricity and diesel generators and improved long-term cost stability.

Location	Installed Solar Capacity
W1	315 KW
W2	370 KW
Pulp plant	83 KW
Total	758 KW

PULP PACKAGING PRODUCTION UNIT

To support cost efficiency and supply chain sovereignty, Wahdat operates a dedicated in-house pulp packaging plant. This unit transforms recycled materials into high-quality egg trays and branded retail boxes. By internalizing packaging production, the Company eliminates dependency on third-party suppliers, reduces logistical overheads, and ensures that packaging quality aligns with the premium positioning of the “Farm Fresh Eggs” brand. It is located in close vicinity of Wahdat Unit 1 located at Chak 24-S Sargodha.



DISTRIBUTION PROCESS

The Company’s "Farm-to-Market" logistics ensure peak freshness and revenue sustainability. Daily collection at the Sargodha farms enables same-day dispatch, with eggs sorted and graded at the source. Products are transported via a proprietary, temperature-controlled fleet to regional distribution centers in Islamabad, Lahore, and Karachi, while the Sargodha facility directly serves Faisalabad and surrounding regions. Utilizing a strict FIFO (First-In, First-Out) inventory system, Wahdat ensures nationwide availability across modern trade, wholesale, and premium institutional channels.

OVERVIEW OF PRODUCTION FACILITIES

Supplier Name	Ownership	Origin	Asset	Function/ Nature/Purpose/ Description	Land Area	Location
Big Dutchmen	Wahdat Poultry Farm Limited	Germany	Big Dutchmen Housing System	2 Fully Automated Layer Eggs Production Houses Capacity: 100,000 birds per house. Features Smart-Farm Integration including automated climate and light control, precision feed and water supply, and synchronized egg conveyors. Designed for the highest level of biosecurity and hygiene, the system meets all biological needs of the flock without human intervention. Includes automated manure disposal, real-time computer record-keeping with failure warnings, and full operational redundancy via on-site silos and standby generators. Life of plant is 30 Years +, plants were newly acquired, company has an inhouse facility of for repair and maintenance.		


Paster Engineers	Wahdat Poultry Farm Limited	Pakistan	Feed Mill	Semi-Automated Poultry Feed Manufacturing Facility with a production capacity of 80,000 kg per day, comprising raw material intake and storage silos, automated batching and weighing system, grinding (hammer mill), mixing system, crumbling system (where applicable), finished feed storage bins, and automated bagging and dispatch system. The facility includes quality control laboratory, dust control system, power backup generators, material handling equipment, and internal logistics for efficient and consistent production of nutritionally balanced poultry feed for layer operations.	50 Kanal and 08 Marla	Chak 24, Sargodha
Local Landowner	Wahdat Poultry Farm Limited	Pakistan	Land - W1	Primary Production Facility Land Parcel: Strategically located with no hygienic farms within 1.5Kms and developed land designated for the construction and operation of automated layer hen housing systems (sheds) and associated egg production infrastructure, forming a core asset of the company's vertically integrated farming operations.		
Beston Group	Wahdat Poultry Farm Limited	China	Pulp Box Manufacturing Machine	Fully Automated Pulp Packaging Production Line: Rotary Molding Machine with ancillary equipment, hot press, pulper, and pulp pools. The system is designed for the efficient, high-volume production of molded pulp egg trays and boxes from recycled paper/Boxes, providing a sustainable and protective packaging solution for finished eggs prior to dispatch. (Production 25000 P/Day	15 Kanal 05 Marla	Chak 24, Sargodha
Tecno	Wahdat Poultry Farm Limited	Italy	Tecno Housing System	2 Fully Automated Layer Eggs Production Houses Capacity: 115,000 birds per house. Features Smart-Farm Integration including automated climate and light control, precision feed and water supply, and synchronized egg conveyors. Designed for the highest level of biosecurity and hygiene, the system meets all biological needs of the flock without human intervention. Includes automated manure disposal, real-time computer record-keeping with failure warnings, and full operational	28 Kanal and 05 Marla	Chak 75, Sargodha
				redundancy via on-site silos and standby generators.		
Landowner / Seller	Wahdat Poultry Farm Limited	Pakistan	Land - W2	Primary Production Facility Land Parcel: Strategically acquired and developed land designated for the construction and operation of automated layer hen housing systems (sheds) and associated egg production infrastructure, forming a core asset of the company's vertically integrated farming operations.		
Multiple	PLEASE REFER TO SECTION 3.15. MATERIAL PROPERTY	Pakistan	Multiple Commercial Vehicles	Logistics and Distribution Fleet: A dedicated fleet of commercial vehicles, including trucks and vans, specifically configured and utilized for the reliable, temperature-controlled, and timely delivery of packaged eggs from the production facilities to distribution centers, wholesalers, and key retail clients across the company's market network. (eggs are on shelf in two days)		All over Pakistan *

Third-Party Landlords	Rental	Pakistan	Distribution Center - Karachi	Strategic Distribution Hubs: A network of warehouse facilities strategically located near key urban markets. These facilities serve as critical sales and distribution hubs, providing secure, temperature-controlled storage for packaged eggs prior to final-mile delivery. They enable efficient order consolidation, inventory management, and timely dispatch to wholesalers, modern retail chains (e.g., Metro, Carrefour), and institutional clients, ensuring product freshness and optimizing the company's nationwide supply chain.	15 Marla	Plot # B-41, Sector 6 F Mehran Town Korangi Karachi
Third-Party Landlords	Rental	Pakistan	Distribution Center - Lahore	Strategic Distribution Hubs: A network of warehouse facilities strategically located near key urban markets. These facilities serve as critical sales and distribution hubs, providing secure, temperature-controlled storage for packaged eggs prior to final-mile delivery. They enable efficient order consolidation, inventory management, and timely dispatch to wholesalers, modern retail chains (e.g., Metro, Carrefour), and institutional clients, ensuring product freshness and optimizing the company's nationwide supply chain.	1 Kanal	602-F2 Johar Town Lahore
Third-Party Landlords	Rental	Pakistan	Distribution Center - Islamabad	Strategic Distribution Hubs: A network of warehouse facilities strategically located near key urban markets. These facilities serve as critical sales and distribution hubs, providing secure, temperature-controlled storage for packaged eggs prior to final-mile delivery. They enable efficient order consolidation, inventory management, and timely dispatch to wholesalers, modern retail chains (e.g., Metro, Carrefour), and institutional clients, ensuring product freshness and optimizing the company's nationwide supply chain. Each of the three distribution centers (Islamabad, Lahore and Karachi) have the capacity to manage sales of around 600 to 900 cartons of eggs daily.	1 Kanal 07 Marla	Bani Stop Mera Sumble Akku Golra Islamabad

Source: Company Management

* Vehicle Details mentioned under Section 3.15 Material Property

INFRASTRUCTURE PROCESS FLOW



3.26. PRODUCTION CAPACITIES

Supplier Name	Asset	Capacity	Capacity Utilization
Big Dutchmen	Big Dutchmen Housing System	100,000 Birds	100%
Big Dutchmen	Big Dutchmen Housing System	100,000 Birds	100%
Tecno	Tecno Housing System	115,000 Birds	100%
Tecno	Tecno Housing System	115,000 Birds	100%
Local Supplier	Feed Mill	80,000 kg per day	50%
Beston Group	Pulp Box Manufacturing Machine	25000 boxes/Day	38%

Source: Company Management

3.27. SOFTWARE & TECHNOLOGY INFRASTRUCTURE



Wahdat utilizes Odoo Enterprise as its operational backbone, integrating biological data with financial ledgers. Beyond core accounting, the system leverages specialized modules to drive vertical integration and data-driven decision-making. The modules are as follows:

MANUFACTURING & PRODUCTION

The manufacturing module manages the complex cycles of feed, pulp packaging, and egg processing. It utilizes Multi-Level Bills of Materials (BOM) to automatically deduct raw materials upon production and synchronizes Work Center Scheduling across the mill and layer houses to monitor equipment effectiveness. This ensures full "farm-to-shelf" traceability, linking every egg batch to specific raw material lots for safety and quality audits.

FLOCK MANAGEMENT

Tailored to poultry biology, this module tracks Biological KPIs (mortality, feed consumption, and lay rates) against growth curves to flag productivity deviations. It enables Automated Flock Costing by allocating feed, medicine, and labor to specific batches, allowing for precise cost-per-egg calculations over a 130-week lifecycle and optimizing flock replacement cycles.

INVENTORY & WAREHOUSE MANAGEMENT

The system monitors a nationwide network, including the Sargodha farm and distribution hubs in Islamabad, Lahore, and Karachi. It enforces FIFO (First-In, First-Out) and expiry alerts for medicines and perishables to ensure freshness. Automated Reordering Rules trigger RFQs for maize and soybean when stocks hit minimum thresholds, mitigating supply chain risks.

SALES & DISTRIBUTION

The sales module automates workflows, managing inventory reservations and quality documentation for premium clients like McDonald's. It optimizes Route-Based Logistics for the proprietary fleet and ensures every transaction is instantly reflected in the financial ledgers for real-time revenue reporting.



NEXT-GENERATION SALES MANAGEMENT APPLICATION

The Company is currently deploying a state-of-the-art Sales Force Automation application. This upgrade will introduce modern functionalities, including:

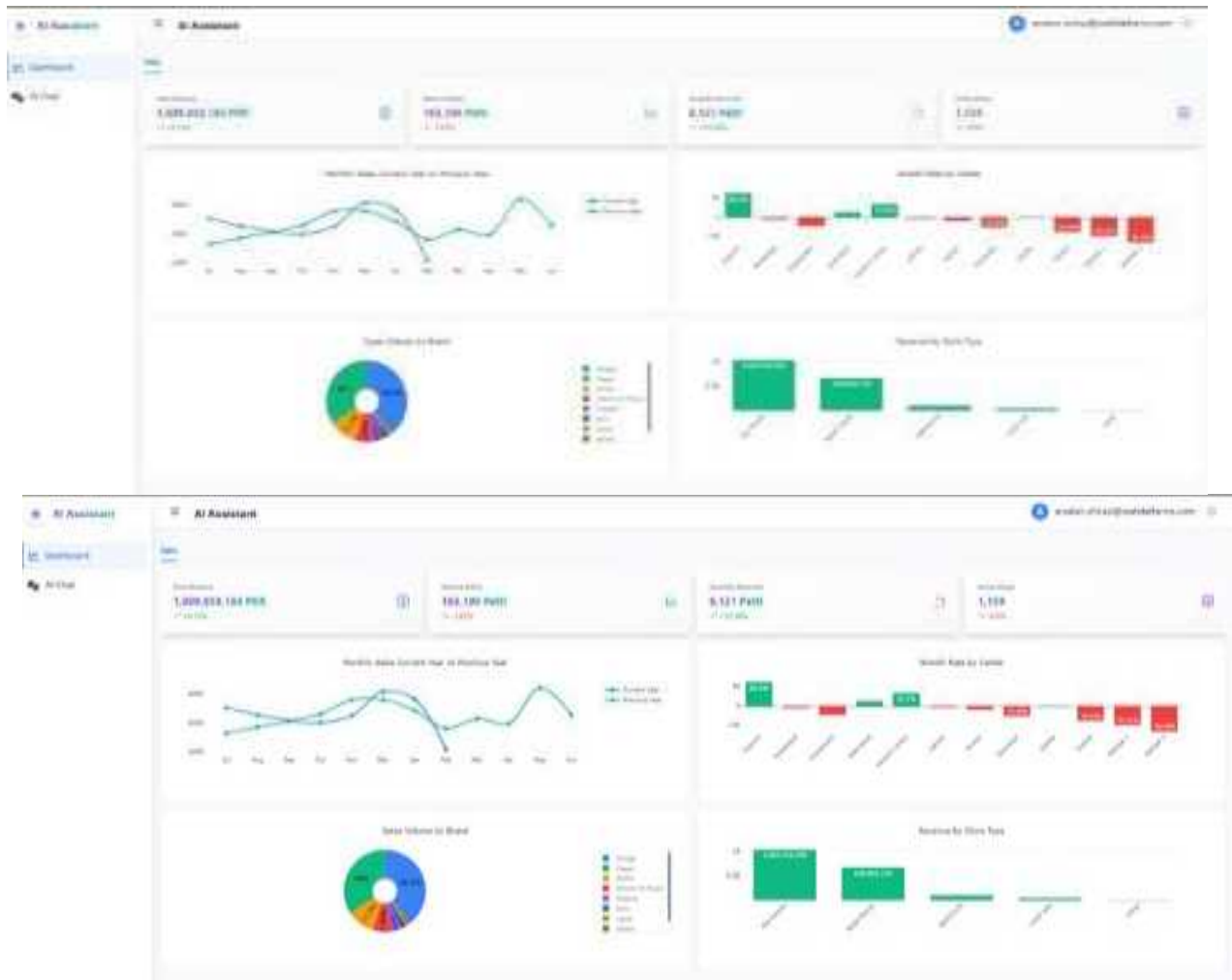
- Route Planning & Geo-tagging: Optimizing delivery paths and verifying field activities.
- Real-Time Invoice Generation: Enhancing on-site transaction speed and accuracy.
- Receivables Control: Strengthening financial oversight and collection cycles.

POWER BI REPORTING DASHBOARD

Wahdat leverages **Microsoft Power BI** as a sophisticated business intelligence layer, seamlessly integrated with its **Odoo Enterprise ERP** ecosystem. This integration synthesizes high-velocity data across Sales, Inventory, Flock Management, Manufacturing, and Accounting into a centralized command center. By transforming complex operational datasets into interactive, executive-level visualizations, the platform empowers management and the Board with the granular oversight necessary for agile, data-driven strategic planning.



FINANCIAL AI ASSISTANT (INTEGRATED WITH ODOO)



Wahdat is architecting a Proprietary Financial AI Assistant integrated with Odoo Enterprise to transform ERP data into real-time strategic intelligence for senior management. The system automates ratio analysis, margin tracking, and anomaly detection, enabling leadership to evaluate profitability instantly at the flock, branch, or SKU level.

By leveraging predictive analytics for scenario-based projections, this AI-driven tool enhances executive decision-making and strengthens internal controls. This innovation ensures the Company's financial oversight meets the rigorous transparency and governance standards required for the public market.

DIGITAL TRANSFORMATION: ONLINE ORDERING INTEGRATION AT WAHDAT

Wahdat has modernized its route-to-market strategy by launching a direct-to-consumer (DTC) e-commerce platform. By integrating a user-friendly online storefront, the Company enables customers to browse the full "Farm Fresh" product range, access real-time pricing, and execute purchases through a fully digital interface. This transition streamlines the traditional manual ordering process into a high-efficiency transaction model where orders are confirmed and scheduled for delivery in seconds. This digital shift not only enhances customer convenience but also allows Wahdat to capture valuable consumer data and improve brand loyalty through a more personalized, direct engagement.



3.28. END USERS OF THE PRODUCTS

Wahdat operates a nationwide distribution network, supplying premium retail outlets, institutional clients, and wholesalers through its strategically located distribution centers. The Company is a certified member of the McDonald’s Global Vendor list and maintains a significant export footprint across UAE and Qatar.

Customer Name		FY23		FY24		FY25	
		Value PKR	% of Sales Value	Value PKR	% of Sales Value	Value PKR	% of Sales Value
Imtiaz Super Market	Local Customer (not Household)	231,852,319	11.55%	320,770,422	12.75%	331,173,045	11.86%
Jalal Sons	Local Customer (not Household)	146,973,395	7.32%	177,789,313	7.07%	181,200,671	6.49%
Punjab Cash & Carry	Local Customer (not Household)	81,729,261	4.07%	118,062,489	4.69%	185,900,639	6.66%
Al Fatah	Local Customer (not Household)	119,327,499	5.95%	118,405,230	4.71%	122,273,156	4.38%
Metro Cash & Carry	Local Customer (not Household)	80,590,839	4.02%	110,545,992	4.39%	112,742,958	4.04%
D. Watson	Local Customer (not Household)	66,975,546	3.34%	79,857,982	3.17%	72,662,705	2.60%
Carrefour	Local Customer (not Household)	55,467,202	2.76%	64,410,386	2.56%	54,872,120	1.97%
CSD (Canteen Store Department)	Local Customer (not Household)	38,108,195	1.90%	48,598,214	1.93%	70,077,581	2.51%
Panda Mart Online	Local Customer (not Household)	22,963,443	1.14%	28,115,792	1.12%	64,578,178	2.31%
Monal /Asian Wok	Local Customer (not Household)	27,108,389	1.35%	37,294,705	1.48%	40,373,340	1.45%
Rainbow Store	Local Customer (not Household)	23,455,932	1.17%	35,822,427	1.42%	43,079,595	1.54%
Shaheen Chemist/Grocers	Local Customer (not Household)	25,027,181	1.25%	31,078,598	1.24%	31,344,505	1.12%
Assure International - Dubai	Export	-	0.00%	-	0.00%	78,583,677	2.82%
Green Valley	Local Customer (not Household)	26,108,166	1.30%	24,737,492	0.98%	19,537,868	0.70%
Tehzeeb Bakers	Local Customer (not Household)	-	0.00%	2,851,491	0.11%	67,495,299	2.42%
Mohebi Logistics (McDonalds -	Export	38,513,125	1.92%	10,051,200	0.40%	16,716,000	0.60%
McDonalds - Pakistan	Local Customer (not Household)	20,475,015	1.02%	13,667,435	0.54%	15,106,212	0.54%
Hatim Store	Local Customer (not Household)	14,378,275	0.72%	18,143,902	0.72%	12,645,355	0.45%

Spar Pakistan	Local Customer (not Household)	13,242,976	0.66%	11,041,812	0.44%	8,294,700	0.30%
Farm Fresh LLC	Export	10,129,916	0.50%	145,120,470	5.77%	225,452,723	8.08%
Aim	Export	-	0.00%	-	0.00%	78,583,677	2.82%
Al Mana Restaurant & Food Co/Mohebi Logistics WLL (Qatar)	Export	38,513,125	1.92%	10,051,200	0.40%	16,716,000	0.60%
Ektav Tavukculuk Yem Sanayi	Export	-	0.00%	-	0.00%	28,024,155	1.00%
Pedlar General Trading LLC	Export	-	0.00%	-	0.00%	26,965,645	0.97%
Iqon Food Industries LLC	Export	-	0.00%	-	0.00%	26,883,260	0.96%
Ahmad Farhan Fruits and Vegetables Trading Co LLC	Export	-	0.00%	-	0.00%	25,467,290	0.91%
Aws Distribution LLC	Export	19,369,464	0.97%	-	0.00%	-	0.00%
Abdulla Al Khattal & Zayed General	Export	10,571,150	0.53%	-	0.00%	8,723,400	0.31%
Harmony Nexus Ventures Food Stuff Trading LLC	Export	-	0.00%	-	0.00%	9,873,544	0.35%
Muzakkah General Trading Co. LLC	Export	-	0.00%	-	0.00%	8,290,485	0.30%
Mohebi Martin - Browser Logistics WLL LLC (Dubai)	Export	-	0.00%	7,472,640	0.30%	-	0.00%
Anchor Global Foodstuff Trading	Export	4,220,925	0.21%	-	0.00%	-	0.00%
Others	Local Customer (very low Portion of Household)	891,996,328	44.44%	1,101,630,724	43.79%	807,741,860	28.94%
Total Sales		2,007,097,667	100%	2,515,519,917	100%	2,791,379,643	100%

achievements are underpinned by rigid compliance with global food safety benchmarks, positioning Wahdat as a Tier-1 trusted supplier for international and domestic partners alike.

The core end-consumers are primarily upper-middle-class households who increasingly demand high-quality, traceable products they can trust. By consistently delivering on its brand promise of safety and nutritional enrichment, Wahdat has successfully cultivated deep brand equity. This consumer trust translates into high retention rates, with a growing demographic of health-conscious families viewing Wahdat as their preferred choice for premium poultry products. Based on the demographics of the consumers the company is coverage of the entire modern trade universe of major cities i.e. Karachi, Lahore and Islamabad. Following is a snapshot of the retail shop including modern trade outlets covered by the company.

Customer Name	FY23		FY24		FY25	
	Value PKR	% of Sales Value	Value PKR	% of Sales Value	Value PKR	% of Sales Value
Imtiaz Super Market	231,852,319	11.55%	320,770,422	12.75%	331,173,045	11.86%
Jalal Sons	146,973,395	7.32%	177,789,313	7.07%	181,200,671	6.49%
Punjab Cash & Carry	81,729,261	4.07%	118,062,489	4.69%	185,900,639	6.66%
Al Fatah	119,327,499	5.95%	118,405,230	4.71%	122,273,156	4.38%
Metro Cash & Carry	80,590,839	4.02%	110,545,992	4.39%	112,742,958	4.04%
D. Watson	66,975,546	3.34%	79,857,982	3.17%	72,662,705	2.60%
Carrefour	55,467,202	2.76%	64,410,386	2.56%	54,872,120	1.97%
CSD (Canteen Store Department)	38,108,195	1.90%	48,598,214	1.93%	70,077,581	2.51%
Panda Mart Online	22,963,443	1.14%	28,115,792	1.12%	64,578,178	2.31%
Monal /Asian Wok	27,108,389	1.35%	37,294,705	1.48%	40,373,340	1.45%
Rainbow Store	23,455,932	1.17%	35,822,427	1.42%	43,079,595	1.54%

Shaheen Chemist/Grocers	25,027,181	1.25%	31,078,598	1.24%	31,344,505	1.12%
Assure International - Dubai	-	0.00%	-	0.00%	78,583,677	2.82%
Green Valley	26,108,166	1.30%	24,737,492	0.98%	19,537,868	0.70%
Tehzeeb Bakers	-	0.00%	2,851,491	0.11%	67,495,299	2.42%
Mohebi Logistics (McDonalds - Middle East)	38,513,125	1.92%	10,051,200	0.40%	16,716,000	0.60%
McDonalds - Pakistan	20,475,015	1.02%	13,667,435	0.54%	15,106,212	0.54%
Hatim Store	14,378,275	0.72%	18,143,902	0.72%	12,645,355	0.45%
Spar Pakistan	13,242,976	0.66%	11,041,812	0.44%	8,294,700	0.30%
Farm Fresh LLC	10,129,916	0.50%	145,120,470	5.77%	225,452,723	8.08%
Aim	-	0.00%	-	0.00%	78,583,677	2.82%
Al Mana Restaurant & Food Co/Mohebi Logistics WLL (Qatar)	38,513,125	1.92%	10,051,200	0.40%	16,716,000	0.60%
Ektav Tavukculuk Yem Sanayi	-	0.00%	-	0.00%	28,024,155	1.00%
Pedlar General Trading LLC	-	0.00%	-	0.00%	26,965,645	0.97%
Iqon Food Industries LLC	-	0.00%	-	0.00%	26,883,260	0.96%
Ahmad Farhan Fruits and Vegetables Trading Co LLC	-	0.00%	-	0.00%	25,467,290	0.91%
Aws Distribution LLC	19,369,464	0.97%	-	0.00%	-	0.00%
Abdulla Al Khattal & Zayed General Trading	10,571,150	0.53%	-	0.00%	8,723,400	0.31%
Harmony Nexus Ventures Food Stuff Trading LLC	-	0.00%	-	0.00%	9,873,544	0.35%
Muzakkah General Trading Co. LLC	-	0.00%	-	0.00%	8,290,485	0.30%
Mohebi Martin - Browser Logistics WLL LLC (Dubai)	-	0.00%	7,472,640	0.30%	-	0.00%
Anchor Global Foodstuff Trading LLC(UAE)	4,220,925	0.21%	-	0.00%	-	0.00%
Others (Institutions and retail)	891,996,328	44.44%	1,101,630,724	43.79%	807,741,860	28.94%
Total Sales	2,007,097,667	100%	2,515,519,917	100%	2,791,379,643	100%

3.29. MARKETING ACTIVITIES

In its early years, the Company focused on introducing and establishing a product category that previously had little to no presence in the Pakistani market. At a time when eggs were largely sold loose through informal retail channels, Wahdat introduced packaged eggs and placed them on organized retail shelves, making branded eggs available to consumers for the first time.

A key element of this effort was ensuring that consumers could access hygienically produced and consistently graded eggs through nearby retail outlets. To achieve this, the Company developed an organized distribution system that enabled regular supply to retail stores while maintaining quality standards throughout transportation and handling. This approach allowed consumers to purchase packaged eggs conveniently from neighborhood stores rather than relying solely on traditional wholesale markets.

Awareness of the product category was gradually built through a combination of product innovation, consistent quality, and strategic distribution. As the product became more visible on retail shelves and more accessible to consumers, demand developed organically. Consumer awareness and trust were further strengthened through word-of-mouth at the grassroots level, as satisfied customers introduced the product to others within their communities. Through these efforts, the Company was able to establish early recognition for packaged eggs and contribute to the development of the branded eggs segment in Pakistan.

Find below the summary of the recent major marketing activities Wahdat has carried out since last few years:

1. RE-BRANDING OF ENTIRE PRODUCT RANGE:

- In 2021, the company under took a major rebranding of all its products
- Introduced pulp box packaging for sustainability (2024)



2. ACTIVE SOCIAL MEDIA PRESENCE ACROSS MULTIPLE PLATFORMS


Wahdat has aggressively scaled its digital footprint in the last few years achieving millions of views across multiple platforms. This was achieved through a strategic blend of educational content and data-driven paid media. By leveraging Meta’s advertising ecosystem, the Company focuses on category education, specifically the health benefits of enriched eggs, generating millions of impressions that secure high brand recall among health-conscious consumers.

The efficacy of this digital strategy is evidenced by recent performance metrics, with Facebook recording 2.9 million page views and Instagram reaching over 218,000 unique accounts within a 90-day window. Total impressions touched 25.2 million impressions.

Impressions T4	Reach T4
147,004	93,545
372,008	243,382
326,205	307,041
174,253	52,539
21,034	11,618
26,673	14,877
53,053	24,529
25,247,732	9,268,862



As an example, Instagram campaigns have generated significant reach and views with 218,704 accounts reached in the last 90 days 23 November 2025 to 23 February 2026, reflecting strong audience exposure and growth potential.



Following are visuals of a select group of artifacts, posts and video content generated on social media for the company.

3. SOCIAL MEDIA POSTS WITH ANALYTICS:

194K VIDEO VIEWS 92K VIDEO VIEWS



132K VIDEO VIEWS NUTRITIONIST SERIES



MOST VIEWED INSTAGRAM POSTS REFLECTING STRONG ENGAGEMENT AND AUDIENCE REACH IN LAST 90 DAYS.



THE HIGHEST PERFORMING FACEBOOK POST DEMONSTRATING EFFECTIVE CONTENT STRATEGY AND AUDIENCE CONNECTION.



BELOW THE LINE AND PROMOTIONAL ACTIVITIES UNDERTAKEN

Wahdat employs a multi-channel marketing strategy designed to drive consumer engagement and brand visibility through a mix of high-impact activations. These initiatives range from nationwide sampling campaigns and participation in food festivals to strategic collaborations with digital platforms like Startup Pakistan and high-reach TV morning shows. Extensive in-store branding, including premium shelf visibility and point-of-sale displays across 1,500 outlets, ensures maximum recall at the moment of purchase. A visual representation of these successful engagement campaigns and branding activities is provided in the photographs below.

ACTIVATIONS & EXHIBITIONS



INFORMATIONAL SESSIONS AT SCHOOLS



PRODUCT DISPLAYS IN STORE





PR ACTIVITY WITH CSD STORE MANAGEMENT PRODUCT INTEGRATION IN MORNING SHOW



PODCAST WITH STARTUP PAKISTAN EXHIBITION PARTICIPATION PR ACTIVITY WITH MCDONALD'S



PR ACTIVITIES WITH METRO STORE CONSUMER DEMAND AWARD



4. ONLINE ORDERING SERVICE:

www.farmfresheggs.pk online ordering website



5. FUTURE MARKETING DIRECTION

Building on its established brand equity, Wahdat is pivoting toward a technology-led commercial model to solidify its position as the clear leader in the packaged egg segment. As the industry's most active content creator, the Company plans to aggressively expand its media presence by increasing content volume and rolling out sophisticated campaigns in collaboration with a leading media agency. This digital push, anchored by a nutrition-focused media hub and a new subscription-based delivery service, will be mirrored on the ground through intensified Below-the-Line (BTL) activations. By executing nationwide co-branding initiatives with like-minded consumer brands and scaling in-store engagement, Wahdat is strategically positioned to capture recurring household demand and redefine the standards of the modern agribusiness sector.

6. INTERNATIONAL BUSINESS DEVELOPMENT AND SALES STRATEGY

Wahdat is strategically transforming its market presence in international markets by transitioning from price-sensitive egg trading to a value-driven, premium model across the Middle East, with a primary focus on the UAE. As an approved supplier for McDonald's in both Qatar and the UAE, the company has leveraged its reputation for nutritionally enriched eggs to successfully penetrate the high-end HORECA segment, securing partnerships with prestigious five-star chains like Intercontinental Hotels and Rotana Hotels. Beyond hospitality, the firm is gaining significant traction in the fine-dining segment in Dubai and the retail market, notably through strategic private labeling partnerships with major hypermarkets like Nesto. By diversifying into these premium and branded channels, Wahdat is building a sustainable, consistent business foundation that reduces its exposure to the volatile, price-conscious trader market.

7. DEMAND FOR EGGS

According to market analysis, the total addressable market for processed industrial eggs in Pakistan is estimated at approximately 150,000 tons annually. Currently, the organized pasteurized egg products segment has a market size of around 50,000 tons per year, with a significantly larger unorganized market of roughly 100,000 to 150,000 tons representing substantial room for formal sector growth. The market is experiencing steady growth driven by increasing consumer demand for convenient, ready-to-eat food products, rising urbanization, and growing awareness of food safety standards.¹⁹

3.30. COMPETITORS LISTED ON PSX

1. Barkat Frisian Agro Limited

3.31. UNLISTED COMPETITORS

1. Appie Farms – Unlisted
2. Sadiq Poultry Farms (Private) Limited – Unlisted

¹⁹ <https://profit.pakistantoday.com.pk/2025/10/20/barkat-frisian-agros-bet-on-the-industrialization-of-food/>

- 3. Noor Poultry - Unlisted
- 4. Islamabad Eggs – Unlisted

3.32. INTELLECTUAL PROPERTY RIGHTS

Intellectual Property				
Trade Mark	Trademark Application No.	Approval Date	Validity	Current Status
Classic eggs	618434	19-08-2019	19-08-2029	Approved
Farm Fresh Eggs	618435	19-08-2019	19-08-2029	Approved
Golden Eggs	-	Request Submitted 20-02-2026		In process
Omega3 eggs	-	Request Submitted 20-02-2026		In process
Wahdat Poultry Farm Limited	-	Request Submitted 20-02-2026		In process

Source: Company Management

3.33. MATERIAL PROPERTY

Supplier Name	Ownership	Origin	Asset	Function/ Nature/Purpose/ Description	Land Area	Location
Big Dutchmen	Wahdat Poultry Farm Limited	Germany	Big Dutchmen Housing System	2 Fully Automated Layer Eggs Production Houses Capacity: 100,000 birds per house. Features Smart-Farm Integration including automated climate and light control, precision feed and water supply, and synchronized egg conveyors. Designed for the highest level of biosecurity and hygiene, the system meets all biological needs of the flock without human intervention. Includes automated manure disposal, real-time computer record-keeping with failure warnings, and full operational redundancy via on-site silos and standby generators. Life of plant is 30 Years +, plants were newly acquired, company has an inhouse facility of for repair and maintenance.	50 Kanal and 08 Marla	Chak 24, Sargodha
Paster Engineers	Wahdat Poultry Farm Limited	Pakistan	Feed Mill	Semi-Automated Poultry Feed Manufacturing Facility with a production capacity of 80,000 kg per day, comprising raw material intake and storage silos, automated batching and weighing system, grinding (hammer mill), mixing system, crumbling system (where applicable), finished feed storage bins, and automated bagging and dispatch system. The facility includes quality control laboratory, dust control system, power backup generators, material handling equipment, and internal logistics for efficient and consistent production of nutritionally balanced poultry feed for layer operations.		
Local Landowner	Wahdat Poultry Farm Limited	Pakistan	Land - W1	Primary Production Facility Land Parcel: Strategically located with no hygienic farms within 1.5Kms and developed land designated for the construction and operation of automated layer hen housing systems (sheds) and associated egg production infrastructure, forming a core asset of the company's vertically integrated farming operations.		

Beston Group	Wahdat Poultry Farm Limited	China	Pulp Box Manufacturing Machine	Fully Automated Pulp Packaging Production Line: Rotary Molding Machine with ancillary equipment, hot press, pulper, and pulp pools. The system is designed for the efficient, high-volume production of molded pulp egg trays and boxes from recycled paper/Boxes, providing a sustainable and protective packaging solution for finished eggs prior to dispatch. (Production 25000 P/Day)	15 Kanal 05 Marla	Chak 24, Sargodha
Tecno	Wahdat Poultry Farm Limited	Italy	Tecno Housing System	2 Fully Automated Layer Eggs Production Houses Capacity: 115,000 birds per house. Features Smart-Farm Integration including automated climate and light control, precision feed and water supply, and synchronized egg conveyors. Designed for the highest level of biosecurity and hygiene, the system meets all biological needs of the flock without human intervention. Includes automated manure disposal, real-time computer record-keeping with failure warnings, and full operational	28 Kanal and 05 Marla	Chak 75, Sargodha
Landowner / Seller	Wahdat Poultry Farm Limited	Pakistan	Land - W2	Primary Production Facility Land Parcel: Strategically acquired and developed land designated for the construction and operation of automated layer hen housing systems (sheds) and associated egg production infrastructure, forming a core asset of the company's vertically integrated farming operations.		
Multiple	PLEASE REFER TO SECTION 3.15. MATERIAL PROPERTY	Pakistan	Multiple Commercial Vehicles	Logistics and Distribution Fleet: A dedicated fleet of commercial vehicles, including trucks and vans, specifically configured and utilized for the reliable, temperature-controlled, and timely delivery of packaged eggs from the production facilities to distribution centers, wholesalers, and key retail clients across the company's market network. (eggs are on shelf in two days)		All over Pakistan
Third-Party Landlords	Rental	Pakistan	Distribution Center - Karachi	Strategic Distribution Hubs: A network of warehouse facilities strategically located near key urban markets. These facilities serve as critical sales and distribution hubs, providing secure, temperature-controlled storage for packaged eggs prior to final-mile delivery. They enable efficient order consolidation, inventory management, and timely dispatch to wholesalers, modern retail chains (e.g., Metro, Carrefour), and institutional clients, ensuring product freshness and optimizing the company's nationwide supply chain.	15 Marla	Plot # B-41, Sector 6 F Mehran Town Korangi Karachi
Third-Party Landlords	Rental	Pakistan	Distribution Center - Lahore	Strategic Distribution Hubs: A network of warehouse facilities strategically located near key urban markets. These facilities serve as critical sales and distribution hubs, providing secure, temperature-controlled storage for packaged eggs prior to final-mile delivery. They enable efficient order consolidation, inventory management, and timely dispatch to wholesalers, modern retail chains (e.g., Metro, Carrefour), and institutional clients, ensuring product freshness and optimizing the company's nationwide supply chain.	1 Kanal	602-F2 Johar Town Lahore

Third-Party Landlords	Rental	Pakistan	Distribution Center - Islamabad	Strategic Distribution Hubs: A network of warehouse facilities strategically located near key urban markets. These facilities serve as critical sales and distribution hubs, providing secure, temperature-controlled storage for packaged eggs prior to final-mile delivery. They enable efficient order consolidation, inventory management, and timely dispatch to wholesalers, modern retail chains (e.g., Metro, Carrefour), and institutional clients, ensuring product freshness and optimizing the company's nationwide supply chain. Each of the three distribution centers (Islamabad, Lahore and Karachi) have the capacity to manage sales of around 600 to 900 cartons of eggs daily.	1 Kanal 07 Marla	Bani Stop Mera Sumble Akku Golra Islamabad
-----------------------	--------	----------	---------------------------------	--	------------------	--

Vehicles					
City	Vehicle Model	Owned		Rented - Non-Temp Control	Total Units
		Temp Control Vehicle	Non - Temp Control Vehicle		
Lahore	Changan	2	2		4
	Suzuki Pickup	0	2		2
Karachi	Changan	2	0		2
	Suzuki Pickup	0	2		2
Islamabad	Changan	4	2		6
	Shahzore	0	0	1	1
Grand Total		8	8	1	17

3.34. VENDORS TO THE ISSUE

Vendors	Country	Services	FY24	Ratio	FY25	Ratio
M Asif Mughal	Pakistan	Maize /Soyabean/ Wheat	431,538,822	33.1%	501,215,264	38.7%
Others	Pakistan	Outsourcing Eggs/ Packaging / Other services and supplies etc.	184,226,384	14.1%	166,347,414	12.8%
M.A OILS (PVT) LTD	Pakistan	Soyabean	135,670,940	10.4%	165,082,410	12.7%
Sharif Solvent Plant (Pvt) Ltd	Pakistan	Soyabean	208,520,580	16.0%	154,374,995	11.9%
Olympia Oil Pvt	Pakistan	Canola/Soyabean/SunFlower	19,036,800	1.5%	81,874,800	6.3%
Bilal Poultry Chicks	Pakistan	Chicks	15,428,000	1.2%	40,180,000	3.1%
MATCO Foods Ltd	Pakistan	Rice Protein	-	0.0%	25,573,045	2.0%
Katzee	Pakistan	Wrappers/Stickers/Cartons	17,965,254	1.4%	24,751,413	1.9%
Lucky Plastic	Pakistan	Wrappers/Foam Pack	18,861,488	1.4%	23,309,849	1.8%
Hi-Tech	Pakistan	Canola/ Rice BranMeal/Sunflower Oil/ Sunflower Meal	26,742,538	2.1%	22,136,262	1.7%
Zahid Packages	Pakistan	Cartons	14,374,593	1.1%	15,541,448	1.2%
Eva oil Shujabad Egro	Pakistan	Oil	10,477,500	0.8%	14,766,000	1.1%
Sadaat Traders	Pakistan	Maize /Soyabean	107,691,553	8.3%	14,419,365	1.1%
BA trader F. Mill	Pakistan	Chlortetracycline Hydrochloride/ Choline Chloride/ Isolucine Medicine/ Lysine/ Methinio/ Oxygun/ Adoxin/ Threonine Medicine	13,275,750	1.0%	13,358,500	1.0%
Sufi Oil Extractions Pvt Ltd	Pakistan	Canola/SunFlower Meal	11,024,350	0.8%	10,620,000	0.8%
Frontier Chips (Tariq khan)	Pakistan	Stone Chips	8,603,133	0.7%	9,466,999	0.7%

Noor Pur Feeds & Kohinoor Commercial Corp	Pakistan	DCP	7,417,275	0.6%	6,894,500	0.5%
Green Acres	Pakistan	Outsourcing Eggs	44,634,968	3.4%	4,586,648	0.4%
Rafhan Maize Product Co. Ltd	Pakistan	Gluten	26,654,725	2.0%	1,321,600	0.1%
TOTAL			1,302,144,653	100%	1,295,820,512	100%

Source: Company Management

3.35. APPROVALS & CERTIFICATIONS

Wahdat holds multiple quality certifications, including ISO, HACCP, McDonald’s QMS and testing through Eurofins (Hong Kong), and positions itself as a producer of antibiotic-free, bacteria-free, branded eggs aligned with international hygiene and food safety standards.

License, Certifications and Lab Test Results				
Particulars	Certificate / Reports No. /License No	Authority	Date of Registration	Validity
Halal Certification	GHS/CR/23/192	GLOBAL HALAL SERVICES	January 05, 2026	January 04, 2027
Certificate of McDonald's Supplier Quality Management System (SQMS) Verification	430/2025	ARGOS INTERNATIONAL	October 19, 2025	October 27, 2025 (Next Audit Date)
HACCP: Hazard Analysis and Critical Control Point	GSS/CR/25/702	Global Standard Services	January 07, 2026	January 06, 2027
Intertek: FSSC22000 v6	0201056	Intertek	December 20, 2024	December 19, 2027
ISO 22000:2018 - Food Safety Management System	GSS/CR/25/701	Global Standard Services	January 07, 2026	January 06, 2027
Averroes Laboratories	01-14861/ARL/26	BACTERIAL CULTURE REPORT	February 18, 2026	
Averroes Laboratories	01-14861/ARL/26	BACTERIOLOGICAL EVALUATION - Salmonella Isolation	February 18, 2026	
Averroes Laboratories	01-14861/ARL/26	SUMMARY REPORT	February 18, 2026	
SGS Pakistan (Pvt) Limited	182973 Original AGF-11221	Analysis Report -Salmonella and E.Coli Detection Test	February 24, 2026	
Middle East Testing Services	MR-170226-132	Omega-3 fatty acid (ALA+EPA+DHA) Vitamin E	February 25, 2026	

HALAL CERTIFICATE



HALAL CERTIFICATE

Wahdat Poultry Farm Pvt Ltd

24-Chak, Bhagatanwala Sargodha

has been assessed and found in compliance with the Islamic Shariah Guidelines and meeting the requirements of

PS 3733:2022 OIC/SMIIC 1:2019

(Pakistan Standard-General Requirements for Halal Food)

Scope: Preparation, Production, and Sale of Halal Agro Based Feed, Production, Collection, Packaging, Processing, Sales, Marketing & Export of Tables Eggs.

Category: CI & DI

Brand: Farm Fresh Table Eggs

Products: Farm Fresh Classic Eggs, Farm Fresh Golden Eggs, Farm Fresh Omega3 Eggs, Farm Fresh Brown Eggs and Wahdat Agro Based Halal Feed

Issue Date: January 05, 2026
Expiry Date: January 04, 2027
Certificate Number: GHS/CR/23/192

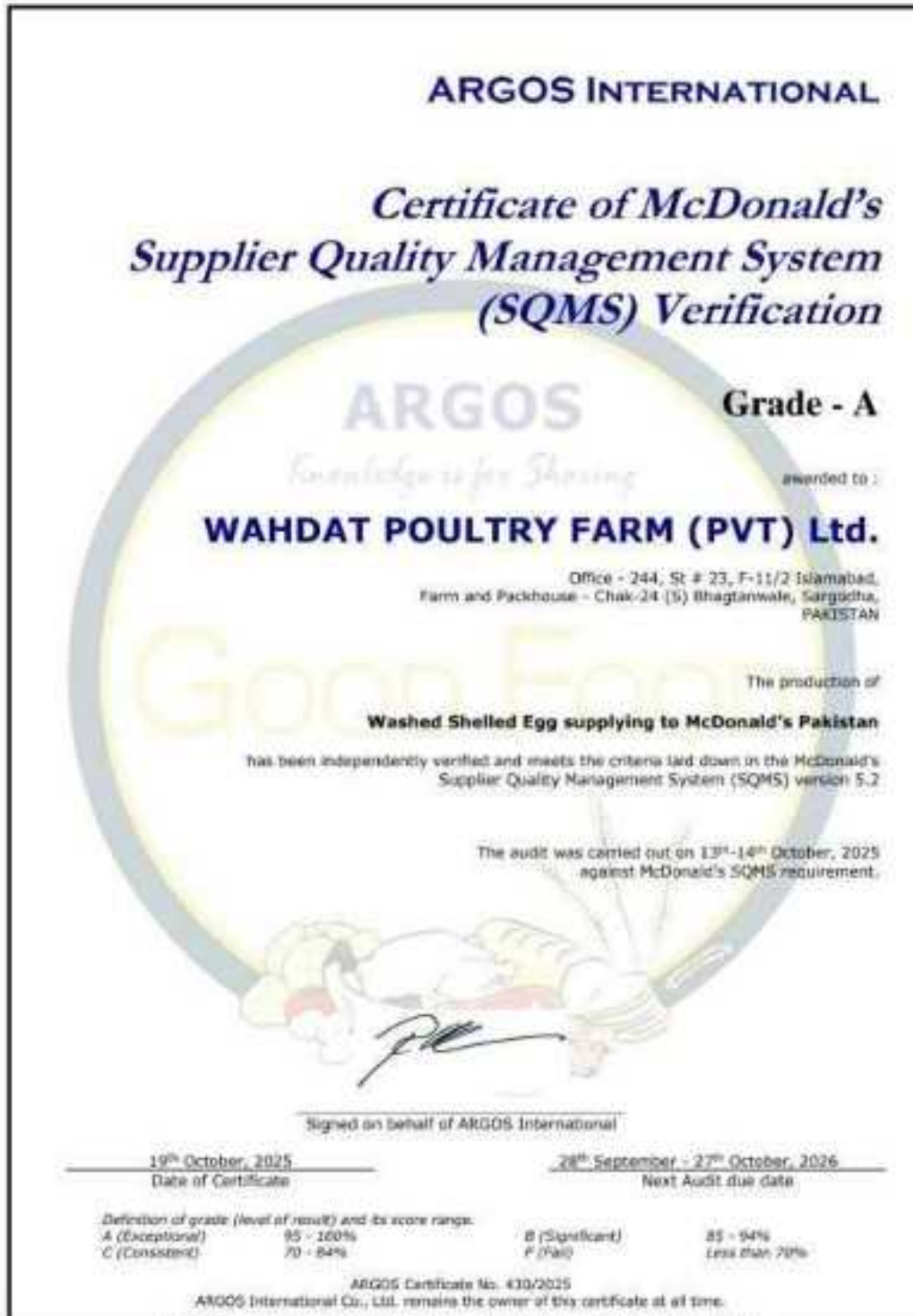



Muhammad Awais Khan
 Chief Executive Officer

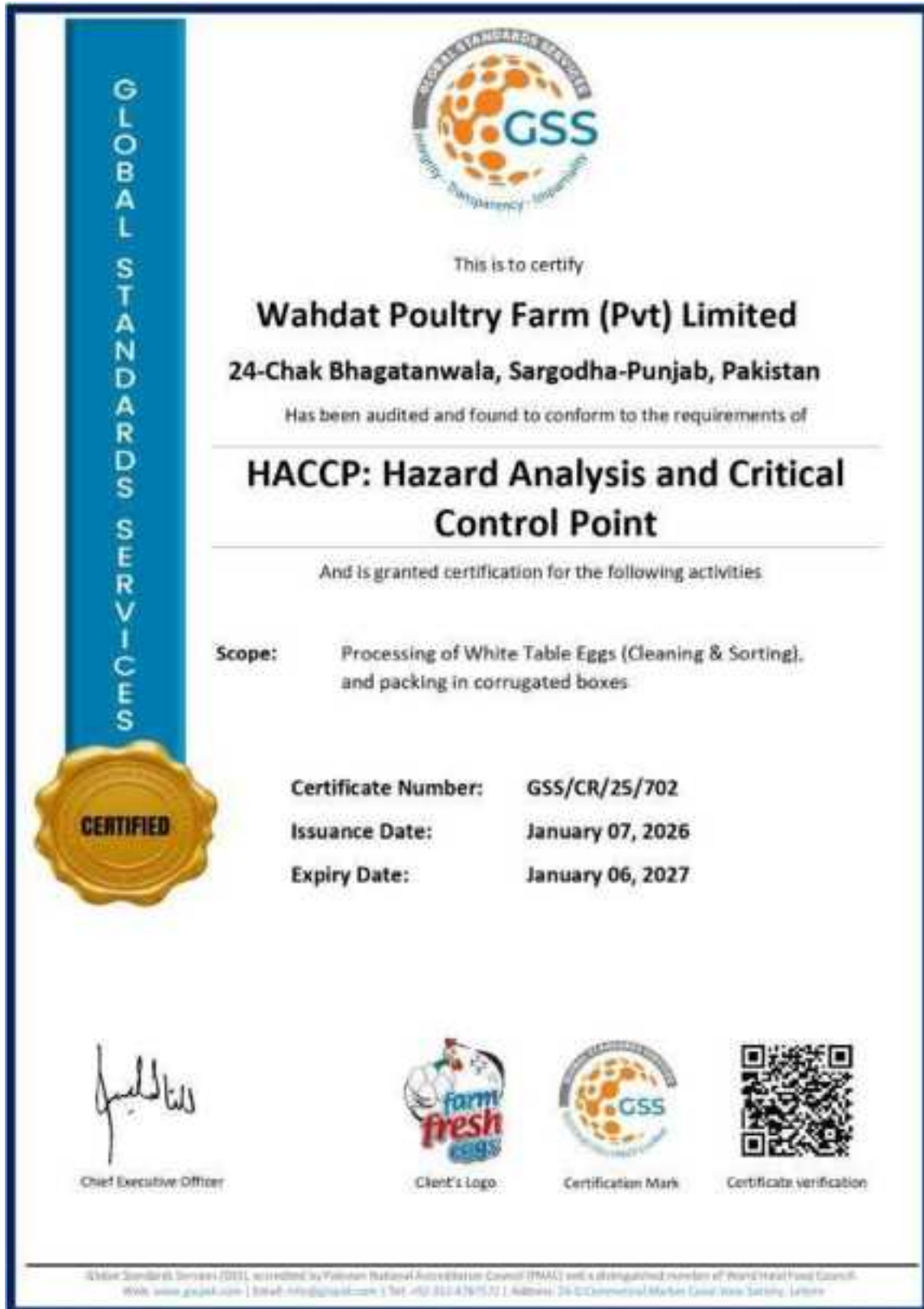


Global Halal Services is Accredited by Pakistan National Accreditation Council (PNAC) Category: Preparation, Processing, Packaging, Collection, Sale of Halal Foodstuffs (under its Code) (IHC), The Food Safety Council of Pakistan (2022) and Member of Association of Halal Suppliers (AHS) from www.globalhalal.org Email: info@globalhalal.org Tel: +92 324 6126713


MCDONALD'S QMS



HACCP



GLOBAL STANDARDS SERVICES



This is to certify

Wahdat Poultry Farm (Pvt) Limited
24-Chak Bhagatanwala, Sargodha-Punjab, Pakistan

Has been audited and found to conform to the requirements of


HACCP: Hazard Analysis and Critical Control Point


And is granted certification for the following activities:


Scope: Processing of White Table Eggs (Cleaning & Sorting), and packing in corrugated boxes


Certificate Number: GSS/CR/25/702
Issuance Date: January 07, 2026
Expiry Date: January 06, 2027

CERTIFIED


Chief Executive Officer

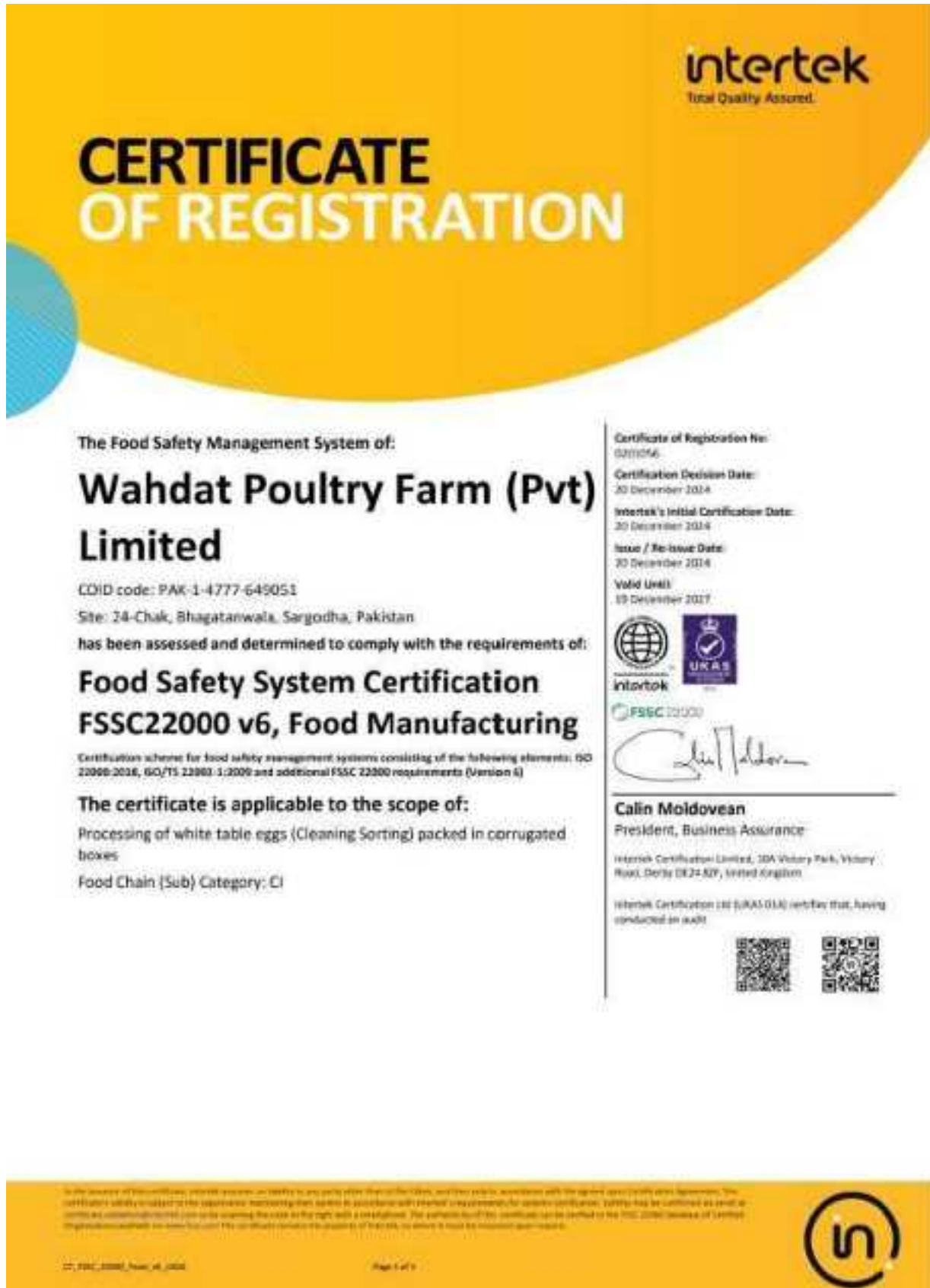

Client's Logo


Certification Mark

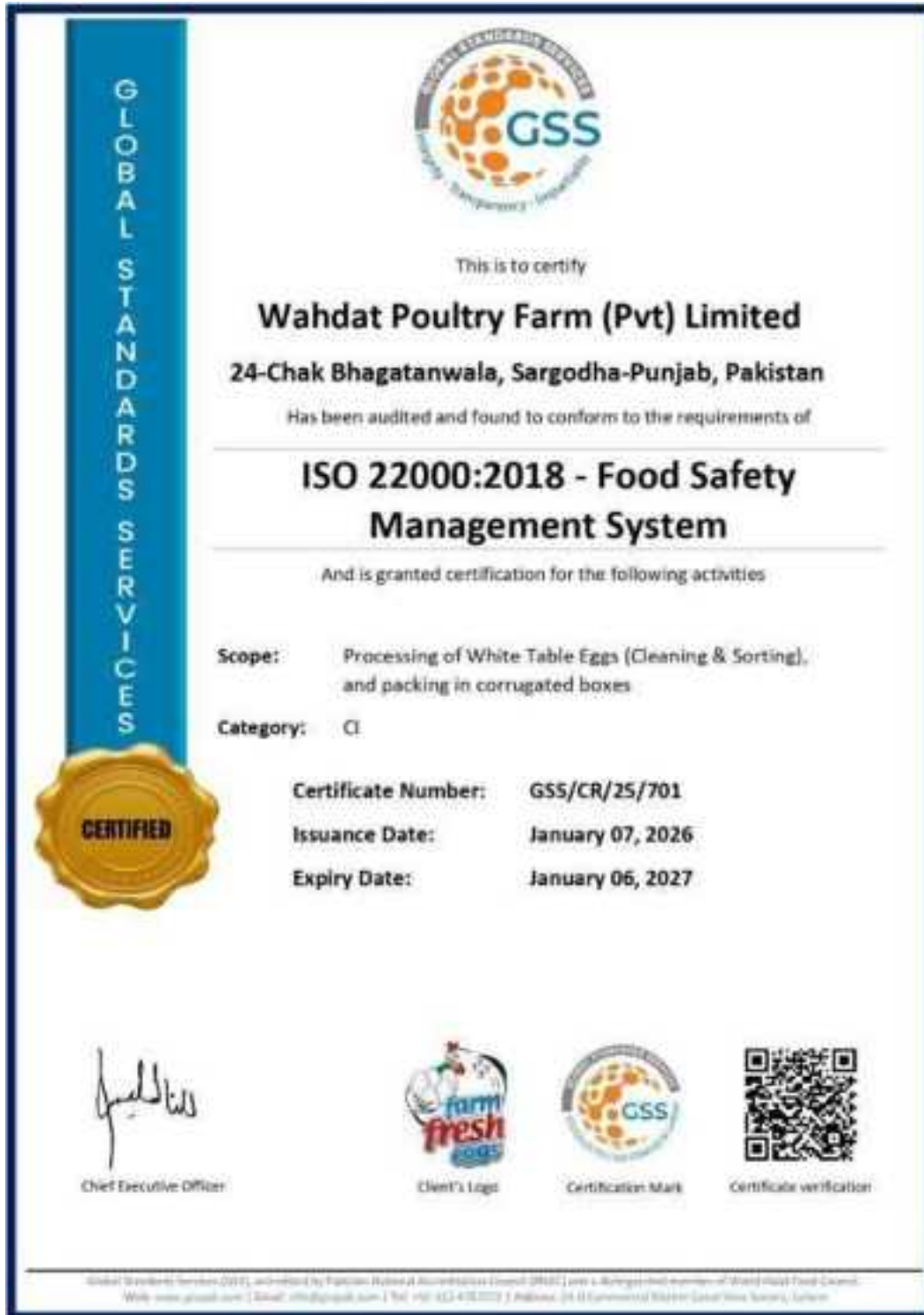

Certificate verification

Global Standards Services (GSS), accredited by Pakistan National Accreditation Council (PNAC) and a distinguished member of World Health Food Council.
WWW: www.gsspk.com | Email: info@gsspk.com | Tel: +92 812 4387572 | Address: 24-C Commercial Market Canal Bank, Sargodha, Punjab

INTERTEK: FSSC22000 V6



ISO 22000



BACTERIAL CULTURE REPORT

	AVERROES LABORATORIES	Primary Issue Date: - 01-02-2023	
		Rev. No: 01	Rev. date: - 09-01-2023
Doc. No. ARL-TP-054-02	<u>LABORATORY REPORT</u>	Doc. Level: 04	

Ref No. 01-14861/ARL/26

Dated: 18.02.2026

BACTERIAL CULTURE REPORT

WAHDAT POULTRY

Sample Type: Pool of Table Egg Samples

- Tested sample found negative for *E. coli* growth.

(Manager Diagnostics)

Note: This is a digitally generated report, which does not require signature

HUM Heights, Service Road East, Islamabad Expressway, Solim Interchange, Islamabad.
 Ph: 02-34-2619179 / 0311-777-2482, 0311-7188077
 Email: averroeslaboratories@gmail.com

BACTERIOLOGICAL EVALUATION - SALMONELLA ISOLATION

	VERROES LABORATORIES	Primary Issue Date: - 01-02-2023	
		Rev. No: 01	Rev. date: - 09-01-2023
Doc. No. AHL-TP-05-F-02	<u>LABORATORY REPORT</u>	Doc. Level: 04	

Ref No. 01-14861/ARL/26

Dated: 18.02.2026

BACTERIOLOGICAL EVALUATION

WAHDAT POULTRY

Sample Type: Table Eggs

Sample ID	Results
Pool of Table Eggs	Tested sample found negative for <i>Salmonella</i> sp.

(Manager Diagnostics)

Note: This is a digitally generated report, which does not require signature

HE/M Heights, Service Road East, Islamabad (Expressway, Sohan Interchange, Islamabad),
Ph: 92-31-201 9179, 0311 777 2432, 0331 718 8877;
Email: averroeslaboratories@gmail.com

SUMMARY REPORT

	AVERROES LABORATORIES	Primary Issue Date: - 01-10-2020	
		Rev. No: 01	Rev. date: - 09-01-2023
Doc. No. ARL-TP-05/P-03	SUMMARY REPORT	Doc. Level: 04	

Reference No. 01-14861/ARL/26	Date Received: 16 th February, 2026	Date Reported: 18 th February, 2026
CUSTOMER DETAILS		
Name of Owner / Farm / Business: Wahdat Poultry Farm		Billing Address: Wahdat Poultry Farm
Referred By: Mr. Kaleem Bhatti Contact: 0301-6161588 Email:--		Contact Person: Mr. Kaleem Bhatti Contact: 0301-6161588 Email:--
SAMPLE / ORDER DETAILS		
Sample Type: Table Eggs	No. of Samples: 12	Sample Type: -- No. of Samples: --
Species: --	Type of Bird: --	Age: --
Flock ID: --		

DESCRIPTION OF TESTS CONDUCTED

Sr. #	Parameter Tested & Sample ID	Test Reference	No. of Tests Performed	Results
1.	Bacterial Culture Isolation	WOAH 2019	01	Sample Size & Quality: OK
2.	Salmonella Isolation	WOAH 2019	01	Sample Size & Quality: OK

SUMMARY RESULTS

Sr. No.	Tested Parameters	Type Of Test	Results	Remarks
1.	Bacterial Culture Isolation	Culture	Negative	-
2.	Salmonella Isolation	Culture	Negative	-

(Manager Diagnostics)

Note:

- 1- This is a digitally generated report, which does not require signature.
- 2- The results cannot be reproduced for legal purposes.
- 3- Laboratory does not take any responsibility for any error due to sampling by the client.
- 4- Turn around time of report is 24-72 hours depending upon the type of test.
- 5- The lab inter-comparisons cannot be done due to difference in sample collection, transportation, storage, sensitivity and specificity of assay.

	HUM Heights, Service Rd. East, Sohan Interchange, Islamabad Expressway Ph: 42-51- 261 9178, 0311 777 2452, 0311 718 8877 Email: averroeslabsontario@gmail.com	
		CB 008 QMS

SGS ANALYSIS REPORT



Serial No : 182073
ORIGINAL
 AGF-11221

ANALYSIS REPORT

In pursuance to an order received from: **WAHDAT POULTRY FARM (PRIVATE) LIMITED** to carry out instructions summarized as:
 The following sample(s) was/were submitted and identified by client as:

Sample Name	Whole Eggs
No. of Sample	1
Quantity Submitted	8 each
Mark / Reference	Whole Eggs
Date Received	16/02/2026
Date commenced	16/02/2026

ANALYSIS :

As directed, submitted sample was well mixed/reduced and analysed on actual basis in our in-house laboratory.

S.No	PARAMETERS	METHODS USED	LOD	ANALYSIS RESULTS	UNIT
1	SALMONELLA	FDA-BAM SAL CH-5 SEP 2011	---	ABSENT	/25GM
2	E.COLI	FDA-BAM E.C CH-4 SEP 2002	10	<10	CFU/GM

Remarks: 01 - LOD= "Limit of Detection"



Signed In Lahore
 Dated 24/02/2026

Notes:

1- The analysis report above refers to the time and place of testing, and strictly to the supplied sample(s) only, without reference to any other matter. SGS did not physically draw the sample and does not take any liability whatsoever this report does not endorse or refer to any consignment or shipment and this is not a certificate of quality which is issued for information only and not valid for bank negotiation and legal purposes.

http://www.sgs.com/terms_and_conditions.htm, the client's attention is drawn to the limitation of liability, indemnification and jurisdiction issues defined therein, any other holder of this document is advised that information contained herein reflects the company's findings at the time of its intervention only and within the limits of client's instructions, if any.

Transaction documents: The information stated in this report is derived from the results of testing procedures carried out in accordance with the instructions of our client, and/or our assessment of such results on the basis of any technical standards, trade custom or practice, or other circumstances which should in our professional opinion be taken into account.

Warning: If herein above in this document it is stated that the sample(s) to which the finding recorded herein (the "findings"), relate was (were) drawn and/or provided by the client or by a third party acting at the client's direction then the finding constitute no warranty of the sample's representativeness of any goods. The company accept no liability with regard to the origin or source from which the sample(s) is/are said to be extracted.

3- Unless otherwise stated the result shown in this test report refer only to the sample(s) tested and such sample(s) are retained for 7 days only after analysis.

4- This document can not be reproduced except in full, without prior written approval of the Company, any unauthorized alteration, forgery or falsification of the content or appearance of this document is unlawful and offenders may be prosecuted to the fullest extent of the law.

For any feedback or complaint please write to us at local.inquiry@sgs.com

MIDDLE EAST TESTING SERVICES



میدیل ایست لخدمات الفحص
Middle East Testing Services



Testing - NAL 199

TEST REPORT

Client / Establishment: Wahdat Poultry Farm Limited - Farm 24-Chak Bhaganawala sargotha
Office: G2 Stah tower F11/2, Islamabad

Report no.: MR-170226-132

Sample ID: MS-170226-132 Job No: MJ-170226-035
Sampling Date: 17/02/2026 12:40 PM Reporting Date: 25/02/2026
Tested by: AG Date Of Analysis: 17/02/2026-23/02/2026

Sample Information

Sample Description: Egg Sample Type: Food
Source of Sample: Ever green Food Staff Trading LLC, Al Quoz, Dubai, U.A.E Production Date: 20/01/2026
Expiry Date: 19/04/2026 Sample Received on: 17/02/2026
Sample Container: Plastic Packaging Additional Info: Import by: Muzakka General trading
Sampled By: Client

TEST RESULTS

Test Parameter	Test Method	Unit	Result
Omega-3 fatty acid (ALA+EPA+DHA)	AOAC 996.01	mg/50g	516
Vitamin E	METS P 100	mg/50g	0.98

Test Method Variations: None
Remarks: None
Note: Test location: Ajman
Keywords: ND-Not Detected/Below Detection Limit, DL-Detection Limit
Parameter is accredited by ENAS in accordance with ISO/IEC 17025:2017

Prepared by:
Chemist Employee Code: METS AJ EC235

Verified by:
Team Head-CSD Employee Code: METS AJ EC 271

The above test results are applicable to the sample(s) referred above. This report shall not be reproduced except in full without the written approval of METS laboratory.
For Further clarification of reports, please contact: qa@metslab.com

-End of Report-

Form MRF 05 Issue No.2 Page 1 of 1 Report no.: MR-170226-132

3.36. ASSOCIATED COMPANIES

The associated companies of Wahdat are as follows:

Associated Companies				
Sr#	Name of Company	Nature of relation	Name of Director	Nature of Business
1	Wahdat Agro AOP	Common Directorship	Muhemmed Shahid Zaman	Agri based
2	Rock & Rock International Company (Pvt.) Ltd			Water processing plant
3	Wahdat Dairy AOP			Agri based
4	ALM Technologies & Management Services (Pvt.) Limited			Technology
5	Wahdat Dairy AOP	Common Directorship	Aurangzeb Khan	Agri based
6	Wahdat Agro AOP			Agri based
7	Pakistan Automotive Manufacturers Association	Common Directorship	Jahanzeb Khan	Automotive
8	The Architects Firm	Common Directorship	Tafweez ul Wakil	This is an Architectural Services Firm
9	Feroz Consultants			This is a Marketing Services Company
10	Flags Leisure Limited (Formerly Joyland Limited)			Entertainment
11	Adgear Adventures Private Limited			Adventure Sports Company
12	Joyland Construction Services Private Limited			Construction Services
13	Chak 24 Organic Private Limited	Common Directorship	Muhammad Hammad Khan	Agri based
14	Karandaaz Pakistan	Equity Stake (i.e. 27% Shareholding)	Ms. Itrat Batool	Funding Company

Source: Company Management

3.37. RELATED PARTY TRANSACTIONS

The related party transactions for the Company are tabulated as follows:

Related Party	Relationship	Nature of Transaction	FY22	FY23	FY24	FY25	1HFY26
Aurangzeb Khan	CEO	Loan Received	24,954,000	-	3,000,000	41,558,000	-
		Loan Paid	-	-	-	(40,000,000)	(4,558,000)
		Interest Expenses	-	-	171,071	798,834	-
		Adjust against Wahdat dairy farm loan	24,954,000	14,473,575	-	-	-
M. Shahid Zaman	COO/Director	Loan Received	-	36,970,000	-	36,200,000	7,000,000
		Loan Paid	-	-	-	(21,000,000)	(22,200,000)
		Interest Expenses	-	-	-	944,145	-
		Adjust against Wahdat dairy farm loan	-	36,970,000	-	-	-
Karandaaz Pakistan	Associated Company	Loan Received	-	-	-	-	-
		Repayment of Loan	2,083,333	10,416,665	4,542,456	-	(3,042,912)
		Interest Expenses	-	-	7,015,281	6,098,454	1,470,178
Wahdat Dairy	Associated Entity	Interest Receivable	-	26,173,283	28,178,345	28,178,345	28,178,345
		Adjustment of Loan from CEO	-	51,443,575	-	-	(19,758,000)

Farm	via common directorship	Adjustment of Loan from COO	-	-	-	-	(8,420,345)
------	-------------------------	-----------------------------	---	---	---	---	-------------

Source: Audited Financial Statements of Wahdat Poultry Farm Limited purpose of all loan is to meet working capital requirements, interest rate: Karandaaaz unsecured loan currently at 3M KIBOR + 0.5% Per Annum, CEO/ COO unsecured loan: 3-month KIBOR plus 0.5% per Annum

3.38. PERFORMANCE FOR THE LAST 3 YEARS OF ASSOCIATED COMPANIES

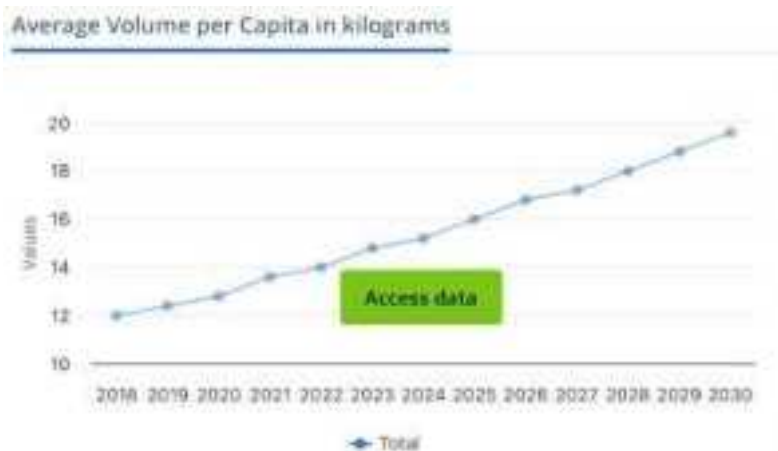
Wahdat does not have any listed associated company.

3.39. LOCAL POULTRY INDUSTRY OVERVIEW AND SECTOR ANALYSIS

1) PAKISTAN EGG INDUSTRY: CONSUMPTION, TRENDS & OUTLOOK

Pakistan’s egg industry represents a structurally growing protein market, underpinned by population growth, urbanization, and affordability-driven dietary shifts. Egg consumption has expanded steadily over the past decade and is projected to maintain 3 – 4% annual growth through 2030²⁰, making it one of the most stable segments within the livestock and poultry value chain.

2) CONSUMPTION GROWTH DYNAMICS PER CAPITA CONSUMPTION



Most recent update: Dec 2025

Source: Statista Market Insights

Per capita egg consumption has increased from 75 eggs per person per year in 2015 to 105 eggs per person per year in 2023, reflecting gradual improvements in nutrition awareness and substitution away from higher-cost animal proteins. While still below global average consumption 300 eggs in developed countries, Pakistan shows consistent convergence.²¹

3) TOTAL NATIONAL CONSUMPTION

Driven primarily by population growth of 2.55% annually²², total egg output as per the Pakistan economic survey has surged to 26.7 billion²³. Out of the 26.7 billion output of the eggs approximately 11.2 billion²⁴ eggs are on table eggs. Demand is largely domestically supplied, with minimal reliance on imports.

²⁰ <https://www.helgilibrary.com/indicators/egg-consumption-per-capita/pakistan/>

²¹ <https://www.statista.com/outlook/cmo/food/dairy-products-eggs/eggs/pakistan#volume>

²² https://www.finance.gov.pk/survey/chapter_25/12_Population.pdf

4) KEY CONSUMPTION & MARKET TRENDS

Eggs increasingly serve as a cost-efficient protein alternative, especially during inflationary cycles when poultry meat and red meat prices spike.

Urban households, bakeries, food processors, and large retailers are becoming structurally important demand drivers, reducing reliance on purely household consumption.

3.40. PACKAGED AND ENRICHED EGGS

As of 2025 packaged eggs represent an emerging segment within the overall egg market in Pakistan. Though the overall egg sector still relies heavily on loose eggs, branded packaged eggs are gaining consumer trust due to perceived quality, safety, and convenience. The total packaged egg industry is around 1.82%²⁵ of the entire table egg market of which Wahdat has a 48.4%²⁶ share.

There seems to be a clear shortage / lack of availability of branded eggs in the market. This is the reason the company is planning to expand its sales coverage and through put and maintain its dominance in the fast-growing segment.

3.41. FUTURE PROSPECTS AND DEMAND OUTLOOK

Wahdat is positioned for aggressive growth, driven by a structural shift in Pakistan's consumer market toward hygienic, traceable, and enriched protein sources. The Company's integrated model and brand leadership provide a definitive edge in capturing this upward trajectory.

1) MARKET TRANSFORMATION AND THE "ENRICHED EGGS" SURGE

Pakistan is experiencing a decisive move from traditional "loose" egg sales toward packaged and branded products. This shift is fueled by rising health consciousness and an accelerating preference for value-added varieties such as Omega-3, Vitamin-D Golden, and Organic Brown eggs. Post-pandemic focus on immunity has made the enriched segment the fastest-growing category in the poultry sector. Currently, major supermarket chains including Jalalsons, Imtiaz, Alfatah, Metro, Carrefour, and Spar, report demand levels that consistently exceed Wahdat's current production capacity, representing immediate revenue scaling opportunities.

2) MARKET SIZE EXPANSION & RETAIL OPPORTUNITY

The retail market for branded eggs remains largely untapped, presenting a substantial opportunity for volume expansion. Although the overall retail landscape in Pakistan spans a vast number of outlets nationwide, Wahdat strategically concentrates on a carefully selected segment of high-potential stores that closely align with branded consumer demographics and purchasing behavior.

- Horizontal Scaling: Wahdat currently covers only 1,500 outlets, indicating substantial headroom within its immediate serviceable market. Expanding coverage to the remaining untapped shops presents a clear and low-barrier opportunity to significantly scale existing retail volumes.
- Vertical Depth: As existing retail partners expand their store networks, Wahdat benefits from organic volume growth, higher SKU penetration, and increased shelf share within established accounts.

3) VERTICAL INTEGRATION AND COMPETITIVE MOAT

Wahdat's long-term sustainability is anchored by a fully integrated operating model that insulates the Company from supply chain volatility:

²⁵ <https://afterburnerconsultants.com/eggs-industry-in-pakistan/>

²⁶ <https://afterburnerconsultants.com/eggs-industry-in-pakistan/>

- Operational Control: In-house feed mills and pulp packaging plants ensure quality consistency and cost efficiency.
- Energy Resilience: 70% solarization of operations significantly reduces utility costs and shields margins from energy price hikes.
- Technology-Driven Yield: Future investments in IoT-based shed monitoring and automated grading lines are set to further optimize feed conversion ratios (FCR) and reduce cost-per-case.

4) LONG-TERM STRATEGIC OUTLOOK

Despite recent economic pressures, Pakistan's long-term demand fundamentals for protein consumption remain intact. While the Pakistan Economic Survey highlights the adverse impact of inflation on household purchasing power, multiple independent reports indicate that the country's middle class has contracted over the past three years due to rising living costs in urban centers. This has led to short-term pressure on discretionary spending; however, essential food categories such as eggs continue to demonstrate resilient demand given their affordability and nutritional value. With per capita egg consumption still significantly below global averages, the sector retains strong underlying growth potential.

Wahdat remains well positioned to capture future demand, supported by its ability to deliver standardized, hygienic, and bio-secure egg products. The Company's integrated operations, established brand presence, and expanding distribution network enable it to cater to both value-conscious consumers and quality-focused modern retail and institutional buyers. As consumer preferences gradually shift toward packaged and traceable food products, Wahdat is expected to benefit from long-term structural growth in Pakistan's evolving food consumption landscape.

5) INTRODUCTION OF PASTEURIZED EGG PRODUCTS

As part of its post-IPO product expansion strategy, the Company plans to introduce pasteurized egg products into its portfolio. Pasteurized eggs cater to high-growth institutional and foodservice segments, including hotels, bakeries, restaurants, catering companies, and food processors that require enhanced food safety, consistency, and extended shelf life.

The addition of pasteurized egg products will allow the Company to:

- Enter higher-value institutional and B2B segments
- Expand beyond shell eggs into value-added formats
- Improve product mix and margin profile
- Strengthen long-term relationships with large-scale commercial customers

This planned product line expansion aligns with global food safety trends and is expected to further reinforce the Company's position as a comprehensive, quality-focused egg solutions provider.

As per Wahdat's sales team approximately 30% of orders demand remains unmet. The company plans to expand egg production from 430K to 530K (an increase of 100K) to address this gap. The requirement of eggs for pasteurized egg products will be fulfilled through outsourcing from the Wahdat Quality Assured Procurement Model rather than through in-house production

6) ESTABLISHED EXPORT PRESENCE IN GCC MARKETS

The Company has already established an export footprint and is currently supplying branded packaged eggs to renowned customers in the Gulf Cooperation Council (GCC) region. These exports validate the Company's product quality, food safety standards, and ability to meet international regulatory and logistics requirements.

Demand for hygienic and premium packaged eggs in GCC markets continues to grow, driven by high per capita consumption, reliance on imports, and strict quality standards. The Company's vertically integrated operations, consistent supply capability, and branded positioning enable it to compete effectively in these markets.

The Company intends to scale up existing export volumes, expand customer relationships within the GCC, and explore additional regional markets. Export growth is expected to:

- Diversify revenue streams
- Enhance foreign currency earnings
- Improve capacity utilization
- Strengthen brand recognition beyond domestic markets

The Company’s existing export operations provide a strong platform for accelerating international growth with limited execution risk.

Export Client Sales Breakup								
Sr. No	Customers	Region/Country	Value FY 22-23	% of total FY 22-23	Value FY 23-24	% of total FY 23-24	Value FY 24-25	% of total FY 24-25
1	Farm Fresh LLC	UAE	10,129,915.60	12%	145,120,470.00	89%	225,452,723.19	50%
2	AIM	UAE	-	0%	-	0%	78,583,677.00	17%
3	Al Mana Restaurant & Food Co/Mohebi logistics WLL (Qatar)	Qatar	38,513,125.00	47%	10,051,200.00	6%	16,716,000.00	4%
4	EKTAV TAVUKCULUK YEM SANAYI	UAE	-	0%	-	0%	28,024,155.00	6%
5	PEDLAR GENERAL TRADING LLC	UAE	-	0%	-	0%	26,965,644.81	6%
6	Iqon Food Industries LLC	UAE	-	0%	-	0%	26,883,260.00	6%
7	Ahmad Farhan Fruits and Vegetables Trading Co LLC	UAE	-	0%	-	0%	25,467,290.00	6%
8	AWS Distribution LLC	UAE	19,369,464.15	23%	-	0%	-	0%
9	Abdulla Al Khattal & Zayed General Trading	UAE	10,571,150.00	13%	-	0%	8,723,400.00	2%
10	Harmony Nexus Ventures Food Stuff Trading LLC	UAE	-	0%	-	0%	9,873,544.00	2%
11	MUZAKKAH GENERAL TRADING CO. LLC	UAE	-	0%	-	0%	8,290,485.00	2%
12	Mohebi Martin - Browser logistics WLL LLC (Dubai)	UAE	-	0%	7,472,640.00	5%	-	0%
13	ANCHOR GLOBAL FOODSTUFF TRADING LLC(UAE)	UAE	4,220,925.30	5%	-	0%	-	0%
	TOTAL EXPORT SALES		82,804,580.05	100%	162,644,310.00	100%	454,980,179.00	100%

7) RELEVANT TAXES

The poultry industry is subject to various taxes, including Income Tax, Sales Tax on processed products, and Federal Excise Duty (FED) on day-old chicks. These taxes form part of the regulatory compliance requirements.

3A SHARE CAPITAL AND RELATED MATTERS**3A (I) SHARE CAPITAL**

Share Capital				
Current Issued, & Paid-up-Capital	No. Of Shares	Face Value per Share (PKR)	Premium per Share (PKR)	Total (PKR)
Authorized Capital				
Ordinary Shares of PKR 2/- each	375,000,000	2		750,000,000
Issued, Subscribed & Paid-up Capital				
Ordinary Shares of PKR 2/- each fully paid in cash	285,221,255	2	-	570,442,490
Ordinary Shares of PKR 2/- each for consideration of loan from sponsors			-	
Total				
Shares held by Directors/ Sponsors	No. of Shares	Face Value (PKR)	Premium (PKR)	Total (PKR)
Karandaaz Pakistan	77,009,740	154,019,480	-	154,019,480
Shabana Muhemmed Shahid	42,831,105	85,662,210	-	85,662,210
Muhemmed Shahid Zaman	38,964,550	77,929,100	-	77,929,100
Aurangzeb Khan	38,543,570	77,087,140	-	77,087,140
Shehla Aurangzeb	38,524,505	77,049,010	-	77,049,010
Muhammad Aftab Khan	9,119,665	18,239,330	-	18,239,330
Farah Khan	9,119,665	18,239,330	-	18,239,330
Nosheen Usman Rabbani	6,746,055	13,492,110	-	13,492,110
Irum Salik	4,630,000	9,260,000	-	9,260,000
Jahanzeb Khan	3,768,630	7,537,260	-	7,537,260
Shahid Younus	3,234,410	6,468,820	-	6,468,820
Shakeel Younus	3,234,410	6,468,820	-	6,468,820
Ali Anwar	3,234,410	6,468,820	-	6,468,820
Naved Ali Khan	3,102,350	6,204,700	-	6,204,700
Muhammad Alamgir Khan	2,456,895	4,913,790	-	4,913,790
Amina Anwar	700,790	1,401,580	-	1,401,580
Muhammad Hammad Khan	495	990	-	990
Tafweez ul Vakeel	5	10	-	10
Abdul Rehman Warraich	5	10	-	10
Sub Total	285,221,255	570,442,510	-	570,442,510
New Issue / Offer of ordinary shares	No. of Shares	Face Value per Share (PKR)	Premium per Share (PKR)	Total Value at Par (PKR)
Allocation to institutions / High Net worth individual investors through Book Building process at Strike Price	37,171,645	2.00	10.00	74,343,290
General Public Portion	15,930,705	2.00	10.00	31,861,410
Sub-Total	53,102,350	2.00	10.00	106,204,700

Paid Up Capital Post IPO		Face Value per Share (PKR)	Premium (PKR)	Total at par value (PKR)
Total Paid Up Capital Post IPO	335,221,255	2.00	531,023,500	670,442,510

3A (II) SHARES OF SPONSORS TO BE RETAINED & KEPT IN BLOCKED FORM AS PER REGULATION 5 OF PO REGULATIONS

Shares held by Sponsors	Particular	No. of Shares	Face Value (PKR)	Total Value (PKR)	% Post IPO Paid-Up Capital
Shabana Muhemmed Shahid	Sponsor	42,831,105	2	85,662,210	12.78%
Muhemmed Shahid Zaman	Sponsor / Director	38,964,550	2	77,929,100	11.62%
Air Marshal (R) Aurangzeb Khan	Sponsor / Director	38,543,570	2	77,087,140	11.50%
Shehla Aurangzeb	Sponsor	38,524,505	2	77,049,010	11.49%
Muhammad Aftab Khan	Sponsor	9,119,665	2	18,239,330	2.72%
Farah Khan	Sponsor	9,119,665	2	18,239,330	2.72%
Nosheen Usman Rabbani	Sponsor	6,746,055	2	13,492,110	2.01%
Jahanzeb Khan	Sponsor	3,768,630	2	7,537,260	1.12%
Muhammad Alamgir Khan	Sponsor	2,456,895	2	4,913,790	0.73%
Total		190,075,640		380,149,280	56.70%

Note:

- As per regulation 5(1) of the PO Regulations, the Sponsors of the Company shall retain their entire shareholding in the Company (i.e. 56.70% shares) for a period of not less than twelve months from the last date for public subscription;
- As per regulation 5(2) of the PO Regulations, the Sponsors of the Company shall retain not less than twenty-five percent of the Post Issue / Offer Paid-Up Capital of the Company for not less than three financial years from the last date for the public subscription;
- As per regulation 5(3) of the PO Regulations, the shares of the Sponsors mentioned at (1) and (2) above shall be kept unencumbered in a blocked account with the CDC;
- As per regulation 5(4) of the PO Regulations, subject to compliance with sub-regulation 1 and 2 of Regulation 5, and with the prior approval of the securities exchange, the Sponsors of the Company may sell their shareholding through block-sale to any other person who shall be deemed Sponsor for the purposes of the PO Regulations.

3A (III) PRESENT ISSUE / OFFER

The Issue / Offer comprises 53,102,350 Ordinary Shares of Face Value of PKR 2.00/- each, which constitutes 15.84% of the total Post-IPO Paid Up Capital of the Company. The IPO would be conducted through 70% book building method and the strike price would be determined based on the same. The Book Building portion of the Issue / Offer comprises of 37,171,645 ordinary shares (70% of the total Issue / Offer) at a Floor Price of PKR 12.00/- (including premium of PKR 10.00/-per share). General Public portion of the Issue / Offer comprises of 15,930,705 ordinary shares (30% of the total Issue / Offer) at the Strike Price. The General Public portion will be fully underwritten. The Underwriters will be appointed upon determination of strike price and subsequently published in the supplement to the Prospectus / Offer for Sale Document.

3A (IV) RELATED EMPLOYEES OF THE COMPANY (WAHDAT)

Wahdat Poultry Farm Limited		
Sr. No.	Name	Designation
1	Air Marshal Aurangzeb Khan (retd)	Chief Executive Officer
2	Muhammad Hammad Khan	Executive Director
3	Atif Shiraz	Chief Financial Officer
4	Arsalan Shirazi	Company Secretary

3A (V) SHARES ISSUED IN PRECEDING YEARS

Share Capital & Allotment History					
Date	Event	Issued Capital	Shareholder Name	Pre-Split No. of Shares	Post Split No. of Shares
7-Feb-19	Incorporation	200,000	Muhammad Shahid Zaman	4,454	22,270
			Shabana Muhammad Zaman	4,376	21,880
			Aurangzeb Khan	3,938	19,690
			Shehla Aurangzeb	3,936	19,680
			Jahanzeb Khan	362	1,810
			Muhammad Aftab Khan	876	4,380
			Farah Khan	876	4,380
			Muhammad Alamgir Khan	236	1,180
			Naveed Ali Khan	298	1,490
			Nosheen Usman Rabbani	648	3,240
Total				20,000	100,000
24-Dec-19	Allotment of Shares (By way of right)	416,223,030	Aurangzeb Khan	8,195,431	40,979,735
			Muhammad Shahid Zaman	9,269,287	46,346,045
			Shabana Muhammad Shahid	9,106,960	45,532,610
			Shehla Aurangzeb	8,191,269	40,956,345
			Jahanzeb Khan	753,364	3,766,820
			Muhammad Aftab Khan	1,823,057	9,115,285
			Farah Khan	1,823,057	9,115,285
			Muhammad Alamgir Khan	491,143	2,455,715
			Naveed Ali Khan	620,172	3,100,860
			Nosheen Usman Rabbani	1,348,563	6,742,815
Total				41,622,303	208,111,515
10-Jan-20	Allotment of Shares	123,831,650	Karandaz Pakistan	12,383,165	61,915,825
24-Mar-20	Allotment of Shares (By way of right)	30,187,830	Karandaz Pakistan	3,018,783	15,093,915
Total				15,401,948	77,009,740
18-Aug-20	Transfer of Shares from Sponsors		Aurangzeb Khan	(491,070)	(2,455,350)
			Muhammad Shahid Zaman	(554,753)	(2,773,765)
			Shabana Muhammad Shahid	(544,677)	(2,723,385)
			Shehla Aurangzeb	(490,304)	(2,451,520)
			Shakeel Younus	646,882	3,234,410
			Ali Anwar	646,882	3,234,410

			Amina Anwar	140,158	700,790
			Shahid Younus	646,882	3,234,410
Total				-	-
14-May-22	Transfer of Shares from Sponsors		Muhammad Shahid Zaman	(926,000)	(4,630,000)
			Irum Salik	926,000	4,630,000
Total				-	
1-Oct-23	Transfer of Shares from Sponsors		Aurangzeb Khan	(100)	(500)
			Muhammad Hammad Khan	100	500
Total				-	
18-Oct-25	Transfer of Shares from Sponsors		Aurangzeb Khan	(1)	(5)
			Tafweez Ul Vakeel	1	5
Total				-	
24-Feb-26	Transfer of Shares from Sponsors		Muhammad Hammad Khan	(1)	(5)
			Abdul Rehman Warraich	1	5
Total				-	
Current Status		570,242,510		57,024,251	285,221,255

3A (VI) EMPLOYEE STOCK OPTION SCHEME

There is no Employee Stock Option Scheme.

3A (VII) RELATED EMPLOYEES OF THE LEAD MANAGER

Topline Securities Limited		
Sr. No.	Name	Designation
1	Mohammad Sohail	Chief Executive Officer
2	Muhammad Nadeem	Head of Corporate Finance & Advisory
3	Syeda Sharmeen Ahmed	Vice President Corporate Finance & Advisory
4	Zirar Khalid Khan	Senior Associate Corporate Finance & Advisory
5	Abdul Hafeez	Senior Associate Corporate Finance & Advisory
6	Abdullah Bhiriya	Associate Corporate Finance & Advisory

Note:

- As per regulation 7(9) of the PO Regulations, the associates of the Consultant to the Issue / Offer to the Issue / Offer shall not in aggregate make Bids in excess of ten (10%) percent of the shares offered through Book Building. Provided that sub-regulation (9) shall not apply to such associates of the Consultant to the Issue / Offer that are Financial Institutions, Mutual Funds and Insurance Companies.
- As required under No. 7(8), the associates of the issuer as disclosed in the prospectus shall not in aggregate make bids in excess of ten percent of the shares offered through Book Building

UNDERTAKING OF THE SPONSORS OF THE ISSUER REGARDING IPO UTILIZATION

E-STAMP (Islamabad Capital Territory)

ICT-2729632040008800
 FSC-101230003389955588
 Rs.100/-
 One Hundred Rupees Only

Purpose	: AFFIDAVIT - 4
Applicant	: NWS A1 (N101-67052-5)
Representative From	: WAHDAT POULTRY FARM (PRIVATE) LIMITED, WAF
Address	: ISLAMABAD
Issue Date	: 27 Feb 2026, 01:52:53 PM
Expiry On/Validity	: 24 Mar 2026
Pass Through Channel	: 30X260041CS48C
Issuer	: AFFIDAVIT / URGENTAKING


Fakreez Stock Exchange Issuer
 Exchange Building Stock
 Exchange Road Karachi -
 74000, Pakistan

UNDERTAKING

We, (1) Muhammad Sharif Zaman holding CNIC No. 61101 3000736-1, resident of Mirzapur Service Road house No. 258-B, Sector F-11/2, Islamabad (2) Shabana Muhsenah Shuja holding CNIC No. 61101 826228-2, resident of Margalla Service Road House No. 239-B, Sector F-11/2, Islamabad, (3) Ayazgani Khan holding CNIC 37101-568716-9 resident of House No. 348 Street No. 73, Sector F-11/2 Islamabad, (4) Sheikh Aunzeb holding CNIC 47201-298337-4 resident of House No. 244 Street No. 23, Sector F-11/2 Islamabad, (5) Jamshed Khan holding CNIC 47201-721809-1, resident of House No. 5, 151 Street No. 3 Ankar 4 Rashid Mirza Road, Karachi, (6) Muhammad Shuja Khan holding CNIC 47201 985838-3 resident of House No. 5A7 Block D-Safar-e-Town, Sangolvi (7) Nadeem Usman Khatib holding CNIC 35201-248787-0 resident at House No. 71-A Street No. 16, Canttary Ground Extension, Lahore Cantt, Lahore (8) Naved Al Khan holding CNIC 42201-2278620-9 resident of Sindh Promenade Plot No. 410 Block No. 9, Clifton, Karachi (9) Farah Khan holding CNIC 61201-761386-0 resident of House 525 GF, Street 82, F-11/2, Islamabad (10) Muhammad Afzal Khan holding CNIC 61201-7084148-7 resident of House 329 GF, Street 82, F-11/2 Islamabad being sponsors of Wahdat Poultry Farm Limited, do hereby make an solemn affirmation as under:

- (1) That Muhammad Sharif Zaman, Shabana Muhsenah Shuja, Ayazgani Khan, Sheikh Aunzeb, Jamshed Khan, Muhammad Afzal Khan, Nadeem Usman Khatib, Naved Al Khan, Farah Khan and Muhammad Afzal Khan are the sponsors and majority shareholders of Wahdat Poultry Farm Limited holding 67.03%.
- (2) That the proceeds from the new issue of Shares of Wahdat Poultry Farm Limited shall be utilized for the purpose intended in the Prospectus/Offer for Sale Document.

credibility for being sponsor of the company.



Muhammad Shahid Khan
Sponsor / Any position in Company (if any)
Wahdat Poultry Farm Limited



Shafiq Muhammad Shafiq
Sponsor / Any position in Company (if any)
Wahdat Poultry Farm Limited



Aurangzeb Khan
Sponsor / Any position in Company (if any)
Wahdat Poultry Farm Limited




Shafiq Aurangzeb
Sponsor / Any position in Company (if any)
Wahdat Poultry Farm Limited



Muhammad Asghar Khan
Sponsor / Any position in Company (if any)
Wahdat Poultry Farm Limited



Jalilurrah Khan
Sponsor / Any position in Company (if any)
Wahdat Poultry Farm Limited



Nadeem Umar Farooq
Sponsor / Any position in Company (if any)
Wahdat Poultry Farm Limited



Fareed Ali Khan
Sponsor / Any position in Company (if any)
Wahdat Poultry Farm Limited



Muhammad Atiq Khan
Sponsor / Any position in Company (if any)
Wahdat Poultry Farm Limited



Farah Khan
Sponsor / Any position in Company (if any)
Wahdat Poultry Farm Limited

4. PRINCIPAL PURPOSE OF THE ISSUE / OFFER AND FUNDING ARRANGEMENTS

4.1. PRINCIPAL PURPOSE OF THE ISSUE / OFFER

The principal purpose of this Issue is to finance capacity expansion through a capital-efficient model, meet incremental working capital requirements, and diversify into high-value segments via a new pasteurized egg production unit. The Board of Directors believes this strategic allocation will enhance Wahdat's market presence, strengthen operational resilience, and drive sustainable growth.

THE INTENDED UTILIZATION OF PROCEEDS IS AS FOLLOWS:

1. ESTABLISHMENT OF A NEW PASTEURIZATION PLANT | PKR 270 MILLION

Wahdat will utilize a portion of the proceeds to establish a state-of-the-art pasteurization facility in Bhalwal Industrial Estate*. This includes the procurement and installation of specialized pasteurization equipment, auxiliary machinery, utilities, and associated civil works.

- Strategic Objective: Formal entry into the high-margin, value-added liquid and processed egg segment.
- Benefits: This facility will enhance food safety, significantly extend product shelf life, and cater to the specialized requirements of institutional (B2B), retail (B2C), and international export markets.

*This refers to the same land mentioned in the table under section 4.3.1. Pasteurization Plant referred to as Bhalwal Industrial Estate, 1 Acre

2. SCALING PRODUCTION VIA STRATEGIC REARING | PKR 180 MILLION

The Company intends to rear and manage an additional flock of approximately 100,000 birds to meet rising market demand.

- Asset-Light Model: To maximize capital efficiency, this flock will likely be reared in a leased facility, allowing for rapid scaling without the immediate heavy capital expenditure of building new sheds.
- Flexibility: While utilizing rented infrastructure for speed-to-market, the Company remains open to acquiring or developing its own facilities should the opportunity arise before the rearing cycle is complete.

3. WORKING CAPITAL & WAHDAT QUALITY ASSURED PROCUREMENT MODEL | PKR 150 MILLION

The remaining proceeds will be allocated toward the Wahdat Quality Assured Procurement Model and incremental working capital requirements.

- Operational Continuity: Additional working capital is essential to support and maintain the expanded inventory of raw materials (feed and packaging) and finished eggs. Furthermore, these funds will provide the liquidity necessary to absorb the increase in accounts receivable resulting from higher sales volumes across retail and institutional channels.
- Growth Support: This allocation ensures uninterrupted operations and maintains adequate liquidity during the execution of the Company's nationwide expansion and increased production cycles.

Under the Company's Wahdat Quality Assured Procurement Model, Wahdat enters into annual agreements with farmers who agree to operate their farms in accordance with standards prescribed by the Company, with farm owner retaining ownership of birds and taking on responsibility for capex, operational expense. These standards relate to feed management, operational management of the farm, and egg quality requirements.

Feed being the primary determinant of egg quality, farmers are required to procure and use feed produced by the Company. In addition, Wahdat retains the right of access to the farms on a 24-hour basis in order to monitor compliance with its prescribed standards and practices. This oversight includes supervision of feed usage, operational practices, disease control measures, supply of medicines, and maintenance of cleanliness and hygiene standards.

Eggs produced under this arrangement are subject to quality assessment by the Company. Where the eggs meet Wahdat’s prescribed standards, they are procured by the Company and marketed under the Farm Fresh Classic brand.

The gross margin under the Wahdat Quality Assured Procurement Model is lower compared to in-house production, with outsourced production generating a gross margin of approximately 25%, compared to approximately 29% for in-house production. However, the Wahdat Quality Assured Procurement Model offers several advantages. It eliminates the need for capital expenditure of approximately PKR 200–250 million required for establishing new production capacity and avoids rearing costs of approximately PKR 180 million associated with maintaining flocks. Additionally, the model carries relatively lower operational risk, as the Company retains the flexibility to exit or discontinue arrangements with partner farms more easily in the event of operational issues.

The company plans to onboard up to two sheds (100,000 birds each) by 2027. This will comprise of 22.8% of sales (excluding eggs required for pasteurization)

In case the farm decides to exit a notice period of one month is provided. Wahdat will also maintain a list of prospective farmers who can be onboarded quickly and ensure no lapse in supply, negating the termination risk for Wahdat.

4.1. SUMMARY OF PROPOSED UTILIZATION OF PROCEEDS

Purpose	Amount (PKR million) at Floor Price PKR 12.0/-
Establishment of New Pasteurization Plant	270
Rearing of additional flock	180
Working Capital – For Wahdat Quality Assured Procurement Model	150
Total	600

4.2. SOURCE OF FUNDING

Mode of Financing	Value (PKR)	Contribution
IPO Proceeds	600,000,000	100%

4.3. UTILIZATION OF IPO PROCEEDS

4.3.1. PASTEURIZATION PLANT

The company plans to buy and operationalize a liquid egg pasteurization unit. The cost breakup of the unit is as under:

S.No.	Item	Cost	Status	Country of origin	Vendor	Expected Order placement date	Expected date of receiving	Age of machines (Refurbished)	Remaining Life
Egg Processing Plant and allied equipment									
1	Pasteurization Equipment with parts and accessories including Homogenizer	16,780,000	Refurbished	Sweden	SS Equipment Company	May-26	Sep-26	3 -4Years	18 Years
2	Egg Breaking Machine with parts and accessories	58,480,000	New	China	Aylazco International	Jun-26	Sep-26		15+ Years
3	Egg Washing Machine with parts and accessories	53,140,000	New	China	Aylazco International	Jun-26	Sep-26		15+ Years
4	CIP Automated System	2,800,000	New	Pakistan	SS Equipment Company	May-26	Sep-26		15+ Years

5	PHE – Single Stage	3,800,000	Refurbished	Italy	SS Equipment Company	May-26	Sep-26	3 -4Years	15+ Years
6	Stainless Steel Tanks 4000 liters each (Four) & Accessories	4,500,000	New	Pakistan	SS Equipment Company	Jun-26	Sep-26		15+ Years
7	Pouch/Bag Packing Machines	3,600,000	New	Pakistan	Raheel Engineer	Jun-26	Sep-26		15+ Years
8	Chill Water System	4,300,000	Refurbished	Italy	SS Equipment Company	May-26	Sep-26	3 -4Years	15+ Years
9	Boiler 1½ Ton	3,200,000	New	Pakistan	SS Equipment Company	May-26	Sep-26		15+ Years
10	Two 40 Feet Reefers with IQF	17,500,000	Refurbished	European	SS Equipment Company	May-26	Sep-26	3 -4Years	15+ Years
11	Cold Store 20' x 20' Free ON	5,500,000	New	Pakistan	KoldKraft Refrigeration Pvt. Ltd	May-26	Sep-26		15+ Years
12	Motors, Accessories, SS & MS Fittings	2,400,000	New	Various	SS Equipment Company	Apr-26	Sep-26		15+ Years
13	Electric / Water Supply with RQF Plant	10,000,000	Refurbished	Italy	SS Equipment Company	Mar-26	Sep-26	3 -4Years	15+ Years
14	Installation Cost	1,000,000	-	-	SS Equipment Company	Apr-26	Sep-26		
15	Lab Equipment	3,000,000	New	Various	Prime Chemical	May-26	Sep-26		15+ Years
	Sub Total (Machines)	190,000,000							

S.No.	Item	Cost	Status	Country	Vendor
CIVIL Works					
16	Area 17,360 Sq. Feet	55,000,000	-	Pakistan	Nouman Builders
LAND					
17	Bhalwal Industrial Estate, 1 Acre ²⁷	25,000,000	Local	Pakistan	-

Based on the implementation plan in Table 4.5, orders for the pasteurization unit and other equipment will be placed in Q1 FY 2027 and Q2 FY 2027 respectively, with supply and installation scheduled for Q2 FY 2027, leading to operationalization by the end of that quarter. The plant will have a capacity of 2,000 liters per day, with an expected payback period of approximately 3.4 years. Raw material sourcing will comprise 76,253 patties, also Pasteurized Sales Contribution is Around 13% of total Sale FY 27 while the potential customer pipeline includes Unilever, English Biscuit Manufacturers (EBM), Continental Biscuits, Tehzeeb Bakers, and McDonald's etc.

4.3.2. REARING OF ADDITIONAL FLOCK – INCLUDING PURCHASE OF CHICKS AND REARING EXPENSES:

The company plans to rear an additional flock. The cost associated for rearing additional flock are as follows:

* Expected Start Date of Rearing: May 2026

* Expected End Date of Rearing: November 2026.

S.No.	Item	%	Cost	Basis of Estimation	Vendor
1	Feed Cost	75%	135,000,000	Based on recent rearing done by the company	Various

²⁷ A Letter of Intent of purchase and quotation has been shared with Punjab Industrial Estates Development and Management Company however no agreement has been made yet nor the plot has been identified yet

2	Rental cost of rearing shed	2%	3,000,000	Based on recent rearing done by the company	Various
3	Other Costs including day old chicks, medicines, vaccines and Misc. Costs	23%	42,000,000	Based on recent rearing done by the company	Various
	TOTAL		180,000,000		

Wahdat has shortlisted following farms in Sargodha:

Malik Brother Egg Farm – Chak 54 (NB) Sargodha

Egg Land – Chak 76(S) Baghtanwala Sargodha

The Company will retain operational control of this farm, including bird placement and management, while infrastructure will be provided by the vendors. Birds will be reared at these locations during the rearing cycle and will subsequently be transferred to rented production farms to support increased output. Accordingly, overall production capacity is planned to be enhanced through this model.

4.3.3. WORKING CAPITAL – FOR WAHDAT QUALITY ASSURED PROCUREMENT ARRANGEMENT AND ADDITIONAL CAPACITY

The company also plans to expand its Wahdat Quality Assured Procurement Model arrangements to procure eggs from farms that agree to follow the company's guidelines. The cost associate with this arrangement is in the form of working capital. Please note that the company shall also need working capital associated with the additional flock that is planned to be reared with the IPO proceeds. Following is the working of the working capital requirements.

	Item	%	Estimated Cost (PKR)	Basis of Estimation	Name of Vendor / Customer
1	Additional Inventory	66%	100,000,000	This represents the cost of additional raw material inventory for feed. The estimate is based on the company's experience. (Feed requirement for additional flock per day x No. of days of inventory)	Various Vendors
2	Additional Receivables	33%	50,000,000	This represents the additional receivables (net of payables). The estimate is based on the company's experience. (Feed requirement for additional flock per day X No. of days of inventory)	Various Customers
	Total		150,000,000		

Source: Company Management

Under the Wahdat Quality-Assured Procurement Model, the purchase price policy is typically structured to ensure both supply reliability and quality consistency, while remaining aligned with prevailing market conditions. A concise policy description can be framed as follows:

Wahdat Farms procures eggs from approved partner farms at prices linked to the prevailing market rates, primarily benchmarked against regional wholesale egg prices. The final purchase price may be adjusted based on predefined quality parameters such as egg size, shell integrity, cleanliness, and compliance with biosecurity standards.

In certain cases, Wahdat may offer slight premiums to suppliers who consistently meet or exceed its quality and health standards, ensuring a stable and high-quality supply chain. Conversely, any deviations from specified standards may result in price deductions or rejection of supply.

This flexible pricing approach allows Wahdat to remain competitive in the market while incentivizing partner farms to maintain strict quality compliance.

4.4. CURRENT BUSINESS EXPANSION

4.4. EXPANSION IN BIRDS:

The table below outlines the Company's projected growth in average birds over the period from FY 24-25 to FY 27-28. This expansion strategy is underpinned by a dual-pronged approach: increasing capacity through Own Sheds, which reflects direct capital investment in infrastructure, and scaling up the Wahdat Quality Assured Procurement Model, a capital-light strategy designed to rapidly expand production through third-party partnerships. Total average bird capacity is projected to grow from 350,876 in FY 24-25 to 606,017 by FY 27-28. This strategic mix of owned assets and partnerships ensures operational flexibility, risk mitigation, and positions the Company to capture increasing market demand efficiently.

Birds - Avg	FY 24-25	FY 25-26	FY 26-27	FY 27-28
Own Sheds	299,654	315,055	408,674	430,574
Wahdat Quality Assured Procurement Model	51,222	53,235	125,241	175,443
Total	350,876	368,290	533,915	606,017

4.5. EXPANSION IN EGGS:

The table below presents the Company's projected egg production volumes over the period from FY 24-25 to FY 27-28. Production is categorized into two streams: Produced, representing eggs from Company-owned sheds, and Wahdat Quality Assured Procurement Model, representing eggs sourced through third-party partnerships under the Wahdat Quality Assured Procurement Model. Total egg production is projected to increase from 304,616 in FY 24-25 to 491,671 by FY 27-28, driven by expanded capacity and strategic partnerships. This growth trajectory ensures a stable and diversified supply chain to meet rising market demand.

Eggs Detail	FY 24-25	FY 25-26	FY 26-27	FY 27-28
Produced	242,720	261,496	351,460	353,071
Wahdat Quality Assured Procurement Model	39,953	43,120	103,950	138,600
Total	304,616	455,410	491,671	491,671

4.6. EXPANSION INTO PASTEURIZATION EGGS:

The Company is strategically positioning itself in the high-growth value-added egg segment through significant expansion into pasteurization capabilities. As outlined in the table below, pasteurization egg production is projected to begin from 1.4 million liters in FY 26-27 to 2.6 million liters by FY 27-28. This expansion aligns with the growing demand for safe, shelf-stable liquid egg products in the food processing, hospitality, and institutional sectors. The investment in pasteurization technology not only diversifies revenue streams but also enhances margins, reduces wastage, and caters to evolving consumer preferences for convenience and food safety.

Pasteurization Eggs:	FY 24-25	FY 25-26	FY 26-27	FY 27-28
Pasteurization Eggs (In Liters)	-	-	1,400,000	2,579,500

4.7. RATIONALE FOR EXPANSION

1) ADDRESSING THE CURRENT SUPPLY-DEMAND DEFICIT

Wahdat is currently experiencing a significant demand surge for its "Farm Fresh" product line. At present, Company's production facilities are operating at maximum capacity, yet we are unable to satisfy the baseline requirements of the existing partner network. A substantial portion of daily retail demand remains unfulfilled, representing immediate "low-hanging fruit" for revenue growth. The primary constraint to scaling is not market appetite, but current production volume.

2) UNTAPPED RETAIL FOOTPRINT & GEOGRAPHIC EXPANSION

Beyond the immediate supply deficit, there is a substantial opportunity for both geographic and numerical expansion. Wahdat currently services approximately 1,500 retail outlets, representing only a fraction of its identified nationwide high-conversion retail potential. With the planned increase in production capacity, the Company is well positioned to significantly expand its physical availability and further strengthen its standing as a dominant player in the branded egg segment.

3) STRATEGIC DIVERSIFICATION: THE B2B & VALUE-ADDED PLAY

To future-proof the business and capture higher margins, Wahdat is pivoting toward the Value-Added & Industrial (B2B) segments. This transition from a primary producer to a diversified food-tech entity involves two key pillars:

4) CAPTURING THE LIQUID EGG MARKET

There is currently a market gap of high-quality liquid eggs in the Pakistani market that can be acquired. Wahdat is strongly positioned to capture this demand due to its in-house availability of premium eggs and its strategic location within the Punjab egg cluster, ensuring a steady and cost-effective supply chain. Furthermore, Wahdat's senior management brings specialized technical expertise, having successfully managed milk pasteurization units in the past, ensuring a seamless operational transition.

5) LEVERAGING INSTITUTIONAL RELATIONSHIPS

The Company maintains a strong legacy and deep-rooted relationships with the FMCG industry, having previously supplied shell eggs to some of the largest global and local brands. This established trust provides a ready-made market for pasteurized products.

6) VERTICAL INTEGRATION INTO FMCG

This facility serves as a strategic launchpad for high-margin downstream consumer products. By controlling the core raw material, liquid eggs, Wahdat can seamlessly enter the Mayonnaise, Specialized Dressings, and Egg-based Sauces markets. This allows the Company to capture additional value along the supply chain, transitioning from a commodity-linked supplier to a diversified Fast-Moving Consumer Goods (FMCG) brand with superior pricing power.

4.8. IMPLEMENTATION PLAN

1) PASTEURIZATION PLANT

Implementation Plan	
Description	Expected completion timeline (Calendar Year)
Acquisition of Land	Q4 FY 2026
Construction of Building	Q2 FY 2027
Purchase of Pasteurization Unit	Q1 FY 2027
Purchase of other equipment	Q2 FY 2027
Installation of equipment	Q2 FY 2027
Operationalization of Pasteurization Unit	Q2 FY 2027

2) REARING OF FLOCK

Implementation Plan	
Description	Expected completion timeline (Calendar Year)
Purchase of Birds	Q4 FY 2026
Rearing of bird	Q2 FY 2027
Moving to layer shed	Q2 FY 2027
Start of Egg Laying	Q2 FY 2027

4.9. UTILIZATION OF EXCESS IPO FUNDS, IN CASE THE STRIKE PRICE IS DETERMINED ABOVE THE FLOOR PRICE

Any excessive funds raised, in case the Strike Price is determined above the Floor Price, would be utilized to pay off Karandaaz debt, finance import of soyabean to reduce costs and fund the internal working capital requirement of Wahdat's existing business.

Funds raised in IPO through fresh capital, based on scenarios where the strike price is set above the floor price						
	Floor Price	Strike Price (PKR Per Share)				
		Up to 10%	>10% Up to 20%	>20% Up to 30%	>30% Up to 40%	>40% Up to 50%
	PKR 12.0/-	PKR 13.2/-	PKR 14.4/-	PKR 15.6/-	PKR 16.8/-	PKR 18.0/-
Total Amount Raised (fresh capital)	Rs. 600 Mn	Rs. 660 Mn	Rs. 720 Mn	Rs. 780 Mn	Rs. 840 Mn	Rs. 900 Mn

4.10. PROPOSED UTILIZATION OF EXCESS PROCEEDS - WORKING CAPITAL FOCUS

In the event that the Issue generates proceeds in excess of the primary targets, the Board of Directors has established a strategic framework to deploy these funds into areas that maximize financial resilience and operational efficiency.

THE EXCESS CAPITAL WILL BE UTILIZED FOR THE FOLLOWING CORE PURPOSES:

1) DELEVERAGING & DEBT OPTIMIZATION (KARANDAAS PAKISTAN):

An amount of PKR 50,539,290/- is currently payable by Wahdat to Karandaaz Pakistan. The Excess proceeds will primarily be utilized to settle this outstanding obligation. By reducing these liabilities, Wahdat will lower its periodic financial charges, improve its debt-to-equity ratio, and enhance the overall health of its balance sheet. This deleveraging strategy is designed to increase net profitability and provide greater flexibility for future corporate actions.

Wahdat has availed a financing facility of PKR 50,000,000 from Karandaaz Pakistan on 31st March, 2021 for a tenor of five (5) years at an interest of 3-month KIBOR plus 2% p.a., payable monthly. Following 1st amendment on 1st July 2023,

the interest rate has been reduced from 3M KIBOR + 2% Per Annum to 3M KIBOR + 0.5% Per Annum. Following 2nd amendment on 30th September, 2023, the facility tenure is now thirty (30) months from the date of 2nd amendment. Additionally, interest accrued and unpaid amounting to Rs. 8,143,679 until 30th September 2023 i.e., date of 2nd amendment has been added back into the outstanding principal amount which is currently standing at PKR 50,539,290. There are no termination / early repayment charges.

2) STRENGTHENING WORKING CAPITAL RESILIENCE

Excess funds will be deployed to optimize the Company's liquidity buffer, ensuring the smooth management of increased operational cycles. This includes supporting the higher cash flow requirements of an expanded fleet, larger packaging inventories, and the administrative costs associated with scaling the Wahdat Quality Assured Procurement Model.

The additional proceeds allocated toward working capital are intended to be used for raw material purchases, including poultry feed (corn, maize), potassium carbonate, and medicines, to manage price volatility - meaning unexpected fluctuations in market prices due to seasonal changes and ensure uninterrupted production cycles.

3) STRATEGIC PROCUREMENT OF KEY RAW MATERIALS (SOYBEAN IMPORTS):

Soybean is a critical, high-value component of poultry feed, often subject to global price volatility and currency fluctuations.

Bulk Procurement: Excess proceeds will allow the Company to execute bulk import orders of soybean, securing favorable pricing and protecting against sudden market spikes.

Supply Chain Security: By financing direct imports, Wahdat can ensure a consistent supply of high-protein feed components, mitigating the risks of local shortages and ensuring the nutritional consistency required for peak layer productivity.

Utilization of excess IPO funds, based on scenarios where the strike price is set above the floor price					
Item	Up to 10%	>10% Up to 20%	>20% Up to 30%	>30% Up to 40%	>40% Up to 50%
Strike Price (PKR Per Share)	PKR 13.2/-	PKR 14.4/-	PKR 15.6/-	PKR 16.8/-	PKR 18.0/-
Karandaaz Debt	Rs. 50 Mn	Rs. 50 Mn	Rs. 50 Mn	Rs. 50 Mn	Rs. 50 Mn
Working Capital	Rs. 10 Mn	Rs. 50 Mn	Rs. 50 Mn	Rs. 90 Mn	Rs. 110 Mn
Soybean Import		Rs. 20 Mn	Rs. 80 Mn	Rs. 100 Mn	Rs. 140 Mn
Total	Rs. 60 Mn	Rs. 120 Mn	Rs. 180 Mn	Rs. 240 Mn	Rs. 300 Mn

Source: Company Management

4.11. UNDERTAKING ON REPORTING OF UTILIZATION OF PROCEEDS

As per clause (i) and (ii) of regulation 16 of the PO Regulations, the Company shall:

1. Report detailed break-up of the utilization of the proceeds of the Issue / Offer in its post Issue / Offer quarterly / half-yearly and annual accounts; till the fulfillment of the commitments mentioned in the Prospectus / Offer for Sale Document, and;
2. Submit a half yearly progress report and annual progress report reviewed by the auditor providing the status of the commitments mentioned in the Prospectus / Offer for Sale Document to PSX till the fulfillment of the commitments mentioned in the Prospectus / Offer for Sale Document as per the format given in regulation 16 of the PO Regulations.
3. Submit a final report reviewed by the auditor after the fulfillment of the commitments given in the Prospectus / Offer for Sale Document.

4 (AI) POST-ISSUE / OFFER MATTERS (REPORTING AND EXIT OPPORTUNITY)

4(AI) (I) POST-ISSUANCE REPORTING REQUIREMENTS

Pursuant to Regulation 16 of the Public Offering Regulations, 2017, as amended from time to time, the Issuer shall, upon completion of the public offering of securities, be required to:

1. Report the detailed break-up of the utilization of proceeds of the Issue / Offer in its post-Issue / Offer quarterly, half-yearly and annual accounts until the fulfilment of the commitments set out in this Prospectus / Offer for Sale Document;
2. Submit to the Securities Exchange:
 - A half-yearly progress report; and
 - An annual progress report reviewed by the Auditor,
 - Stating the implementation status of the project/commitments disclosed in this Prospectus / Offer for Sale Document, reasons for any delays, and the detailed break-up of the utilization of proceeds;
3. Upon fulfilment of all commitments disclosed in this Prospectus / Offer for Sale Document, submit a final report reviewed by the Auditor;
4. Respond to observations issued by the Securities Exchange on the utilization of proceeds and project implementation, and disclose such observations along with the Issuer's responses on the Issuer's website and disseminate the same to investors within fifteen (15) working days; and

4(AI) (II) EXIT OPPORTUNITY MECHANISM

In accordance with Regulation 16(a) of the Public Offering Regulations, 2017, the Issuer shall not, at any time, change the principal purpose of the Issue / Offer as disclosed in this Prospectus / Offer for Sale Document.

4.12. IN EXCEPTIONAL CIRCUMSTANCES, THE ISSUER MAY CHANGE THE PRINCIPAL PURPOSE OF THE ISSUE / OFFER SUBJECT TO:

1. the passing of a special resolution in terms of the Companies Act, 2017; and
2. the Sponsors of the Issuer providing an exit opportunity to dissenting shareholders who do not agree to the change in the principal purpose of the Issue / Offer.

An exit opportunity shall also be provided where the principal purpose of the Issue / Offer has been undertaken but funds have subsequently been diverted to other purposes, resulting in non-completion of the principal purpose of the Issue / Offer in a timely manner as disclosed in this Prospectus / Offer for Sale Document.

4.13. THE EXIT OFFER MECHANISM SHALL BE AS FOLLOWS:

- Notice of an Extraordinary General Meeting ("EOGM") together with a draft special resolution shall be circulated in accordance with the Companies Act, 2017;
- Subject to approval of the special resolution, dissenting shareholders who have notified their dissent to the Company Secretary, with intimation to the Pakistan Stock Exchange, shall be entitled to exit at a price per share offered by the Sponsors of the Issuer, which shall be the highest of:
 - I. the intrinsic value based on the latest available audited accounts;
 - II. the weighted average closing price of the shares during the preceding six (6) months; or
 - III. the IPO offer price; and

The Sponsors of the Issuer shall execute the exit offer within thirty (30) days from the date of passing of the special resolution.

4 (A) VALUATION SECTION

The Issue / Offer is being offered at a Floor Price of PKR 12.00/- per share. The Lead Managers have reviewed the business performance of the Company and in their opinion, the Floor Price of PKR 12.00/- per share is justified based on:

DISCOUNTED CASHFLOW VALUATION METHOD (FREE CASHFLOW TO EQUITY)

DISCLAIMER:

The offer price/floor price and price band are set by the Issuer and Consultant to the Issue using appropriate valuation models, and that the Commission and the Securities Exchange have neither assessed nor validated the pricing or the underlying valuation model. The Commission and the Securities Exchange do not assess, validate or endorse the price of a transaction, as pricing is purely a function of market forces; whereby minimum price is determined by the Consultant to the Issue/Issuer and final price is set by the investors.

VALUATION – FREE CASHFLOW TO EQUITY (FCFE)

Cost of Equity	
Risk-free Rate ²⁸	10.8%
Equity Risk Premium ²⁹	6.0%
Beta ³⁰	0.86
Cost of Equity ³¹	16.0%
Growth Rate ³²	3.5%

FCFE	2026F	2027F	2028F	2029F	2030F
Net Income	328	721	1,089	1,236	1,701
Depreciation	44	83	86	88	92
Capex	(270)	(16)	(16)	(16)	(16)
Working Capital	55	(611)	(311)	(521)	(529)
Change in Debt	19	(64)	(186)	(169)	(148)
FCFE	175	113	662	618	1,099
Discount Factor	0.95	0.82	0.71	0.61	0.53
FCFE PV	166	92	468	377	578
Terminal Value					9,120

Discounted Sum of PV	1,683
Discounted Terminal Value	4,801
Equity Value	6,484
Equity Value Per share*	19.36
No of Shares Post IPO	335,221,255

* Post IPO

Disclaimer: The financial performance and valuation of the Wahdat may differ from the projections presented herein, due to changes in macroeconomic conditions and other unforeseen factors. These projections are based on a range of assumptions, estimates, and judgments made by Wahdat at the time of preparation, and are subject to both known and unknown risks and uncertainties. Accordingly, actual financial outcomes may vary materially from the projections, and the plans and goals outlined may not be realized as expected. The Consultant to the Issue has relied on information provided by Wahdat. The Consultant to the Issue shall not be held responsible for any deviation between the projected and actual financial results. Prospective investors are advised to conduct their own analysis, investigation, and due diligence, and shall not solely rely on these financial projections when making any investment decisions.

²⁸ 5-year PIB cut off yield held on 06-February-2026

²⁹ Equity Risk Premium has been derived from the implied equity return over the past 20 years which has averaged approximately 6.00% above the average long-term Govt bond yield.

³⁰ The equity beta has been estimated by un-levering the betas of comparable companies as shown in peer comparison deriving the industry (Food and Personal Care Products Sector) beta.

³¹ Cost of Equity is calculated using the Capital Asset Pricing Model (CAPM)

³² A terminal growth rate of 3.5% is applied, supported by long-run historical Pakistan's real GDP growth

DIVIDEND DISCOUNT MODEL (DDM):

The Dividend Discount Model (DDM) has not been applied for the valuation of Wahdat as the Company is currently in a growth and expansion phase and intends to retain a substantial portion of its earnings to support such planned capacity expansion and operational growth. As a result, the expected dividend payout during the initial years is anticipated to remain limited and may not adequately reflect the Company’s valuation. Accordingly, the application of the DDM may not appropriately capture the intrinsic value of the Company at this stage. Therefore, the Discounted Cash Flow (DCF) methodology has been considered a more appropriate valuation approach.

4A (I) ESTABLISHED BRAND OF WAHDAT

Wahdat established over a decade ago is one of Pakistan’s leading integrated layer poultry businesses. Wahdat farms was the first to producer of additive free, nutrient rich, healthy eggs under the brand name “Farm fresh eggs”. All eggs by Wahdat are produced from hens fed with high quality feed, ingredient including; corn soybean, canola, and European food-grade supplements. It emphasizes that its eggs are antibiotic free, E.coli, Salmonella bacteria free. The company also conducts regular lab testing and obtains certifications to ensure that quality standards are met.

4A (II) ROBUST FINANCIAL AND OPERATIONAL PERFORMANCE

Over the course of five years from FY21 to FY25 Wahdat has shown a strong financial performance followed by sustained revenue growth and improving profit. During the period Net Revenue increase at a Compound Annual Growth Rate (CAGR) of 22.7% and reaching over PKR 2.79 billion in FY25. Consequently, this growth was accompanied by a substantial improvement in profitability, with Profit After Tax (PAT), rising from PKR 63.3 million (FY21) to PKR 241.8 million (FY25) representing a CAGR of 39.8%. The company’s operating profit also showed a significant improvement which rose from PKR 86m (FY21) to PKR 310m (FY25) reflecting a CAGR of 37.8%.

The company’s margin profile also improved meaningfully, the operating profit margin increased from 7% to 11.1% and the PAT margin rose from 5.1% to 8.7%, reflecting enhanced operating leverage and cost efficiencies. Improvement in profitability also lead to an increase in the shareholder returns of the company, with Return on Equity rising from 7% to 16% from FY21 to FY25, respectively, representing almost a 2x increase over the period.

Financial Highlights						
Particulars	FY21	FY22	FY23	FY24	FY25	CAGR
Net Revenue (PKR)	1,233,421,986	1,581,844,449	2,007,097,667	2,515,519,917	2,791,379,643	22.7%
Gross Profit (PKR)	289,699,912	286,609,810	358,018,734	588,736,186	678,943,870	23.7%
Operating Profit	86,039,436	38,838,892	45,734,633	229,594,923	310,491,212	37.8%
Profit after tax (PKR)	63,358,832	64,487,458	83,864,552	223,204,456	241,859,969	39.8%
Gross Profit Margin	23.5%	18.1%	17.8%	23.4%	24.3%	
Op Profit Margin (%)	7.0%	2.5%	2.3%	9.1%	11.1%	
PAT Margin (%)	5.1%	4.1%	4.2%	8.9%	8.7%	
Return on Equity	7%	7%	8%	17%	16%	

FY 2021 - FY 2025 Extracted from Audited financial statements of Wahdat

Particulars	1HYFY26
Net Revenue (PKR)	1,471,889,498
Gross Profit (PKR)	376,075,885
Operating Profit	180,016,012
Profit after tax (PKR)	163,047,438
Gross Profit Margin (%)	25.6%
Op Profit Margin (%)	12.2%
PAT Margin (%)	12.0%
Return on Equity	10%

Source Audited financial statements of Wahdat

4A (III) STRONG CUSTOMER BASE

Wahdat has established itself as a recognized brand in the branded egg market. The company has established relationships with several known retailers in the market including but not limited to; McDonald’s Pakistan, Imtiaz, Spar, D. Watson, Mc-Donald’s Middle East, Carrefour Etc.

Customer	Region	FY23	Sales Ratio FY23	FY24	Sales Ratio FY24	FY25	Sales Ratio FY25
Imtiaz Super Market	Pakistan	231,852,319	11.6%	320,770,422	12.8%	331,173,045	11.9%
D. Watson	Pakistan	66,975,546	3.3%	79,857,982	3.2%	72,662,705	2.6%
Carrefour	Pakistan	55,467,202	2.8%	64,410,386	2.6%	54,872,120	2.0%
Mohebi logistics (McDonalds - Middle East)	Qatar	38,513,125	1.9%	10,051,200	0.4%	16,716,000	0.6%
McDonalds - Pakistan	Pakistan	20,475,015	1.0%	13,667,435	0.5%	15,106,212	0.5%
SPAR Pakistan	Pakistan	13,242,976	0.7%	11,041,812	0.4%	8,294,700	0.3%



4A (IV) MODERN INFRASTRUCTURE

Wahdat’s business model works on modern automated layer farming, the company is equipped with the following state of the art automated sheds:

1. Big Dutchman Housing System - Big Dutchman (Germany)
2. Tecno Housing System - Tecno (Italy)

This equipment combined with others has allowed the company to expand its capacity of approximately 430,000 birds with the ability to produce around 400,000 eggs per day at peak productivity. These systems are automated and are integrated for feed distribution, manure removal, egg collection, and water supply.

4A (V) EXPORT POTENTIAL

Wahdat is listed on the McDonald’s Global vendor list allowing the company to make exports to McDonald’s Qatar and also allowing the company to position itself for further expansion into UAE market.

4A (VI) JUSTIFICATION FOR FLOOR PRICE

The proposed floor price of PKR 12.00/- per share, reflecting a premium of PKR 10.00/- over the face value of PKR 2.00/- per share, is justified and supported by the Company's strong historical financial performance, established brand equity in the premium branded egg segment, modern automated infrastructure, diversified and growing customer base including marquee retail and international clients and expanding export potential, all of which indicate sustainability of future business performance. The floor price implies a P/E multiple of 11.72x, a discount of 49.74% to the Food & Personal care Products sector weighted average P/E of 23.31, and a P/B multiple of 2.02x, a discount of 84% to the food sector weighted average P/B of 12.61x, while the DCF valuation yields an equity value per share of PKR 19.356/-, representing a significant upside to the floor price and indicating that the shares are being offered at an attractive price well below their intrinsic value.

4A (VII) JUSTIFICATION FOR PRICE BAND

The proposed price band is justified as the floor price of PKR 12.00/- per share represents a significant discount of approximately 38% to the DCF-based intrinsic value of PKR 19.356/- per share, providing investors with a meaningful margin of safety at the time of subscription. The Company has demonstrated robust revenue growth at a CAGR of 22.7% over FY21–FY25, with Profit After Tax growing at a CAGR of 39.8% to PKR 241.8 million in FY25, further complemented by strong 1HFY26 performance reflecting a PAT margin of 12.0% and net revenue of PKR 1.47 billion. On a post-issue basis, the floor price implies a P/E multiple of 13.77x, a discount of 47% to the food sector weighted average P/E of 23.31x, and a P/B multiple of 2.02x, a discount of 84% to the food sector weighted average P/B of 12.61x, offering investors a competitively priced entry into a fundamentally sound and high-growth integrated poultry business.

4A (VIII) POST IPO FREE FLOAT DISCLOSURE

Post IPO, the share capital of the Company will increase from 285,221,255 Ordinary Shares to 335,221,255 Ordinary Shares. The free float status post IPO of the Company is presented in the table below:

Description	Number of shares	% Shareholding
Held by Sponsors	190,074,640	56.7%
Free Float*	145,146,615	43.3%
Total	335,221,255	100.00%

*Free float represents shares other than the blocked shares which can be seen in section 3A (ii) SHARES OF SPONSORS TO BE RETAINED & KEPT IN BLOCKED FORM AS PER REGULATION 5 OF PO REGULATIONS

4A (IX) PEER GROUP ANALYSIS OF WAHDAT

Peer Analysis is shown as follows:

Company ³³	Share Price (PKR)*	EPS (PKR)	BVPS (PKR)	P/E	P/B	ROE (%)	ROA (%)	Free Float (No.)	Free Float %
Nestle Pakistan Limited	7,742	380.24	468.98	20.36	16.51	81%	18%	4,534,958	10.00%
Unilever Pakistan Limited	24,581	933.50	999.61	26.33	24.59	93%	32%	470,012	7.38%
Ismail Industries Limited	1,956	51.98	411.49	37.62	4.75	13%	3%	3,317,847	5.00%
Rafhan Maize Products Company Limited	8,894	707.51	3,157.70	12.57	2.82	22%	11%	923,643	10.00%
Friesland Campina Engro Pakistan Limited	72	3.51	22.13	20.61	3.27	16%	7%	76,659,608	10.00%
Fauji Foods Limited	15	0.46	4.23	32.82	3.55	11%	5%	503,992,628	20.00%

³³ Companies included in the peer analysis do not serve as a direct benchmark for Wahdat, however Barkat Frisian Agro Limited can be considered as comparable listed company for the same.

Unity Foods Limited	8	1.23	16.07	6.70	0.51	8%	2%	358,215,000	30.00%
Big Bird Foods Limited	36	4.15	45.87	8.65	0.78	9%	14%	104,617,025	35.00%
Barkat Frisian Agro Limited	34	2.29	10.97	14.87	3.11	21%	17%	77,497,596	25.00%
The Organic Meat Company Limited	31	2.33	33.39	13.09	0.91	7%	6%	107,987,184	55.00%
At-Tahur Limited	25	2.86	29.13	8.78	0.86	10%	7%	65,591,829	30.00%
Bunnys Limited	8	4.40	43.06	1.83	0.19	10%	6%	367,428,985	55.00%
Mitchells Fruit Farms Limited	159	7.49	33.09	21.23	4.80	23%	9%	3,431,250	15.00%
Shezan International Limited	221	24.36	159.28	9.06	1.39	15%	6%	3,865,224	40.00%
Clover Pakistan Limited	62	4.74	16.30	13.13	3.81	29%	18%	21,410,853	55.00%
Weighted Average – Food Sector				23.31	12.61	56%	16%		
Food Sector - Median				13.13	3.11	15%	7%		
KSE 100 Multiple*				7.92	1.31				
Wahdat – Pre-Issue	12	1.02	5.94	11.72	2.02	17.23%	10.58%	N/A	N/A
Wahdat – Post Issue	12	0.87	6.85	13.77	1.75	12.73%**	8.69%***	145,146,615	43.3%

* As at 27th March

** IPO Equity Injection increasing equity by PKR 600 mn

*** IPO Equity injection in bank account of PKR 600 mn

Wahdat Pre & Post Issue Calculation

	Pre-Issue	Funds Raise	Post Issue
No of Shares	285,221,255	50,000,000	335,221,255
Equity (PKR)	1,695,626,618	600,000,000	2,295,626,618
Asset (PKR)	2,761,676,334	600,000,000	3,361,676,334
TTM Profit (PKR)	292,138,893	-	292,138,893
Floor Price (PKR Per Share)	12.0		12.0
Return on Equity (ROE) ³⁴	17.23%		12.73%
Return on Assets (ROA) ³⁵	10.58%		8.69%
EPS ³⁶	1.02		0.87
Book Value per Share (BVPS) ³⁷	5.94		6.85
Price to Book (P/B) ³⁸	2.02		1.75
Price to Earning (P/E) ³⁹	11.72		13.77

³⁴ ROE = TTM Profit / Equity

³⁵ ROA = TTM Profit / Asset

³⁶ EPS = TTM Profit / No of Shares

³⁷ BVPS = Equity / No of Shares

³⁸ P/B = Floor Price / BVPS

³⁹ P/E = Floor Price / EPS

5. RISK FACTORS

5.1. INTERNAL RISKS

5.1.1. BIOLOGICAL AND LIVESTOCK PERFORMANCE RISK

The Company's operations involve biological assets and are subject to inherent risks such as disease outbreaks, mortality fluctuations, and variations in egg production due to environmental or biological factors. In case the performance (egg laying efficiency falls significantly) of any flock falls significantly the profitability of the company can be affected.

5.1.2. FEED COST AND INPUT DEPENDENCY RISK

Feed represents a significant portion of the Company's operating costs and is subject to price volatility and supply disruptions. Since feed cost is the largest cost item for the company. And considering the net margins are expected to hovering around 9% to 11% any significant change in feed cost will directly result in decrease in the net margin and the company ability to generate cash and meet the projected net profit figure laid out in the projections.

5.1.3. OPERATIONAL AND TECHNOLOGY RISK

The Company relies on automated production, grading, and packing systems. Any disruption in the automated production system could affect the company's operational capabilities negatively.

5.1.4. CUSTOMER CONCENTRATION RISK

A portion of the Company's revenues is derived from key institutional and modern retail customers. The loss or reduction of business from major customers could adversely affect revenues. For example, in case a top customer like Imtiaz Super market, which constitutes around 12% of the company's sales, moves to another supplier the company will face a loss of sale.

5.1.5. WORKING CAPITAL AND CASHFLOW RISK

The Company requires substantial working capital to fund feed procurement, production cycles, receivables, and logistics. This reliance exposes it to liquidity risk if cash flows are delayed or disrupted.

5.1.6. EXPANSION AND CAPITAL PROJECT RISK

Planned initiatives, including capacity optimization and establishment of a pasteurization plant, involve execution, cost, and regulatory risks. Delays or cost overruns may impact expected outcomes.

5.1.7. MANAGEMENT AND HUMAN RESOURCE RISK

The Company's performance depends on experienced management and skilled personnel. This reliance creates a risk of operational disruption if key individuals leave or if talent shortages arise.

5.1.8. WAHDAT QUALITY ASSURED PROCUREMENT MODEL CONTRACT TERMINATION RISK

In the Wahdat Quality Assured Procurement model, farms may terminate agreements with a short notice period of one month. Such exits could disrupt supply continuity, create short-term capacity gaps, and impact production volumes and revenue stability.

5.1.9. NEGATIVE CASHFLOW RISK

The company reported negative operating cash flow in FY2023, indicating working capital pressures. Negative cashflows, if arise in the future, may constrain liquidity and impact the ability to fund operations and growth.

5.1.10. VENDOR CONCENTRATION RISK

Dependence on a limited number of suppliers for key inputs, particularly feed and chicks, exposes the business to supply disruptions and pricing pressures. This may reduce bargaining power and affect operational continuity. For example, suppliers including M. Asif Mughal, M.A. Oils (Pvt.) Ltd., and Sharif Solvent Plant (Pvt.) Ltd. provide key inputs such as maize, soybean, and wheat, each contributing more than 10% of total procurement. Loss of these key vendors

could disrupt the supply of critical raw materials, leading to production delays, increased input costs due to reliance on alternative suppliers, and potential pressure on margins and operational continuity.

5.1.11. INSURANCE RISK ON CHICKS' PROCUREMENT

The company does not maintain insurance coverage for chicks during procurement. This exposes it to potential losses from mortality or transit-related incidents, which could result in direct financial impact.

5.2. EXTERNAL RISKS

5.2.1. INTEREST RATE RISK

Changes in policy rates and benchmark interest rates may affect borrowing costs for working capital. The short-term borrowings from different banks as of FY25 account for PKR 641 million as compared to the PKR 634 million in FY24. Increase in interest rates could result in increased finance costs and might adversely impact profitability and cash flow position of the company.

5.2.2. REGULATORY AND POLICY RISK

The poultry sector is subject regular government interventions including but not limited to food safety, biosecurity environmental standards, and price control of eggs and meat. Any adverse changes in government policies regarding could lead to increased costs and also affect operating and gross margins of the company.

5.2.3. DISEASE OUTBREAK RISK

The poultry market is naturally exposed to the risk of disease outbreaks such Avian Influenza, and other poultry related diseases. Any disease outbreaks can lead to flock mortality, disruptions in supply, poor growth of flocks, reduced eggs, and etc. This could further burden the company with losses related to biological assets.

5.2.4. MACROECONOMIC RISK

Macroeconomic instability, high inflation, or economic slowdown may reduce the consumer's purchasing power and may affect the demand for poultry and especially branded eggs products. Along with rising fuel, transportation, and utility costs might increase operating expenses and affect profitability.

5.2.5. WAR RISK

Regional conflict or war may disrupt supply chains, increase input and logistics costs, and restrict access to export markets. Trade route disruptions and weakened international demand could adversely impact revenue growth.

5.2.6. VOLATILITY IN MARKET PRICES

Egg prices are affected by seasonal fluctuations, changes in supply and demand dynamics, market price changes. Sudden changes in the market prices might impact revenue of the company, while unexpected price increases could lead to reduction in the consumption of eggs or invite government intervention.

5.2.7. PUBLIC HEALTH, PANDEMIC / GLOBAL OUTBREAK RISK

Global outbreaks such as Covid-19 or other pandemics might disrupt supply chains, consumer demands, and etc. could negatively impact financials of the company.

5.2.8. EXPORT MARKET AND TRADE RISK

Exports are affected by international trade policies, geopolitical developments, changes in import regulations of countries. Any negative changes in policies by export destination countries might impact the shipments, market access, or increase costs.

5.2.9. CLIMATE AND ENVIRONMENTAL RISK

Sudden negative shift in weather events, temperature, scarcity of water, or any climate related disruption may impact health of flocks, feed availability, efficiency of operations.

5.2.10. INFORMAL MARKET RISK

The poultry and egg industry includes a significant informal sector that competes on price.

5.2.11. ENERGY AND UTILITY RISK

Energy availability and pricing affect operating costs. This dependence exposes the Company to volatility risk, as fluctuations in supply or tariffs can impact profitability.

5.2.12. COMPETITION AND NEW ENTRANTS RISK

Poultry and Egg industry has comparatively low entry barriers as compared to other capital-intensive sectors. Entry of new players, expansion in operations by existing competitors, or any aggressive pricing strategies might lead to pressure on market share and margins of the company.

5.2.13. LOGISTIC RISKS

Disruptions in transportation, changes in prices of fuel, or fuel shortages might impact timely procurement raw materials for feeds, and affect distribution of finished products as well. Such disruptions might lead to cost increases, delays in deliveries, spoilage, and negatively affect operations.

5.2.14. FORCE MAJEURE RISK

Events such as pandemics, natural disasters, political instability, or labor disruptions are beyond the Company's control and may adversely affect operations. While the Company maintains contingency planning, there can be no assurance that such measures will fully mitigate the impact of force majeure events.

NOTE: IT IS STATED THAT TO THE BEST OF OUR BELIEF AND KNOWLEDGE ALL MATERIAL RISK FACTORS HAVE BEEN DISCLOSED AND THAT NOTHING HAS BEEN CONCEALED IN THIS RESPECT

CERTIFICATE BY CHIEF EXECUTIVE OFFICER AND CHIEF FINANCIAL OFFICER OF THE ISSUER



Certificate by Chief Executive Officer and Chief Financial Officer of the Company

Date: 26-03-2026

We being the Chief Executive Officer and Chief Financial Officer of Wahdat Poultry Farm Limited ("the Issuer") confirm that we have reviewed the contents of the draft Prospectus/Offer for Sale Document and to the best of our knowledge the information contained in this Prospectus/Offer for Sale Document is true and correct and fairly disclosed.

For and on behalf of Wahdat Poultry Farm Limited:



Aurangzeb Khan
Chief Executive Officer



Asif Shiraz
Chief Financial Officer

UAN: +92 31 111 824 328
+92 323 9174 555

info@wahdatfarms.com
www.wahdatpoultryfarm.com

Corporate Off: # G-2, Shah Tower, E-11/2 Markaz, Islamabad
Regd. Off: 38, Chak-24(S), Bhagdarwala, Rawalpindi

CERTIFICATE BY OFFEROR MR. NAVED ALI KHAN



CERTIFICATE BY THE OFFEROR

Date: 26-02-2026

Subject: Certificate by the Offeror

I being the Offeror accept absolute responsibility for the disclosures made in the Prospectus/Offer for Sale Document. I hereby certify that I have reviewed the Prospectus/Offer for Sale Document and that it contains all the necessary information with regard to the Offer and constitutes full, true and plain disclosures of all material facts relating to the Ordinary Shares being offered through this Prospectus/Offer for Sale Document and that nothing has been concealed.

The information contained in this Prospectus/Offer for Sale Document is true and correct to the best of our knowledge and the opinions and intends expressed herein are honestly held.

To the best of our knowledge there are no other facts, the omission of which makes this as a whole or any part thereof misleading.

For and on behalf of the Offeror




Name:
Naved Ali Khan

UNDERTAKING BY THE COMPANY AND ITS SPONSORS



UNDERTAKING BY THE OFFEROR MR. NAVED ALI KHAN

505585 ONLY USED FOR ISLAMABAD

500 Rupees

ISSUED BY OFFEROR

Date: 26-02-2016

The Chief Executive
Pakistan Stock Exchange Limited
Stock Exchange Building
Stock Exchange Road
KARACHI.

I, Naved Ali Khan, undertake that:

- (1) I have not been trading (either as the director, or have been a sponsor or substantial shareholder in any company)
 - (i) which has been declared delisted by the securities exchange or finance exchange;
 - (ii) whose TRF Certificate has been cancelled or forfeited by the Exchange, PMEX or any other regulated stock exchange of Pakistan that existed prior to integration of stock exchanges pursuant to (Regulator Order number 002213 dated January 11, 2015) issued by the Commission due to non-compliance of any applicable rules, regulations, notices, procedures, guidelines;
 - (iii) which has been delisted by the Exchange in the event of non-compliance of any applicable provision of PSA the Regulations.
- (2) I have not and none of the entities in which I am a director or sponsor or substantial shareholder have been found guilty of being engaged in any fraudulent activity. I have made full disclosure regarding any or all cases in relation to the involvement of the persons named above at any alleged fraudulent activity which is pending before any Court of Law/Regulatory Body/Investigation Agency in or outside of the country.

Yours faithfully,
For and on behalf of Offeror:

Naved Ali Khan
Sponsor/Offeror

ATTESTED

STATEMENT BY THE ISSUER



Statement by the Issuer

Date: 26-02-2026

The Chief Executive
 Pakistan Stock Exchange Limited
 Stock Exchange Building
 Stock Exchange Road
 Karachi

On behalf of Wahdat Poultry Farm Limited ("Issuer"), we hereby state on solemn affirmation that all material information as required under the Companies Act, 2017; the Securities Act, 2015; the Public Offering Regulations, 2017 and the Listing of Companies and Securities Regulations of the Pakistan Stock Exchange Limited has been to the best of our knowledge fully, fairly and plainly disclosed in the Prospectus/Offer for Sale Document and that whatever is stated in the Prospectus/Offer for Sale Document and the supporting documents is, to the best of our knowledge, true and correct.

For and on behalf of Wahdat Poultry Farm Limited



Aurangzeb Khan
 Chief Executive Officer
 Wahdat Poultry Farm Limited
 CNIC: 37101-1668758-9




Atif Shiraz
 Chief Financial Officer
 Wahdat Poultry Farm Limited
 CNIC: 42501-0580315-3

UAN: +92 51 311 924 328
 +92 323 3174355

Info@wahdatfarms.com
 www.wahdatpoultryfarm.com

Corporate Off: #G-2, Shah Tower, E-11/2 Markaz, Islamabad
 Regd. Off: 55, Chak 24-03, Bhujaniwala, Sangroha

STATEMENT BY THE OFFEROR MR. NAVED ALI KHAN



STATEMENT BY THE OFFEROR

Date: 26-02-2026

The Chief Executive
Pakistan Stock Exchange Limited
Stock Exchange Building
Stock Exchange Road
Karachi

As an Offeror, I hereby confirm that all material information as required under the Companies Act, 2017, the Securities Act, 2015, the Public Offering Regulations, 2017 and the Listing of Companies and Securities Regulations of the Pakistan Stock Exchange Limited has been disclosed in the Prospectus/Offer for Sale Document and that whatever is stated in the Prospectus/Offer for Sale Document and the supporting documents is true and correct to the best of my knowledge and belief and that nothing has been concealed.




Authorized Signatory
Naved Ali Khan

UAN: +92 3111026328
+92 333 0174355

info@wahdatfarms.com
www.wahdatpoultryfarm.com

Corporate Off: R-6-E, Shah Town, E-11/2 Markas, Islamabad
Regd. Off: 56, Chak 2nd, Bhugtanwala, Sangodha

STATEMENT BY CONSULTANT TO THE ISSUE / OFFER & LEAD MANAGER




The Chief Executive
Pakistan Stock Exchange Limited
Stock Exchange Building
Stock Exchange Road
Karachi

Date: 26th February 2020

Being mandated as the Lead Manager / Consultant to the Issue to the Initial Public Offering/Offer for Sale of Wahdat Poultry Farm Limited through the Book Building mechanism, we hereby state on solemn affirmation that all material information as required under the Companies Act, 2017; the Securities Act, 2015; the Public Offering Regulations, 2017 and the Listing of Companies and Securities Regulations of the Pakistan Stock Exchange Limited has been to the best of our knowledge fully, fairly and plainly disclosed in the Prospectus/Offer for Sale Document and that whatever is stated in the Prospectus/Offer for Sale Document and the supporting documents is, to the best of our knowledge, true and correct.

We have examined the business model and audited financial statements of the Issuer and based on the same, material information including risks that would enable the investors to make an informed decision has been disclosed in the Prospectus/Offer for Sale Document.

For and on behalf of Topline Securities Limited



Mohammed Sohail
Chief Executive Officer



8th Floor, Horizon Tower, Plot 2/6, Block 3, Clifton, Karachi-Pakistan.
TEL: +92-21-35303330-32 | www.topline.com.pk

6. FINANCIAL INFORMATION

6.1. AUDITORS REPORT AS CERTIFICATE ON ISSUED, SUBSCRIBED AND PAID-UP CAPITAL





Our verification was limited to tracing the amount of issued, subscribed and paid-up capital from the audited financial statements of the Company for the period ended 31 December 2025.

Certificate

Based on the procedures performed, we certify that the break-up of issued, subscribed and paid-up share capital of the Company as at 31 December 2025 is as follows:

Issued, subscribed and paid-up capital	As at 31 December 2025	
	Number of Ordinary Share of Rs. 10 each	Amount in Rupees
Ordinary shares of Rs. 10/- each fully paid in cash	15,421,948	154,219,480
Ordinary shares of Rs. 10/- each fully paid other than cash	41,622,303	416,223,030
	57,044,251	570,442,510

The shareholding of the Company as at 31 December 2025 includes the following:

Name of Shareholders	As at 31 December 2025	
	Number of Ordinary Share of Rs. 10 each	Amount in Rupees
Karandaaz Pakistan (27% shareholding)	15,401,948	154,019,480
Shabana Muhammed Shahid	8,566,221	85,662,210
Muhammed Shahid Zaman	7,792,910	77,929,100
Aurangzeb Khan	7,708,714	77,087,140
Shehla Aurangzeb	7,704,901	77,049,010
Muhammad Aftab Khan	1,823,933	18,239,330
Farah Khan	1,823,933	18,239,330
Nosheen Usman Rabbani	1,349,211	13,492,110
Iram Salik	926,000	9,260,000
Jahanzeb Khan	753,726	7,537,260
Shahid Younus	646,882	6,468,820
Shakeel Younus	646,882	6,468,820
Ali Anwar	646,882	6,468,820
Naved Ali Khan	620,470	6,204,700
Muhammad Alamgir Khan	491,379	4,913,790
Aminat Anwar	140,158	1,401,580
Muhammad Hammad Khan	100	1,000
Tafweez ul Valibel (Independent Director)	1	10
	57,044,251	570,442,510



Subsequent to 31 December, 2025, the Company carried out a sub-division of shares in the ratio of 1:5, resulting in a reduction of the face value per share from Rs. 10 to Rs. 2, increasing the number of shares proportionally.

Issued, subscribed and paid-up capital	As at 25 February 2026	
	Number of Ordinary Share of Rs. 2 each	Amount in Rupees
Ordinary shares of Rs. 2/- each fully paid in cash	77,109,740	154,219,480
Ordinary shares of Rs. 2/- each fully paid other than cash	208,111,515	416,223,030
	285,221,255	570,442,510

The shareholding of the Company as at 25 February 2026 includes the following:

Name of Shareholders	As at 25 February 2026	
	Number of Ordinary Share of Rs. 2 each	Amount in Rupees
Karandaaz Pakistan (27% shareholding)	77,009,740	154,019,480
Shabana Mohemmed Shahid	42,831,105	85,662,210
Muhammed Shahid Zaman	38,964,550	77,929,100
Aurangzeb Khan	38,543,570	77,087,140
Shebia Aurangzeb	38,524,505	77,049,010
Muhammad Aftab Khan	9,119,665	18,239,330
Farah Khan	9,119,665	18,239,330
Nosheen Usman Rabbani	6,746,055	13,492,110
Iram Salik	4,630,000	9,260,000
Jahanzeb Khan	3,768,630	7,537,260
Shahid Younis	3,234,410	6,468,820
Shakeel Younis	3,234,410	6,468,820
Ali Anwar	3,234,410	6,468,820
Naved Ali Khan	3,102,350	6,204,700
Muhammad Alamgir Khan	2,456,895	4,913,790
Amina Anwar	700,790	1,401,580
Muhammad Hammad Khan	500	1,000
Tafweez ul Vakeel (Independent Director)	5	10
	285,221,255	570,442,510



Restriction on use and distribution

This certificate is being issued on the specific request of Company's management for the purpose of inclusion in prospectus to be issued for Initial Public Offer and for onward submission to IPO. Accordingly, this certificate cannot be used or distributed to any other third party without our prior consent. This certificate is restricted to the facts stated herein.

Yours faithfully,

A handwritten signature in black ink, appearing to read 'RSM Awaiz Hyder Liaquat Nauman'.

RSM Awaiz Hyder Liaquat Nauman
Chartered Accountants
Islamabad



6.2. AUDITOR CERTIFICATE ON BREAK-UP VALUE PER SHARE





Our verification was limited to agreeing the amount of total equity and number of shares issued to the audited interim financial statements of the Company for the six months period ended 31 December 2025 and checking the mathematical accuracy of the calculation.

Certificate

Based on procedures mentioned above, we certify that the break-up value of ordinary shares of the Company as at 31 December 2025, based on the audited interim financial statements of the Company for the six month period ended 31 December 2025, is as follows:

		Note	As at 31 December 2025
Issued, subscribed and paid-up capital	Rs.	A	570,442,510
Share premium	Rs.	B	345,980,520
Unappropriated profit	Rs.	C	779,203,588
Total shareholder's equity	Rs.	D=A+B+C	1,695,626,618
Number of ordinary shares of Rs. 10 each	Number	E	57,044,251
Break-up value per share	Rs./Share	F=D/E	29.72

Subsequent to 31 December, 2025, the Company carried out a sub-division of shares in the ratio of 1:5, resulting in a reduction of the face value per share from Rs. 10 to Rs. 2, increasing the number of shares proportionally. Based on the book value as of 20 February 2026, the updated break-up value per share is as follows:

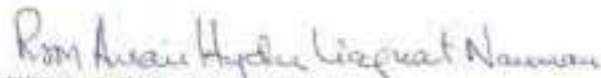
		Note	As at 20 February 2026
Issued, subscribed and paid-up capital	Rs.	A	570,442,510
Share premium	Rs.	B	345,980,520
Unappropriated profit	Rs.	C	779,203,588
Total shareholder's equity	Rs.	D=A+B+C	1,695,626,618
Number of ordinary shares of Rs. 10 each	Number	E	285,221,255
Break-up value per share	Rs./Share	F=D/E	5.94




**Restriction on use and distribution**

This certificate is being issued on the specific request of the Company's management for the purpose of inclusion in prospectus to be issued for Initial Public Offer and for onward submission to PSX. Accordingly, this certificate cannot be used or distributed to any other third party without our prior consent. This certificate is restricted to the facts stated herein.

Yours faithfully,


RSM Aya's Hyder Liaquat Nauman
Chartered Accountants
Islamabad



6.3. AUDITOR REPORT UNDER CLAUSE 1 OF SECTION 2 OF FIRST SCHEDULE TO THE PUBLIC OFFERING REGULATIONS, 2017

Ref: RSM/ISB/AUD/25-26/928

February 25, 2026

The Board of Directors
Wahdat Poultry Farm Limited
Islamabad, Pakistan



Dear Board Members,

Auditor's Report under Clause 1 of Section 2 of the First Schedule to the Public Offering Regulations, 2017

We have been requested to provide you with a report with respect to information of Wahdat Poultry Farm Limited ("the Company") as required under Clause 1 of Section 2 of the First Schedule of the Public Offering Regulations, 2017.

Scope of Report

Our engagement was undertaken on the request of the management of the Company for the purpose of inclusion of information in prospectus to be issued for Initial Public Offer as required under Clause 1 of Section 2 of the First Schedule to the Public Offering Regulations, 2017 for onward submission to Pakistan Stock Exchange (PSX).

Management Responsibility

The responsibility for preparation and fair presentation of the financial information and non-financial information is primarily that of the management of the Company. The management's responsibilities include causing the maintenance of the adequate accounting records and internal controls, the selection and application of accounting policies, safeguarding off the assets of the Company and prevent and detection of frauds and irregularity. This report does not relieve the management from its responsibilities.

Auditors' Responsibility

Our responsibility is to report the information as required under Clause 1 of Section 2 of the First Schedule to the Public Offering Regulations, 2017. Our report is being issued in accordance with the 'Guidelines for Issue of Certificates for Special Purposes by Practising Chartered Accountants Firms' issued by the Institute of Chartered Accountants of Pakistan.

Our verification was limited to tracing the financial information included in the annexures with the audited interim financial statements of the Company for six month period ended 31 December 2025 and audited financial statements of the Company for years ended 30 June 2025, 30 June 2024, 30 June 2023.

THE POWER OF BEING UNDERSTOOD
ASSURANCE, TAX, CONSULTING

© 2025 RSM Chartered Accountants. All rights reserved. RSM Chartered Accountants is a registered trademark of RSM Chartered Accountants. RSM Chartered Accountants is a member of the RSM Group of Companies. RSM Chartered Accountants is a member of the RSM Group of Companies. RSM Chartered Accountants is a member of the RSM Group of Companies.



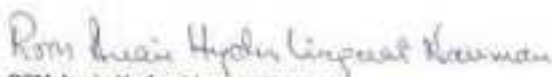
**Certificate**

Based on the procedures mentioned above, we certify that the information contained in the annexures is correct. The annexures have been initialed for identification purposes only.

Restriction on use and distribution

This certificate is being issued on the specific request of the management of the Company for the purpose of inclusion in prospectus to be issued for Initial Public Offer and for onward submission to Pakistan Stock Exchange (PSX). Accordingly, this should not be used or distributed to any other third party without our prior consent. This report is solely for the purpose set forth in the scope mentioned above and is not to be used or distributed for any other purpose. This report is restricted to the facts stated herein and the attachments.

Yours faithfully,



RSM Awaiz Hyder Liaquat Nauman
Chartered Accountants
Islamabad





Annexure 'A' to the letter reference no. BSM/AUD/25-26/928 dated 25 February 2026.
Summary of Assets, Liabilities and Shareholders' Equity

	December 31, 2025 (Rupees)	June 30, 2025 (Rupees)	June 30, 2024 (Rupees)	June 30, 2023 (Rupees)
ASSETS				
NON CURRENT ASSETS				
Property, plant and equipment	779,869,875	734,548,802	715,200,268	698,290,770
Intangible assets	6,646,001	7,975,200	10,633,600	13,292,000
Deferred taxation	52,171,619	47,471,156	27,404,958	(12,381,556)
	838,687,495	789,995,158	753,238,826	699,201,215
CURRENT ASSETS				
Biological assets	760,889,820	704,447,421	618,675,060	438,490,040
Trade debts	522,240,172	529,432,348	355,828,888	294,958,261
Stock in trade	458,453,246	348,852,620	372,674,703	342,639,734
Advances, deposits and other receivable	131,175,448	148,091,226	77,436,722	93,300,925
Loans to related party	-	-	-	12,700,879
Advance income tax	7,155,439	20,798,421	14,941,640	16,288,075
Cash and bank balances	81,078,914	40,666,735	48,368,800	22,339,005
	1,922,989,039	1,769,069,277	1,407,921,010	1,210,804,127
TOTAL ASSETS	2,761,676,334	2,559,064,435	2,241,160,628	1,910,005,392
EQUITY AND LIABILITIES				
SHARE CAPITAL AND RESERVES				
Authorized share capital 50,000,000 (2025: 60,000,000) Ordinary shares of Rs. 10/- each	600,000,000	600,000,000	600,000,000	600,000,000
Issued, subscribed and paid up capital	570,442,510	570,442,510	570,442,510	570,442,510
Share premium - capital reserve	345,900,520	345,900,520	345,900,520	345,900,520
Unappropriated profit	779,201,588	615,295,058	370,004,448	145,723,287
	1,695,626,618	1,531,718,088	1,286,427,478	1,062,146,317
NON CURRENT LIABILITIES				
Long term financing	164,418,057	127,747,960	65,990,503	42,045,307
Employee retirement benefits	13,778,620	12,549,670	13,103,209	3,910,669
	178,196,677	140,297,630	79,093,711	45,955,976
CURRENT LIABILITIES				
Short term borrowings	624,730,974	641,524,651	634,074,413	554,549,441
Trade and other payables	139,695,424	151,103,392	122,026,910	141,644,323
Current portion of long term financing	96,630,780	34,380,510	78,307,039	84,444,980
Loans from related party	-	19,758,000	3,000,000	-
Provision for taxation	36,795,861	40,482,156	38,231,177	15,260,244
	897,853,039	887,048,713	873,639,439	795,903,088
CONTINGENCIES AND COMMITMENTS				
TOTAL EQUITY AND LIABILITIES	2,761,676,334	2,559,064,435	2,241,160,628	1,910,005,392

Rmj





Annexure 'B' to the letter reference no. BSM/ISB/AUD/25-26/928 dated 25 February 2026
 Summary of Statement of Profit and Loss

	July 01 2025 to December 31 2025 (Rupees)	July 01 2024 to June 30 2025 Rupees	July 01 2023 to June 30 2024 Rupees	July 01 2022 to June 30 2023 Rupees
Sales	1,471,809,498	2,791,379,644	2,535,519,937	2,097,097,067
Cost of sales	(1,895,813,613)	(2,112,435,771)	(1,926,783,731)	(3,669,078,933)
Gross profit	376,071,885	678,943,873	508,736,206	338,018,134
Administrative expenses	(58,024,077)	(87,096,233)	(83,265,481)	(73,798,774)
Selling and distribution expenses	(145,234,996)	(381,386,425)	(273,875,793)	(220,485,327)
Operating profit	180,016,812	310,491,212	229,594,922	45,734,633
Other income	51,327,438	62,520,715	268,252,962	145,847,621
Finance cost	(52,613,213)	(131,362,691)	(177,038,879)	(181,838,974)
Profit before income tax	178,536,229	241,849,236	221,138,945	81,762,083
Taxation	(15,482,791)	12,713	2,063,509	2,101,472
Profit after taxation	163,047,438	241,831,569	223,201,455	83,864,555

RSM






Annexure 'C' to the letter reference no. RSM/ISH/AUD/25-26/928 dated 25 February 2026
 Summary of Statement of Comprehensive Income

	July 01 2025 to December 31 2025 (Rupees)	July 01 2024 to June 30 2025 Rupees	July 01 2023 to June 30 2024 Rupees	July 01 2022 to June 30 2023 Rupees
Profit for the period after taxation	163,047,638	241,829,960	223,294,655	81,864,532
Other comprehensive income				
Items that will not be subsequently reclassified to statement of profit or loss:				
Reversal of impairment gain on retirement benefit	697,513	6,851,997	1,236,488	1,676,981
Related deferred tax impact	(93,578)	(1,402,267)	(429,782)	(628,324)
	803,935	5,449,730	806,706	1,048,657
Total comprehensive income	163,908,530	248,290,690	224,201,362	82,913,209

Rm



6.4. SHARIAH COMPLIANCE CERTIFICATE



February 17, 2026



الحمد لله رب العالمين، والصلاة والسلام على سيد الأنبياء والمرسلين، وعلى آله وصحبه أجمعين، وبعد.

SHARIAH COMPLIANCE OF WAHDAT POULTRY FARM LIMITED

We, Al-Hilal Shariah Advisors (Pvt.) Limited, have conducted Shariah Compliance Screening of Wahdat Poultry Farm Limited based on the financial statements of December 31, 2025 (Audited) as provided to us by company management.

We have thoroughly analyzed the financial statements on the basis of various Shariah screening criteria issued by Shariah Supervisory Council of Al Hilal Shariah Advisors and the screening guidelines by Securities and Exchange Commission of Pakistan (SECP). In light of the financial information and our evaluation, we hereby certify that the Wahdat Poultry Farm Limited meets the Shariah screening criteria of Al-Hilal Shariah Advisors and SECP, and there is no evidence contrary to it.

Hence it is resolved that it is permissible to invest in shares of Wahdat Poultry Farm Limited.

This certificate is valid till the announcement of next quarterly financial statement.

والله أعلم بالصواب، وصلى الله على نبينا محمد وعلى آله وصحبه وبارك وسلم.

For and on behalf of Al-Hilal Shariah Advisors (Pvt.) Limited,



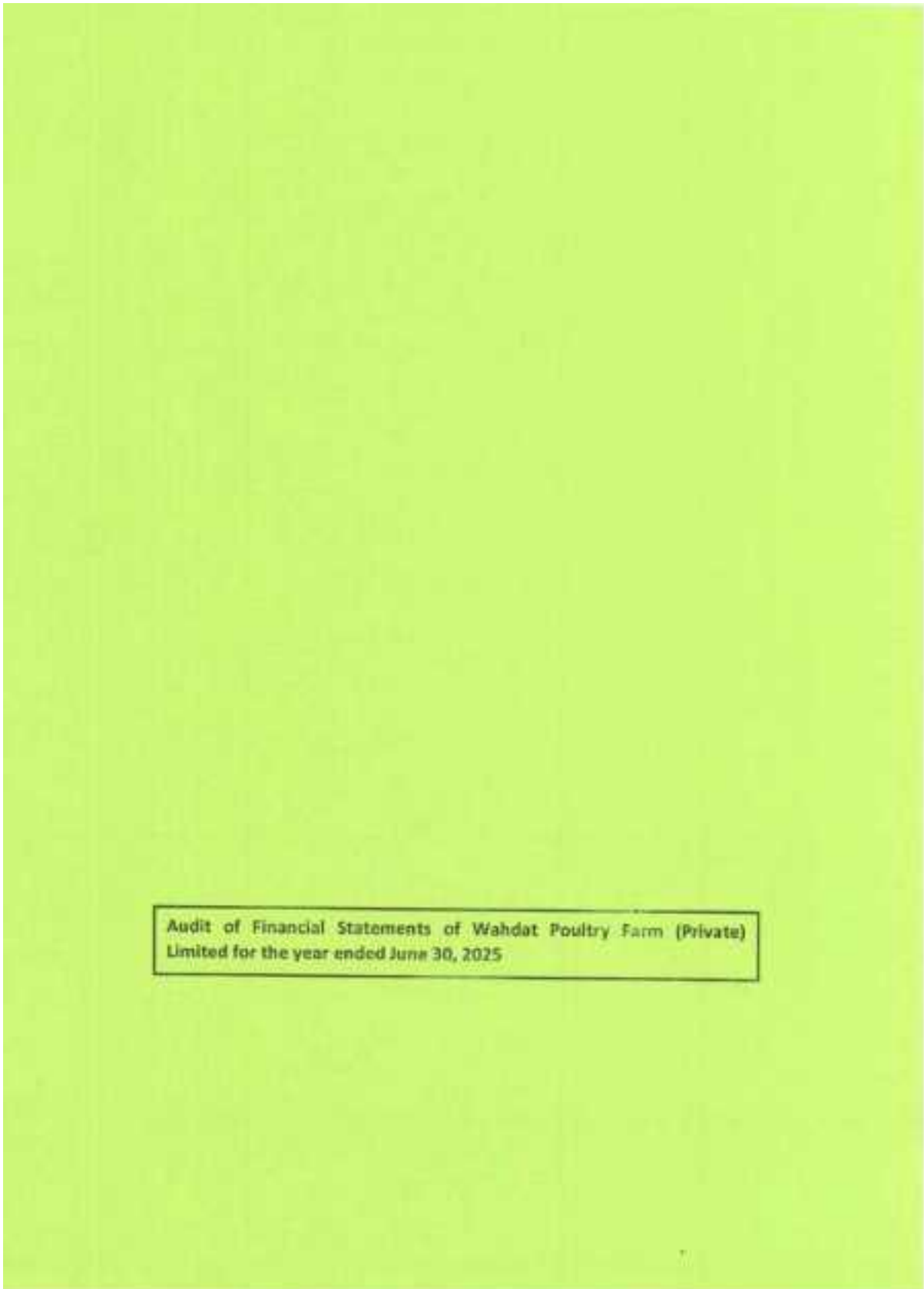
Mufti Irshad Ahmad Aljaz
Member Shariah Council




Faraz Younis Bandukda, CFA
Chief Executive

Al-Hilal Shariah Advisors (Pvt) Limited
Suite 807, 8th Floor, The Icon Towers, E-11, Khayaban-e-Salhi,
Block-02, C-Phase, Karachi
Tel: +92 (21) 35469911-12; Web: www.alhilal.com

6.5. ANNUAL AUDITED FINANCIAL STATEMENTS AS AT JUNE 30, 2025





RSM Audit Partner (Limited Liability)
Chartered Accountants

Plot # 18-B-1 1st Floor,
Chemon Plaza, G-3 Market
Islamabad, Pakistan

T: +92 (51) 2340490 & 93
F: +92 (51) 2340470

rsmaud@rsmgroup.com.pk
www.rsmgroup.com/pakistan

INDEPENDENT AUDITOR'S REPORT

To the Members of Wahdat Poultry Farm (Private) Limited

Report on the Audit of the Financial Statements

Opinion

We have audited the annexed financial statements of Wahdat Poultry Farm (Private) Limited (the Company), which comprise the statement of financial position as at June 30, 2023, statement of profit or loss, statement of comprehensive income, the statement of changes in equity, the statement of cash flows for the period then ended, and notes to the financial statements, including a summary of material accounting policies and other explanatory information, and we state that we have obtained all the information and explanations which, to the best of our knowledge and belief, were necessary for the purposes of the audit.

In our opinion and to the best of our information and according to the explanations given to us, the statement of financial position, statement of profit or loss, the statement of comprehensive income, the statement of changes in equity and the statement of cash flows together with the notes forming part thereof conform with the accounting and reporting standards as applicable in Pakistan and give the information required by the Companies Act, 2017 (XIX of 2017), in the manner so required and respectively give a true and fair view of the state of the Company's affairs as at June 30, 2023 and of the profit, the comprehensive income, the changes in equity and its cash flows for the period then ended.

Basis for Opinion

We conducted our audit in accordance with International Standards on Auditing (ISAs) as applicable in Pakistan. Our responsibilities under those standards are further described in the Auditor's Responsibilities for the Audit of the Financial Statements section of our report. We are independent of the Company in accordance with the International Ethics Standards Board for Accountants' Code of Ethics for Professional Accountants as adopted by the Institute of Chartered Accountants of Pakistan (the Code) and we have fulfilled our other ethical responsibilities in accordance with the Code. We believe that the audit evidence we have obtained is sufficient and appropriate to provide a basis for our opinion.

Information other than the Financial Statements and Auditor's Report thereon

Management of the Company is responsible for the other information. The other information comprises the information included in the Director's report, but does not include the financial statements and our auditor's report thereon.

Our opinion on the financial statements does not cover the other information and we do not express any form of assurance conclusion thereon.

In connection with our audit of the financial statements, our responsibility is to read the other information and, in doing so, consider whether the other information is materially inconsistent with the financial statements or our knowledge obtained in the audit or otherwise appears to be materially misstated. If, based on the work we have performed, we conclude that there is a material misstatement of this other information, we are required to report that fact. We have nothing to report in this regard.

THE POWER OF BEING UNDERSTOOD
ASSURANCE | TAX | CONSULTING

RSM Group of Companies is a member of the RSM Global network of member firms, each of which is a separate legal entity. RSM Group of Companies is not a company and does not have a legal personality. RSM Group of Companies is not a company and does not have a legal personality. RSM Group of Companies is not a company and does not have a legal personality.



Responsibilities of Management and Board of Directors for the Financial Statements

Management is responsible for the preparation and fair presentation of the financial statements in accordance with the accounting and reporting standards as applicable in Pakistan and the requirements of Companies Act, 2017(XIX of 2017) and for such internal control as management determines is necessary to enable the preparation of financial statements that are free from material misstatement, whether due to fraud or error.

In preparing the financial statements, management is responsible for assessing the Company's ability to continue as a going concern, disclosing, as applicable, matters related to going concern and using the going concern basis of accounting unless management either intends to liquidate the Company or to cease operations, or has no realistic alternative but to do so.

Board of directors are responsible for overseeing the Company's financial reporting process.

Auditor's Responsibilities for the Audit of the Financial Statements

Our objectives are to obtain reasonable assurance about whether the financial statements as a whole are free from material misstatement, whether due to fraud or error, and to issue an auditor's report that includes our opinion. Reasonable assurance is a high level of assurance, but is not a guarantee that an audit conducted in accordance with ISAs as applicable in Pakistan will always detect a material misstatement when it exists. Misstatements can arise from fraud or error and are considered material if, individually or in the aggregate, they could reasonably be expected to influence the economic decisions of users taken on the basis of these financial statements.

As part of an audit in accordance with ISAs as applicable in Pakistan, we exercise professional judgment and maintain professional skepticism throughout the audit. We also:

- Identify and assess the risks of material misstatement of the financial statements, whether due to fraud or error, design and perform audit procedures responsive to those risks, and obtain audit evidence that is sufficient and appropriate to provide a basis for our opinion. The risk of not detecting a material misstatement resulting from fraud is higher than for one resulting from error, as fraud may involve collusion, forgery, intentional omissions, misrepresentations, or the override of internal control.
- Obtain an understanding of internal control relevant to the audit in order to design audit procedures that are appropriate in the circumstances, but not for the purpose of expressing an opinion on the effectiveness of the Company's internal control.
- Evaluate the appropriateness of accounting policies used and the reasonableness of accounting estimates and related disclosures made by management.
- Conclude on the appropriateness of management's use of the going concern basis of accounting and, based on the audit evidence obtained, whether a material uncertainty exists related to events or conditions that may cast significant doubt on the Company's ability to continue as a going concern. If we conclude that a material uncertainty exists, we are required to draw attention in our auditor's report to the related disclosures in the financial statements or, if such disclosures are inadequate, to modify our opinion. Our conclusions are based on the audit evidence obtained up to the date of our auditor's report. However, future events or conditions may cause the Company to cease to continue as a going concern.
- Evaluate the overall presentation, structure and content of the financial statements, including the disclosures, and whether the financial statements represent the underlying transactions and events in a manner that achieves fair presentation.

We communicate with the board of directors regarding, among other matters, the planned scope and timing of the audit and significant audit findings, including any significant deficiencies in internal control that we identify during our audit.





Report on Other Legal and Regulatory Requirements

Based on our audit, we further report that in our opinion:

- a) proper books of account have been kept by the Company as required by the Companies Act, 2017 (XIX of 2017);
- b) the statement of financial position, the statement of comprehensive income, the statement of changes in equity and the statement of cash flows together with the notes thereon have been drawn up in conformity with the Companies Act, 2017 (XIX of 2017) and are in agreement with the books of account and returns;
- c) investments made, expenditure incurred and guarantees extended during the period were for the purpose of the Company's business; and
- d) no zakat was deductible at source under the Zakat and Ushr Ordinance, 1980 (XVIII of 1980).

The engagement partner on the audit resulting in this independent auditor's report is Syed Naveed Abbas.


RSM AVAIS HYDER LIAQUAT NAUMAN
CHARTERED ACCOUNTANTS

Place: Islamabad

Date: 04 OCT 2025

UDIN: AR202510239X1.375etgw



**WAHDAT POULTRY FARM (PRIVATE) LIMITED
STATEMENT OF FINANCIAL POSITION
AS AT JUNE 30, 2025**

	Note	2025 Rupees	2024 Rupees
ASSETS			
NON CURRENT ASSETS			
Property, plant and equipment	5	734,548,803	715,200,268
Intangible assets	6	7,975,200	10,633,600
Deferred taxation	7	47,471,154	27,404,950
		789,995,157	753,238,818
CURRENT ASSETS			
Trade debts	8	529,432,348	355,828,886
Stock in trade	9	346,862,626	372,674,703
Biological assets	10	704,447,421	618,679,060
Deposits, advances and other receivable	11	126,061,726	77,436,722
Loan to related party	12	-	-
Advance income tax		20,798,421	14,941,640
Cash and bank balances	13	40,666,735	48,360,800
		1,769,069,277	1,487,921,810
TOTAL ASSETS		2,559,064,434	2,241,160,628
EQUITY AND LIABILITIES			
SHARE CAPITAL AND RESERVES			
Authorised share capital			
60,000,000 (2024: 60,000,000) Ordinary shares of Rs. 10/- each			
		600,000,000	600,000,000
Issued, subscribed and paid up capital	14	570,442,510	570,442,510
Share premium - capital reserve	15	345,980,520	345,980,520
Inappropriated profit		615,295,057	370,064,448
		1,531,718,087	1,286,427,478
NON CURRENT LIABILITIES			
Long term financing	16	127,747,960	65,990,503
Employee retirement benefits	17	12,549,670	13,103,208
		140,297,630	79,093,711
CURRENT LIABILITIES			
Short term borrowings	18	641,524,651	634,074,413
Trade and other payables	19	151,103,392	122,026,810
Current portion of long term financing	16	34,180,518	78,307,039
Loan from related party	20	19,758,000	3,000,000
Provision for taxation	28	40,482,156	38,231,177
		887,048,717	875,639,439
TOTAL EQUITY AND LIABILITIES		2,559,064,434	2,241,160,628
CONTINGENCIES AND COMMITMENTS	21		

The unissued notes from 1 to 39 form an integral part of these financial statements.



CHIEF EXECUTIVE


DIRECTOR

**WAHDAT POULTRY FARM (PRIVATE) LIMITED
STATEMENT OF PROFIT OR LOSS
FOR THE YEAR ENDED JUNE 30, 2025**

	Note	2025 Rupees	2024 Rupees
Sales	22	2,791,379,643	2,515,519,917
Cost of sales	23	(2,112,435,773)	(1,926,783,731)
Gross profit		678,943,870	588,736,186
Administrative expenses	24	(87,066,233)	(83,265,481)
Selling and distribution expenses	25	(281,386,425)	(275,875,783)
Operating profit		310,491,212	229,594,922
Other income	26	62,520,735	168,552,882
Finance cost	27	(131,162,691)	(177,008,839)
Profit before Levies and income tax		241,849,256	221,138,945
Levies	28	(22,072,798)	(19,273,010)
Profit before income tax		219,776,458	201,865,935
Current tax - for the year		(18,609,358)	(18,958,167)
- for the prior year		19,025,418	70,449
Deferred tax - for the year		21,467,451	40,226,238
		22,083,511	21,338,520
Profit after taxation		241,859,969	223,204,455

The annexed notes from 1 to 39 form an integral part of these financial statements.



CHIEF EXECUTIVE



DIRECTOR

**WAHDAT POULTRY FARM (PRIVATE) LIMITED
STATEMENT OF COMPREHENSIVE INCOME
FOR THE YEAR ENDED JUNE 30, 2025**

	Note	2025 Rupees	2024 Rupees
Profit after taxation		241,859,969	223,204,455
Other comprehensive income			
Items that will not be subsequently reclassified in profit or loss (net of tax)			
Remeasurement gain on retirement benefit	17.2	4,831,087	1,516,488
Related deferred tax impact	7	(1,401,248)	(439,782)
Total comprehensive income		245,290,608	224,281,161

The attached notes from 1 to 39 form an integral part of these financial statements.

Rm



CHIEF EXECUTIVE



DIRECTOR

**WAHDAT POULTRY FARM (PRIVATE) LIMITED
STATEMENT OF CASH FLOWS
FOR THE YEAR ENDED JUNE 30, 2025**

	Note	2025 Rupees	2024 Rupees
CASH FLOWS FROM OPERATING ACTIVITIES			
Profit before taxation		241,849,256	221,138,945
<i>Adjustment for non cash items:</i>			
Provision for gratuity	17.2	4,278,349	4,709,016
Allowance for expected credit loss	8.1	1,001,815	838,858
Finance cost	27	131,162,691	177,008,839
Depreciation	5.1	39,244,262	35,789,911
Loss on disposal of biological assets	26	42,015,892	52,550,384
Amortization on intangibles	6	2,658,400	2,658,400
Fair value gain on remeasurement of biological	26	(85,702,619)	(190,925,382)
		<u>376,507,246</u>	<u>303,768,971</u>
Working Capital Changes:			
<i>(Increase)/decrease in current assets:</i>			
Stock in trade		25,812,077	(30,034,969)
Trade debts		(174,605,277)	(71,709,483)
Deposits, advances and other receivable		(49,425,004)	15,944,203
Loan to related party		-	12,708,079
<i>Increase/(decrease) in current liabilities:</i>			
Trade and other payables		45,790,348	(29,179,187)
Cash generated from operations		<u>224,079,390</u>	<u>201,497,615</u>
Income tax paid		(25,062,539)	(13,043,360)
Finance cost paid		(147,876,457)	(167,452,164)
Net cash generated (used in) from operating activities		<u>51,140,394</u>	<u>20,202,091</u>
CASH FLOWS FROM INVESTING ACTIVITIES			
Addition to property, plant and equipment		(56,803,137)	(33,817,050)
Addition to work in process		(1,789,660)	(18,882,359)
Acquisition of biological assets		(53,639,546)	(80,120,089)
Proceeds from disposal of biological assets		11,558,710	38,306,075
Net cash (used in) investing activities		<u>(100,673,633)</u>	<u>(94,513,423)</u>
CASH FLOWS FROM FINANCING ACTIVITIES			
Long term financing		17,630,936	17,808,155
Short term borrowings		7,450,238	79,524,972
Loan from related party		16,758,000	3,000,000
Net cash generated from financing activities		<u>41,839,174</u>	<u>100,333,127</u>
Net increase in cash and cash equivalents		(7,694,065)	26,021,795
Cash and cash equivalents at the beginning of the year		48,360,800	22,339,005
Cash and cash equivalents at the end of the year	13	<u>40,666,735</u>	<u>48,360,800</u>

The annexed notes from 1 to 39 form an integral part of these financial statements.

Rm

CHIEF EXECUTIVE

DIRECTOR

WAHDAT POULTRY FARM (PRIVATE) LIMITED
STATEMENT OF CHANGES IN EQUITY
FOR THE YEAR ENDED JUNE 30, 2025

	Issued, subscribed and paid up capital	Share premium capital reserve	Unappropriated Profit	Total
-----Rupees-----				
Balance as at June 30, 2023	570,442,510	345,980,520	145,723,287	1,062,146,317
Total comprehensive income for the year				
Profit after taxation	-	-	223,204,455	223,204,455
Other comprehensive income - net of deferred tax	-	-	1,076,706	1,076,706
Balance as at June 30, 2024	570,442,510	345,980,520	370,004,448	1,286,427,478
Total comprehensive income for the year				
Profit after taxation	-	-	241,859,969	241,859,969
Other comprehensive income - net of deferred tax	-	-	3,430,639	3,430,639
Balance as at June 30, 2025	570,442,510	345,980,520	615,295,057	1,531,718,087

The unaudited notes from 1 to 39 form an integral part of these financial statements.

PRM



 CHIEF EXECUTIVE



 DIRECTOR

**WAHDAT POULTRY FARM (PRIVATE) LIMITED
NOTES TO THE FINANCIAL STATEMENTS
FOR THE YEAR ENDED JUNE 30, 2025**

1 LEGAL STATUS AND OPERATIONS

Wahdat Poultry Farm (Private) Limited (the Company) was incorporated in Pakistan on February 07, 2019 as private limited company under the Companies Act, 2017. The principal activity of the Company is the poultry layer farming, egg and feed processing, marketing, branding, distribution, buying and selling, export and import of their related products. During the year ended June 30, 2020, Karandhas Pakistan injected equity amounting to Rs. 500 million by acquiring 15,401,948 ordinary shares at a price of Rs. 32,46343 per share which resulted in its 27% shareholding in the Company.

1.1 GEOGRAPHICAL LOCATION AND ADDRESS OF BUSINESS UNITS

The registered office of the Company is situated at Compound No. 26, Chak 24, Bhagatwala, Sargodha, Pakistan.

The Company has the following sales centers:

- Islamabad sales center
- Lahore sales center
- Karachi sales center
- Faisalabad sales center

2 BASIS OF PREPARATION

2.1 Statement of compliance

These financial statements have been prepared in accordance with the accounting and reporting standards as applicable in Pakistan. The accounting and reporting standards applicable in Pakistan comprise of:

- International Financial Reporting Standards (IFRS Standards) issued by the International Accounting Standards Board (IASB) as notified under the Companies Act, 2017; and
- Provisions of and directives issued under the Companies Act, 2017

Where provisions of and directives issued under the Companies Act, 2017 differ from the IFRS Standards, the provisions of and directives issued under the Companies Act, 2017 have been followed.

2.2 Basis of measurement

The financial statements have been prepared under the historical cost convention unless otherwise specifically mentioned.

2.3 Functional and presentation currency

These financial statements are presented in Pak Rupees, which is the Company's functional and presentation currency.

2.4 Use of estimates and judgments

The preparation of financial statements in conformity with the accounting and reporting standards, as applicable in Pakistan, require management to make judgments, estimates and assumptions that affect the application of policies and the reported amounts of assets and liabilities, income and expense. The estimates and associated assumptions are continually evaluated and based on historical experience and various other factors that are believed to be reasonable under the circumstances, the result of which form the basis of making judgments about carrying values of assets and liabilities that are not readily apparent from other sources. Actual results may differ from these estimates.

Prm

[Handwritten mark]

[Handwritten signature]

**WAHDAT POULTRY FARM (PRIVATE) LIMITED
NOTES TO THE FINANCIAL STATEMENTS
FOR THE YEAR ENDED JUNE 30, 2025**

2.4 Use of estimates and judgments (Continued.)

The estimates and underlying assumptions are reviewed on an ongoing basis. Revisions to accounting estimates are recognized in the period in which the estimates are revised if the revision affects only that period, or in the period of the revision and future periods if the revision affects both current and future periods. The areas involving a higher degree of judgments or complexity or areas where assumptions and estimates are significant to the financial statements are as follows:

- 1) Employee retirement benefits (Note 4.14)
- 2) Estimate of useful life of property and equipment (Note 4.1)
- 3) Estimate of useful life of intangible assets (Note 4.2)
- 4) Impairment of non-financial assets (Note 4.3)
- 5) Provision of taxation (Note 4.16)
- 6) Expected credit loss allowance (Note 4.6/(iv))
- 7) Provisions and contingencies (Note 4.13)
- 8) Fair value of biological assets and biological products (Note 4.5)

3 STATUS OF STANDARDS AND INTERPRETATIONS

a) Standards and amendments to approved accounting standards that are effective

There are certain amendments and interpretations to the accounting and reporting standards which are mandatory for the Company's annual accounting period which began on July 01, 2023. However, these do not have any significant impact on the Company's financial reporting.

b) Standards and amendments to approved accounting standards that are not yet effective

There is a standard and certain other amendments to the accounting and reporting standards that will be mandatory for the Company's annual accounting periods beginning on or after July 01, 2023. However, these are considered either not to be relevant or to have any significant impact on the Company's financial statements and operations and, therefore, have not been disclosed in these financial statements.

4 SUMMARY OF MATERIAL ACCOUNTING POLICIES

The accounting policies set out below have been applied consistently to all periods presented in these financial statements.

4.1 Property, plant and equipment

Items included in property, plant and equipment are measured at cost less accumulated depreciation and any accumulated impairment losses, except land and capital work in progress. Land and capital work in progress is stated at cost less accumulated impairment losses, if any. Advance for capital expenditure is stated at cost less accumulated impairment losses, if any. Cost includes expenditure that is directly attributable to the acquisition of the asset.

Subsequent costs are included in the asset's carrying amount or recognized as a separate asset, as appropriate, only when it is probable that future economic benefits associated with the item will flow to the Company and the cost of the item can be measured reliably. The carrying amount of the replaced part is derecognized. All other repairs and maintenance expenses are recognized in the statement of profit or loss during the financial period in which they are incurred.

Rom

2025

MS

WAHDAT POULTRY FARM (PRIVATE) LIMITED
NOTES TO THE FINANCIAL STATEMENTS
FOR THE YEAR ENDED JUNE 30, 2025

4.1 Property, plant and equipment (Continued...)

If significant parts of an item of property, plant and equipment have different useful lives, then they are accounted for as separate items (major components) of property, plant and equipment.

The assets' residual value and useful lives are reviewed, and adjusted if significant, at each balance sheet date. Gains and losses on disposals of property, plant and equipment are recognized in the statement of profit or loss.

The completed or acquired capital work in progress and advances for capital expenditure is transferred to the respective item of operating fixed assets when it becomes available for intended use.

Depreciation on operating assets is provided on reducing balance method at rates mentioned in note 5.1 to the financial statements. Full year depreciation on additions is charged while no depreciation is charged in the year the asset is disposed of. When assets are sold or retired, their cost and accumulated depreciation are eliminated from the financial statements and any gain or loss resulting from their disposal is included in profit or loss.

4.2 Intangible assets

Cost associated with ERP software program is recognized as an expense when incurred. However, costs that are directly attributable to identifiable software and have probable economic benefits exceeding the cost beyond one year, are recognized as an intangible asset. Direct costs include the purchase cost of software and its implementation cost. Intangible assets are amortized from the date they are put to use.

Omega 3 and Docosahexaenoic acid (DHA) products and ERP is amortized over the useful life of 10 years and 3 years respectively.

4.3 Impairment of non-financial assets other than inventories

The Company assesses at each reporting date whether there is any indication that assets other than stores and spares may be impaired. If such an indication exists, the recoverable amount of the assets is estimated in order to determine the extent of impairment loss, if any. Where carrying values exceed the estimated recoverable amount, assets are written down to the recoverable amounts and the resulting impairment loss is recognized as expense in the statement of profit or loss, unless the asset is carried at revalued amount. Any impairment loss of a revalued asset is treated as a revaluation decrease.

4.4 Stock in trade

Stocks are valued at lower of cost and net realizable value except for stock in transit, which is valued at invoice price and related expenses incurred up to the reporting date.

Net realizable value signifies the estimated selling price in the ordinary course of business less estimated costs of completion and estimated costs necessary to make the sales.

The cost is determined as follows:

- Raw materials and packing materials at weighted average cost.
- Biological product is recorded at fair value at the time of harvest and at the same time is then recorded as finished good.
- Finished goods at weighted average cost of purchase, raw materials and applicable manufacturing expenses.
- Cost of raw material, work in process and finished goods comprises of direct materials, labor and appropriate manufacturing overheads. Net realizable value signifies the estimated selling price in the ordinary course of business less the estimated Cost of completion and the estimated costs necessary to make the sale.

[Handwritten signatures and initials]

WAHDAT POULTRY FARM (PRIVATE) LIMITED
NOTES TO THE FINANCIAL STATEMENTS
FOR THE YEAR ENDED JUNE 30, 2025

4.5 Biological assets

Biological assets comprise of parent flocks of birds. These are measured at fair value less estimated cost to sell with any resultant gain/loss being recognized in the statement of profit or loss. Fair value of parent flocks of birds is determined on the basis of birds of similar age, breed and genetic merit. Cost to sale includes all costs necessary to sell the assets, excluding finance cost and income taxes.

4.6 Financial instruments

Recognition and initial measurement

All regular way purchases or sales of financial assets are recognized and derecognized on a trade date basis. Regular way purchases or sales are purchases or sales of financial assets that require delivery of assets within the time frame established by regulation or convention in the marketplace.

All recognized financial assets are measured subsequently in their entirety at either amortized cost or fair value, depending on the classification of the financial assets.

Classification of financial assets:

(i) Debt instruments designated at amortized cost

Debt instruments that meet the following conditions are measured subsequently at amortized cost:

- the financial asset is held within a business model whose objective is to hold financial assets in order to collect contractual cash flows; and
- the contractual terms of the financial asset give rise on specified dates to cash flows that are solely payments of principal and interest on the principal amount outstanding.

(ii) Debt instrument designated at other comprehensive income

Debt instruments that meet the following conditions are measured subsequently at fair value through other comprehensive income (FVTOCI):

- the financial asset is held within a business model whose objective is achieved by both collecting contractual cash flows and selling the financial assets; and
- the contractual terms of the financial asset give rise on specified dates to cash flows that are solely payments of principal and interest on the principal amount outstanding.

By default, all other financial assets are measured subsequently at fair value through profit or loss (FVTPL).

For financial instruments other than purchased or originated credit-impaired financial assets (i.e. assets that are credit-impaired on initial recognition), the effective interest rate is the rate that exactly discounts estimated future cash receipts (including all fees and points paid or received that form an integral part of the effective interest rate, transaction costs and other premiums or discounts) excluding expected credit losses, through the expected life of the debt instrument, or, where appropriate, a shorter period, to the gross carrying amount of the debt instrument on initial recognition. For purchased or originated credit-impaired financial assets, a credit-adjusted effective interest rate is calculated by discounting the estimated future cash flows, including expected credit losses, to the amortized cost of the debt instrument on initial recognition.

Amortized cost and effective interest rate method:

The amortized cost of a financial asset is the amount at which the financial asset is measured at initial recognition minus the principal repayments, plus the cumulative amortization using the effective interest method of any difference between that initial amount and the maturity amount, adjusted for any loss allowance.

The effective interest method is a method of calculating the amortized cost of a debt instrument and of allocating interest income over the relevant period.

[Handwritten signature]

[Handwritten signature]

[Handwritten signature]

WAHDAT POULTRY FARM (PRIVATE) LIMITED
NOTES TO THE FINANCIAL STATEMENTS
FOR THE YEAR ENDED JUNE 30, 2025

Amortized cost and effective interest rate method Continued...

Interest income is recognized using the effective interest method for debt instruments measured subsequently at amortized cost. For financial instruments other than purchased or originated credit-impaired financial assets, interest income is calculated by applying the effective interest rate to the gross carrying amount of a financial asset, except for financial assets that have subsequently become credit-impaired (see below). For financial assets that have subsequently become credit-impaired, interest income is recognized by applying the effective interest rate to the amortized cost of the financial asset. If, in subsequent reporting periods, the credit risk on the credit-impaired financial instrument improves so that the financial asset is no longer credit-impaired, interest income is recognized by applying the effective interest rate to the gross carrying amount of the financial asset.

For purchased or originated credit-impaired financial assets, the Company recognizes interest income by applying the credit-adjusted effective interest rate to the amortized cost of the financial asset from initial recognition. The calculation does not revert to the gross basis even if the credit risk of the financial asset subsequently improves so that the financial asset is no longer credit-impaired.

Interest income is recognized in profit or loss and is included in the "finance income - interest income" line item.

(iii) Equity instruments designated as at FVTOCI

On initial recognition, the Company may make an irrevocable election (on an instrument-by-instrument basis) to designate investments in equity instruments as at FVTOCI. Designation at FVTOCI is not permitted if the equity investment is held for trading or if it is contingent consideration recognized by an acquirer in a business combination.

Investments in equity instruments at FVTOCI are initially measured at fair value plus transaction costs. Subsequently, they are measured at fair value with gains and losses arising from changes in fair value recognized in other comprehensive income and accumulated in the investments revaluation reserve. The cumulative gain or loss will not be reclassified to profit or loss on disposal of the equity investments; instead, they will be transferred to retained earnings.

Dividends on these investments in equity instruments are recognized in profit or loss in accordance with IFRS 9, unless the dividends clearly represent a recovery of part of the cost of the investment. Dividends are included in the 'finance income' line item in profit or loss.

(iv) Financial assets at FVTPL

Financial assets that do not meet the criteria for being measured at amortized cost or FVTOCI are measured at FVTPL. Specifically:

- Investments in EQUITY instruments are classified as at FVTPL, unless the Company designates an EQUITY investment that is neither held for trading nor a contingent consideration arising from a business combination as at FVTOCI on initial recognition.

- Debt instruments that do not meet the amortized COST Criteria or the FVTOCI Criteria are classified as at FVTPL. In addition, Debt instruments that meet either the amortized COST Criteria or the FVTOCI Criteria may be designated as at FVTPL upon initial recognition if such designation eliminates or significantly reduces a measurement or recognition inconsistency (so called 'accounting mismatch') that would arise from measuring ASSETS or LIABILITIES or recognizing the gains and losses on them on different bases. The Company has not designated any Debt instruments as at FVTPL.

- Financial assets at FVTPL are measured at fair value at the end of each reporting period, with any fair value gains or losses recognized in profit or loss.

2/10

Rim

CM

WAHDAT POULTRY FARM (PRIVATE) LIMITED
NOTES TO THE FINANCIAL STATEMENTS
FOR THE YEAR ENDED JUNE 30, 2025

Impairment of financial assets:

The Company recognizes a loss allowance for expected credit losses on investments in debt instruments that are measured at amortized cost or at FVTOCI, lease receivables, trade receivables, contract assets, as well as on financial guarantee contracts. The amount of expected credit losses is updated at each reporting date to reflect changes in credit risk since initial recognition of the respective financial instrument.

The Company always recognizes lifetime ECL for trade receivables, contract assets and lease receivables. The expected credit losses on these financial assets are estimated using a provision matrix based on the Company's historical credit loss experience, adjusted for factors that are specific to the debtors, general economic conditions and an assessment of both the current as well as the forecast direction of conditions at the reporting date, including time value of money where appropriate.

For all other financial instruments, the Company recognizes lifetime ECL when there has been a significant increase in credit risk since initial recognition. However, if the credit risk on the financial instrument has not increased significantly since initial recognition, the Company measures the loss allowance for that financial instrument at an amount equal to 12-month ECL. The assessment of whether lifetime ECL should be recognized is based on significant increases in the likelihood or risk of a default occurring since initial recognition instead of on evidence of a financial asset being credit-impaired at the reporting date.

Lifetime ECL represents the expected credit losses that will result from all possible default events over the expected life of a financial instrument. In contrast, 12-month ECL represents the portion of lifetime ECL that is expected to result from default events on a financial instrument that are possible within 12 months after the reporting date.

Significant increase in credit risk

In assessing whether the credit risk on a financial instrument has increased significantly since initial recognition, the company compares the risk of a default occurring on the financial instrument at the reporting date with the risk of a default occurring on the financial instrument at the date of initial recognition. In making this assessment, the company considers both quantitative and qualitative information that is reasonable and supportable, including historical experience and forward-looking information that is available without undue cost or effort. Forward-looking information considered includes the future prospects of the industries in which the company's debtors operate, obtained from economic expert reports, financial analysts, governmental bodies, relevant think-tanks and other similar organizations, as well as consideration of various external sources of actual and forecast economic information that relate to the company's core operations.

a) Financial assets at FVTPL

In particular, the following information is taken into account when assessing whether credit risk has increased significantly since initial recognition:

- an actual or expected significant deterioration in the financial instrument's external (if available) or internal credit rating;
- significant deterioration in external market indicators of credit risk for a particular financial instrument,

e.g. a significant increase in the credit spread, the credit default swap prices for the debtor, or the length of time or the extent to which the fair value of a financial asset has been less than its amortized cost;

- existing or forecast adverse changes in business, financial or economic conditions that are expected to cause a significant decrease in the debtor's ability to meet its debt obligations;

[Handwritten signatures and initials]

WAHDAT POULTRY FARM (PRIVATE) LIMITED
NOTES TO THE FINANCIAL STATEMENTS
FOR THE YEAR ENDED JUNE 30, 2025

a) Financial assets at FVTPL (Continued.)

- an actual or expected significant deterioration in the operating results of the debtor;
- significant increases in credit risk on other financial instruments of the same debtor;
- an actual or expected significant adverse change in the regulatory, economic, or technological environment of the debtor that results in a significant decrease in the debtor's ability to meet its debt obligations.

Irrespective of the outcome of the above assessment, the Company presumes that the credit risk on a financial asset has increased significantly since initial recognition when contractual payments are more than 30 days past due, unless the Company has reasonable and supportable information that demonstrates otherwise.

(ii) Definition of default:

The Company considers the following as constituting an event of default for internal credit risk management purposes as historical experience indicates that financial assets that meet either of the following criteria are generally not recoverable:

- when there is a breach of financial covenants by the debtor; or
- information developed internally or obtained from external sources indicates that the debtor is unlikely to pay its creditors, including the Company, in full (without taking into account any collateral held by the Company).

Irrespective of the above analysis, the Company considers that default has occurred when a financial asset is more than 360 days past due unless the Company has reasonable and supportable information to demonstrate that a more lagging default criterion is more appropriate.

(ii) Credit impaired financial assets:

A financial asset is credit-impaired when one or more events that have a detrimental impact on the estimated future cash flows of that financial asset have occurred. Evidence that a financial asset is credit-impaired includes observable data about the following events:

- (a) significant financial difficulty of the issuer or the borrower;
- (b) a breach of contract, such as a default or past due event;
- (c) the lender(s) of the borrower, for economic or contractual reasons relating to the borrower's financial difficulty, having granted to the borrower a concession(s) that the lender(s) would not otherwise consider;
- (d) it is becoming probable that the borrower will enter bankruptcy or other financial reorganization; or
- (e) the disappearance of an active market for that financial asset because of financial difficulties.

(iii) Write-off policy:

The Company writes off a financial asset when there is information indicating that the debtor is in severe financial difficulty and there is no realistic prospect of recovery, e.g. when the debtor has been placed under liquidation or has entered into bankruptcy proceedings, or in the case of trade receivables, when the amounts are over two years past due, whichever occurs sooner. Financial assets written off may still be subject to enforcement activities under the Company's recovery procedures, taking into account legal advice where appropriate. Any recoveries made are recognized in profit or loss.

Jan

Romy

Stu

WAHDAT POULTRY FARM (PRIVATE) LIMITED
NOTES TO THE FINANCIAL STATEMENTS
FOR THE YEAR ENDED JUNE 30, 2025

(iv) Measurement and recognition of expected credit losses:

The measurement of expected credit losses is a function of the probability of default, loss given default (i.e. the magnitude of the loss if there is a default) and the exposure at default. The assessment of the probability of default and loss given default is based on historical data adjusted by forward-looking information as described above. As for the exposure at default, for financial assets, this is represented by the assets' gross carrying amount at the reporting date; for financial guarantee contracts, the exposure includes the amount drawn down as at the reporting date, together with any additional amounts expected to be drawn down in the future by default date determined based on historical trend, the Company's understanding of the specific future financing needs of the debtors, and other relevant forward-looking information.

For financial assets, the expected credit loss is estimated as the difference between all contractual cash flows that are due to the Company in accordance with the contract and all the cash flows that the Company expects to receive, discounted at the original effective interest rate. For a lease receivable, the cash flows used for determining the expected credit losses is consistent with the cash flows used in measuring the lease receivable in accordance with IFRS 16 Leases.

For a financial guarantee contract, as the Company is required to make payments only in the event of a default by the debtor in accordance with the terms of the instrument that is guaranteed, the expected loss allowance is the expected payments to reimburse the holder for a credit loss that it incurs less any amounts that the Company expects to receive from the holder, the debtor or any other party.

If the Company has measured the loss allowance for a financial instrument at an amount equal to lifetime ECL in the previous reporting period, but determines at the current reporting date that the conditions for lifetime ECL are no longer met, the Company measures the loss allowance at an amount equal to 12-month ECL at the current reporting date, except for assets for which simplified approach was used.

The Company recognizes an impairment gain or loss in profit or loss for all financial instruments with a corresponding adjustment to their carrying amount through a loss allowance account, except for investments in debt instruments that are measured at FVTOCI, for which the loss allowance is recognized in other comprehensive income and accumulated in the investment revaluation reserve, and does not reduce the carrying amount of the financial asset in the statement of financial position.

(v) Derecognition of financial assets:

The Company derecognizes a financial asset only when the contractual rights to the cash flows from the asset expire, or when it transfers the financial asset and substantially all the risks and rewards of ownership of the asset to another entity. If the Company neither transfers nor retains substantially all the risks and rewards of ownership and continues to control the transferred asset, the Company recognizes its retained interest in the asset and an associated liability for amounts it may have to pay. If the Company retains substantially all the risks and rewards of ownership of a transferred financial asset, the Company continues to recognize the financial asset and also recognizes a collateralized borrowing for the proceeds received.

Rm

[Handwritten mark]

[Handwritten mark]

WAHDAT POULTRY FARM (PRIVATE) LIMITED
NOTES TO THE FINANCIAL STATEMENTS
FOR THE YEAR ENDED JUNE 30, 2025

(v) Derecognition of financial assets: (Continued..)

On derecognition of a financial asset measured at amortized cost, the difference between the asset's carrying amount and the sum of the consideration received and receivable is recognized in profit or loss. In addition, on derecognition of an investment in a debt instrument classified as at FVTOCI, the cumulative gain or loss previously accumulated in the investments revaluation reserve is reclassified to profit or loss. In contrast, on derecognition of an investment in equity instrument which the Company has elected on initial recognition to measure at FVTOCI, the cumulative gain or loss previously accumulated in the investments revaluation reserve is not reclassified to profit or loss, but is transferred to retained earnings.

b) Financial liabilities

All financial liabilities are measured subsequently at amortized cost using the effective interest method or at FVTPL.

(i) Financial liabilities at FVTPL

Financial liabilities at FVTPL are stated at fair value, with any gains or losses arising on changes in fair value recognized in the statement of profit or loss to the extent that they are not part of a designated hedging relationship. The net gain or loss recognized in the statement profit or loss incorporates any interest paid on the financial liability.

However, for financial liabilities that are designated as at FVTPL, the amount of change in the fair value of the financial liability that is attributable to changes in the credit risk of that liability is recognized in statement of other comprehensive income, unless it would create or enlarge an accounting mismatch in statement of profit or loss. The remaining amount of change in the fair value of liability is recognized in statement of profit or loss. Changes in fair value attributable to a financial liability's credit risk that are recognized in statement of other comprehensive income are not subsequently reclassified to statement of profit or loss; instead, they are transferred to retained earnings upon derecognition of the financial liability.

Gains or losses on financial guarantee contracts issued by the Company that are designated by the Company as at FVTPL are recognized in profit or loss.

(ii) Financial liabilities measured subsequently at amortized cost

Financial liabilities that are not designated as FVTPL, are measured subsequently at amortized cost using the effective interest method.

The effective interest method is a method of calculating the amortized cost of a financial liability and of allocating interest expense over the relevant period. The effective interest rate is the rate that exactly discounts estimated future cash payments (including all fees and points paid or received that form an integral part of the effective interest rate, transaction costs and other premiums or discounts) through the expected life of the financial liability, or (where appropriate) a shorter period, to the amortized cost of a financial liability.

(iii) Derecognition of financial liabilities:

The Company derecognizes financial liabilities when, and only when, the Company's obligations are discharged, cancelled or have expired. The difference between the carrying amount of the financial liability derecognized and the consideration paid and payable is recognized in profit or loss.

4.7 Offsetting of financial assets and liabilities

Financial assets and liabilities are offset and the net amount is reported in the balance sheet, if the Company has a legally enforceable right to set-off the recognized amounts and intends to settle either on a net basis or to realize the asset and settle the liability simultaneously.

ms

Rm

ms

WAHDAT POULTRY FARM (PRIVATE) LIMITED
NOTES TO THE FINANCIAL STATEMENTS
FOR THE YEAR ENDED JUNE 30, 2025

4.8 Related party transactions

Related party transactions arising in the normal course of business are conducted at arm's length at normal commercial rates on the same terms and conditions as third party transactions using valuation modes as admissible unless the Directors determine the otherwise to be beneficial for the Company.

4.9 Trade debts

Trade debts are recognized and carried at original invoice amount less an allowance for any uncollectable amounts.

4.10 Foreign currency transactions and translation

Transactions in foreign currencies are translated into functional currency at exchange rates at the date of transaction. Monetary assets and liabilities denominated in foreign currencies at reporting date are translated to the functional currency at the exchange rates at that date. The foreign currency gain or loss on monetary items is the difference between amortized cost in the functional currency at beginning of the year, adjusted for effective interest and payments during the year, and amortized cost in foreign currency translated at the exchange rate at reporting date. Exchange differences are included in the statement of profit or loss.

4.11 Cash and bank balances

Cash and cash equivalents include cash in hand, deposits held at call with banks, and other short-term highly liquid investments with original maturities of three months or less. Short term finance facilities availed by the Company, which are payable on demand and form an integral part of the Company's cash management are included as part of cash and cash equivalents for the purpose of statement of cash flows.

4.12 Provisions

A provision is recognized in the statement of financial position when the Company has a legal or constructive obligation as a result of a past event, it is probable that an outflow of resources embodying economic benefits will be required to settle the obligation and a reliable estimate can be made of the amount of obligation. Provisions are determined by discounting future cash flows at appropriate discount rate where ever required. Provisions are reviewed at each reporting date and adjusted to reflect current best estimate.

4.13 Contingencies

A contingent liability is disclosed when the Company has a possible obligation as a result of past events, existence of which will be confirmed only by the occurrence or non-occurrence of one or more uncertain future events not wholly within the control of the Company; or the Company has a present legal or constructive obligation that arises from past events, but it is not probable that an outflow of resources embodying economic benefits will be required to settle the obligation, or the amount of the obligation cannot be measured with sufficient reliability.

4.14 Employee retirement benefits

The Company operates an unfunded gratuity scheme. The scheme provides for terminal benefits for all its permanent employees whose period of service exceeds one year. Employees are entitled to gratuity on the basis of one gross salary for each completed one year of service after the minimum qualifying period. Annual charge is based on actuarial valuation using Projected Unit Credit Method. The latest actuarial valuation is carried out on June 30, 2025.

Rm

2025

MS

**WAHDAT POULTRY FARM (PRIVATE) LIMITED
NOTES TO THE FINANCIAL STATEMENTS
FOR THE YEAR ENDED JUNE 30, 2025**

4.15 Revenue recognition

Revenue comprises the fair value for the sale of goods net of sales taxes and discounts. Revenue from the sale of goods is recognized when control of the goods passes to customers and the customers can direct the use of and substantially obtain all the benefits from the goods i.e. when the Company has transferred control of the products to the customers and there is no unfulfilled performance obligation at part of the Company that could affect the customer's acceptance of the products.

4.16 Taxation

Tax Liability is based on taxable income at the current rates of taxation after taking into account tax credits and rebates available, if any, or minimum tax on turnover or Alternate Corporate Tax whichever is higher in accordance with the provisions of Income Tax Ordinance 2001.

(i) Current

The amount calculated on taxable income using the notified rate of taxation after taking into account tax credits and rebates available, if any is recognized as "current income tax expense".

Levies

Tax charged under Income Tax Ordinance, 2001 which is not based on taxable income and based on revenue or other basis other than taxable income is classified as levy. Minimum taxes in excess over the amount designated as income tax is recognized as levy falling under the scope of IFRIC 21/IAS 37.

(ii) Deferred

Deferred tax is accounted for on all temporary differences using the liability method arising between the tax bases of assets and liabilities and their carrying amounts appearing in the financial statements. Deferred tax liabilities are recognised for all taxable temporary differences. Deferred tax asset is recognised for all deductible temporary differences to the extent that it is probable that deductible temporary differences will reverse in the future and taxable income will be available against which the deductible temporary differences, unused tax losses and tax credit can be utilised.

Deferred tax asset and liability is measured at the tax rate that is expected to apply to the period when the asset is realised or the liability is settled, based on tax rates that have been enacted. Current and deferred tax is recognised in profit or loss, except to the extent that it relates to items recognised in other comprehensive income or directly in equity. In this case, the tax is also recognised in other comprehensive income or directly in equity, respectively. The calculation of deferred tax involves an estimate of future ratio of export and local sales considering the current trends and future expectations.

(iii) Off-setting

Deferred tax assets and liabilities are offset if there is a legally enforceable right to set off current tax assets against current tax liabilities, and they relate to income taxes levied by the same tax authority.

4.17 Borrowing cost

Borrowings are recognised initially at fair value and are subsequently carried at amortised cost. Borrowing costs are recognized as an expense in the period in which these are incurred except in cases where such costs are directly attributable to the acquisition, construction or production of a qualifying asset in which case such costs are capitalized as part of the cost of that asset.

Rm

[Signature]

[Signature]

WAHDAT POULTRY FARM (PRIVATE) LIMITED
NOTES TO THE FINANCIAL STATEMENTS
FOR THE YEAR ENDED JUNE 30, 2025

5. PROPERTY, PLANT AND EQUIPMENT

	Note	2025	2024
Operating fixed assets	5.1	713,876,701	690,117,909
Capital work in progress	5.2	20,872,019	10,002,335
		<u>734,748,720</u>	<u>700,120,244</u>

5.1 Operating fixed assets - Owned

Description	Male	Free hold lands	Buildings on freehold land	Plant and machinery	Furniture & fixtures	Office equipment	Electrical equipment	Motor vehicles	Total
Year ended June 30, 2025									
Opening carrying amount		115,358,000	476,157,982	55,708,233	3,099,668	16,148,023	18,758,148	17,077,857	696,317,909
Additions		-	-	10,522,681	242,000	2,435,799	2,834,052	94,000	15,110,530
Transferred from CWIP		-	17,476,186	23,888,423	-	-	327,000	-	41,692,607
Depreciation charge	5.1.1	-	(19,215,387)	(13,316,850)	(331,167)	(1,786,573)	(1,309,156)	(1,217,386)	(39,272,892)
Closing net book value		<u>115,358,000</u>	<u>474,418,781</u>	<u>76,195,485</u>	<u>3,067,501</u>	<u>9,864,243</u>	<u>19,790,078</u>	<u>15,456,471</u>	<u>713,876,701</u>
Gross carrying value basis		115,358,000	509,459,309	128,264,265	4,246,191	15,373,674	30,926,870	23,971,117	907,622,643
Cost		-	(115,579,509)	(53,668,789)	(1,279,899)	(3,510,473)	(11,216,811)	(8,540,646)	(193,796,900)
Accumulated depreciation		-	473,888,801	76,595,485	3,067,501	9,864,243	19,790,078	15,456,471	713,876,701
Net book value		<u>115,358,000</u>	<u>474,418,781</u>	<u>76,195,485</u>	<u>3,067,501</u>	<u>9,864,243</u>	<u>19,790,078</u>	<u>15,456,471</u>	<u>713,876,701</u>
Year ended June 30, 2024									
Opening carrying amount		113,856,000	488,568,778	54,615,894	2,473,278	3,412,178	11,175,202	10,805,296	686,290,776
Additions		-	-	1,402,000	118,000	1,094,750	2,618,543	110,000	5,941,297
Transferred from CWIP		-	9,408,123	9,428,700	3,412,581	6,735,500	1,040,648	-	22,874,553
Depreciation charge	5.1.1	-	(19,079,816)	(9,029,453)	(314,109)	(1,794,337)	(2,089,239)	(1,887,540)	(35,200,912)
Closing net book value		<u>113,856,000</u>	<u>476,157,982</u>	<u>75,796,233</u>	<u>3,099,668</u>	<u>9,864,243</u>	<u>18,258,148</u>	<u>17,077,857</u>	<u>696,317,909</u>
Gross carrying value basis		113,856,000	573,163,120	93,852,153	4,004,191	13,637,473	27,785,040	23,903,317	458,819,306
Cost		-	(95,025,130)	(138,133,830)	(168,273)	(3,769,814)	(19,320,892)	(6,621,261)	(174,101,197)
Accumulated depreciation		-	476,157,982	55,708,233	3,099,668	9,864,243	18,258,148	17,077,857	696,317,909
Net book value		<u>113,856,000</u>	<u>476,157,982</u>	<u>75,796,233</u>	<u>3,099,668</u>	<u>9,864,243</u>	<u>18,258,148</u>	<u>17,077,857</u>	<u>696,317,909</u>
Depreciation Rate		0%	4%	15%	10%	15%	10%	10%	10%

5.1.1 The depreciation for this year has been allocated to total self sales, administrative expenses and selling & distribution expenses amounting to Rs. 30,403,773 (2024: Rs. 33,222,106). Rs. 1,035,207 (2024: Rs. 940,000) and Rs. 1,790,742 (2024: Rs. 1,208,839) respectively.

Handwritten signatures and initials in blue ink.

WAHDAT POULTRY FARM (PRIVATE) LIMITED
NOTES TO THE FINANCIAL STATEMENTS
FOR THE YEAR ENDED JUNE 30, 2025

	Note	2025 Rupees	2024 Rupees
5.2 CAPITAL WORK IN PROGRESS			
Opening balance at the beginning of the year		18,882,359	-
Additions during the year		43,482,267	86,756,112
Transfer to owned assets	5.2.1	(41,692,607)	(27,873,753)
Closing balance at the end of the year		<u>20,672,019</u>	<u>18,882,359</u>
5.2.1	This represents the cost of construction of building and the allied machinery for manufacturing of pulp trays.		
6 INTANGIBLE ASSETS		Omega 3	Total
Cost		-----Rupees-----	
Balance as at July 01, 2024		26,584,000	26,584,000
Additions		-	-
Disposal		-	-
Balance as at June 30, 2025		<u>26,584,000</u>	<u>26,584,000</u>
Accumulated Amortization			
Balance as at July 01, 2024		15,950,400	15,950,400
Amortization for the year		2,658,400	2,658,400
Balance as at June 30, 2025		<u>18,608,800</u>	<u>18,608,800</u>
WDV as at June 30, 2025		<u>7,975,200</u>	<u>7,975,200</u>
Cost			
Balance as at July 01, 2023		26,584,000	26,584,000
Additions		-	-
Disposal		-	-
Balance as at June 30, 2024		<u>26,584,000</u>	<u>26,584,000</u>
Accumulated Amortization			
Balance as at July 01, 2023		13,292,900	13,292,900
Amortization for the year		2,658,400	2,658,400
Balance as at June 30, 2024		<u>15,950,400</u>	<u>15,950,400</u>
WDV as at June 30, 2024		<u>10,633,600</u>	<u>10,633,600</u>
6.1	This represents development cost of Omega 3 and Docosahexaenoic acid (DHA) products. The estimated useful life of intangible asset is estimated to be 10 years (2024: 10 years).		
7 DEFERRED TAXATION			
Deferred tax liability-opening		27,404,950	(12,381,506)
Charged to profit & loss		21,467,451	40,226,238
Charged to other comprehensive income		(1,401,247)	(439,782)
		<u>47,471,154</u>	<u>27,404,950</u>
Deferred tax assets arising due to taxable temporary timing differences are as follows:			
Accelerated depreciation		150,575,235	173,087,723
Allowance for expected credit losses		(3,126,746)	(2,836,220)
Employee retirement benefits		(3,639,404)	(3,799,930)
Unused tax losses		(103,546,131)	(126,513,374)
Unused tax credit		(87,734,108)	(67,343,148)
		<u>(47,471,154)</u>	<u>(27,404,950)</u>





**WAHDAT POULTRY FARM (PRIVATE) LIMITED
NOTES TO THE FINANCIAL STATEMENTS
FOR THE YEAR ENDED JUNE 30, 2025**

	Note	2025 Rupees	2024 Rupees
7 DEFERRED TAXATION (CONTINUED...)			
7.1	Deferred tax computed at the rate of 29% (2024: 29%).		
7.2	The deferred tax asset arising from unutilized tax losses as of June 30, 2025, is calculated on tax depreciation and amortization amounting Rs. 103,475 million, & will be available for the adjustment for foreseeable future.		
8 TRADE DEBTS			
Trade debts		540,214,232	365,608,955
Allowance for expected credit losses	8.1	(10,781,884)	(9,780,069)
		<u>529,432,348</u>	<u>355,828,886</u>
8.1 Allowance for expected credit losses			
Balance at beginning of the year		9,780,069	8,961,211
Charge during the year		1,001,815	838,858
Balance at end of the year		<u>10,781,884</u>	<u>9,780,069</u>
9 STOCK IN TRADE			
Raw material		297,817,023	334,341,434
Packing material		21,035,833	17,414,041
Finished goods		28,009,770	20,719,228
		<u>346,862,626</u>	<u>372,474,703</u>
10 BIOLOGICAL ASSETS			
Opening balance		618,679,060	438,490,040
Acquisition during the year		53,639,544	80,120,089
Disposed during the year		(53,573,802)	(90,856,459)
Change in fair value		85,702,619	190,925,182
Closing balance		<u>704,447,421</u>	<u>618,679,060</u>
Number of birds at year end		<u>449,258</u>	<u>380,147</u>
Matured		269,254	274,177
Immature		180,004	106,170
11 DEPOSITS, ADVANCES AND OTHER RECEIVABLES			
Deposits			
Security deposits		12,248,617	1,878,617
Advances			
Advances to suppliers - unsecured		59,950,635	28,669,305
Staff advances - Personal		4,433,191	6,276,223
Staff advances - Official	11.1	21,670,590	12,053,883
Prepaid insurance		380,340	380,340
Other receivables			
Interest receivable - related party	12.1	28,178,345	28,178,345
		<u>126,861,726</u>	<u>77,436,722</u>
11.1	These represent advances for meeting official expenditures while they are on distribution offices of the Company.		





**WAHDAT POULTRY FARM (PRIVATE) LIMITED
NOTES TO THE FINANCIAL STATEMENTS
FOR THE YEAR ENDED JUNE 30, 2025**

	Note	2025 Rupees	2024 Rupees
12 LOAN TO RELATED PARTY - UNSECURED			
Opening balance		-	12,700,079
Adjusted during the year		-	-
Repayment during the year		-	(12,700,079)
Closing balance	12.1	-	-
12.1	This represents the sub-ordinated loan to the Wahdat Dairy Farm (WDF), an associated undertaking.		
13 CASH AND BANK BALANCES			
Cash in hand		7,604,003	5,259,427
Cash at bank:			
Local currency			
- Current accounts		33,062,732	43,101,373
		40,666,735	48,360,800
14 SHARE CAPITAL			
Authorized share capital			
60,000,000 (2024: 60,000,000) Ordinary shares of Rs. 10/- each		600,000,000	600,000,000
Issued, subscribed and paid up capital			
15,421,940 (2024: 15,421,940) Ordinary shares of Rs. 10/- each fully paid in cash		154,219,400	154,219,400
41,622,303 (2024: 41,622,303) Ordinary shares of Rs. 10/- each fully paid other than cash		416,223,030	416,223,030
		570,442,510	570,442,510

The Company has only one class of ordinary shares which carries no right to fixed income. The shareholders are entitled to receive dividend as declared from time to time and are entitled to one vote per share at meetings of the Company. All shares rank equally with regard to the Company's residual assets.

15 SHARE PREMIUM

This represents premium on issue of 12,303,165 and 3,018,783 shares to Karindax Pakistan on January 09, 2020 and March 19, 2020 respectively, at a premium of Rs. 22.46343 per share. Share premium cannot be utilized except for the purposes mentioned under section 81 of Companies Act 2017.

16 LONG TERM FINANCING

From related parties:

Karindax Pakistan

16.1	41,079,311	41,079,311
------	------------	------------

From un-related parties:

Diminishing musharakah I & II

16.2	118,142,609	97,410,431
------	-------------	------------

Diminishing musharakah

16.3	2,706,538	5,799,000
------	-----------	-----------

161,928,478 **144,297,542**

Less: Current portion

(34,180,518) (76,307,239)

127,747,960 **67,990,303**

[Handwritten signatures]

[Handwritten signature]

**WAHDAT POULTRY FARM (PRIVATE) LIMITED
NOTES TO THE FINANCIAL STATEMENTS
FOR THE YEAR ENDED JUNE 30, 2025**

16 LONG TERM FINANCING (Continued.)

- 16.1** In 2021, a Rs. 50 million facility was acquired from Karandaz Pakistan (an affiliate). Interest is 3-month KIBOR plus 200 basis points annually, paid monthly. Following 1st amendment, the facility's tenure is sixty (60) months from the disbursement date, concluding on 31 March 2026. As of 1st July 2023, the interest rate has been reduced from 3M KIBOR + 2% Per Annum to 3M KIBOR + 0.5% Per Annum. Following 2nd amendment on 30th September, 2023, the facility tenure is now thirty (30) months from the date of amendment. Additionally, interest accrued and unpaid amounting to Rs. 8,143,679 until 30th September 2023 has been capitalized into the outstanding principal amount.
- 16.2** The company has obtained loan from OJF Mudaraba at the rate of 6 month KIBOR plus 4% for acquisition of plant and machinery. The loan is secured by specific charge on diminishing musharakah assets, personal guarantees of all director except director nominated by Karandaz Pakistan, postdated cheques for entire diminishing musharakah tenure and equitable plus token mortgage of company land and building located at Sargodha.
- 16.3** The company has obtained loan from different financial institutions for purchased of vehicles. The loan carry markup at the rate of 6 month KIBOR plus 2.5% to 4%. The loan is secured by personal guarantees of all director except director nominated by Karandaz Pakistan, postdated cheques for entire diminishing musharakah tenure and registration of vehicle in favor of lender.

	Note	2025 Rupees	2024 Rupees
17 EMPLOYEE RETIREMENT BENEFITS			
Employees gratuity		12,549,670	13,103,208
17.1 Reconciliation of net liability is as follows:			
Present value of defined obligations		12,549,670	13,103,208
Fair value of plan assets		-	-
		<u>12,549,670</u>	<u>13,103,208</u>
17.2 Movement in the net liability is as follows:			
Opening balance		13,103,208	9,910,680
Charge during the year - P/L		4,278,349	4,709,016
Other comprehensive income		(4,831,887)	(1,516,488)
Closing balance		<u>12,549,670</u>	<u>13,103,208</u>
17.3 Movement in present value of defined obligation			
Present value of defined obligations at beginning of the year		13,103,208	9,910,680
Current service cost		2,345,626	3,098,530
Interest cost		1,932,723	1,610,486
Reversal of Liability		(2,850,000)	-
Experience adjustment		(1,981,887)	(1,516,488)
Obligation at end of the year		<u>12,549,670</u>	<u>13,103,208</u>
17.4 Allocation of gratuity charge:			
Cost of goods sold		658,689	583,711
Administrative expenses		1,262,321	2,115,191
Selling and distribution expense		2,357,339	2,010,114
		<u>4,278,349</u>	<u>4,709,016</u>

Zahid *Ram*

M

**WAHDAT POULTRY FARM (PRIVATE) LIMITED
NOTES TO THE FINANCIAL STATEMENTS
FOR THE YEAR ENDED JUNE 30, 2025**

17.5 Actuarial assumptions

Valuation discount rate used for present value of defined benefit obligation	11.75%	14.75%
Salary increase rate	11.75%	14.75%
Normal retirement age	60 years	60 years
Average expected remaining working lifetime of members	5 Years	5 Years
Average duration of liability	4 Years	4 Years
Mortality table	As per SLIC	As per SLIC

17.6 Sensitivity analysis

The sensitivity analysis is based on a change in assumption while holding all other assumptions constant. In practice, this is unlikely to occur, and changes in some of the assumptions may be correlated. When calculating the sensitivity of defined benefit obligation to significant actuarial assumptions the same method (present value of defined benefit obligation calculated with the projected unit credit method at the end of the reporting period) has been applied, as applied when calculating the gratuity liability recognized within the statement of financial position.

Present value of defined benefit obligation - 2025

Discount rate	Rupees	Rate of salary	Rupees
+1%	12,038,404	+1%	13,080,904
-1%	13,056,077	-1%	12,037,208

Present value of defined benefit obligation - 2024

Discount rate	Rupees	Rate of salary	Rupees
+1%	12,592,080	+1%	13,635,003
-1%	13,635,385	-1%	12,591,925

	Note	2025 Rupees	2024 Rupees
18 SHORT TERM BORROWINGS			
Running finance - Askari Bank Limited	18.1	105,840,717	105,981,987
Cash finance - Askari Bank Limited	18.2	296,253,890	261,220,466
FATR - Askari Bank Limited	18.3	81,112,358	119,987,288
Short term finance - Askari Bank Limited	18.4	10,373,014	21,930,000
Short term finance - National Bank	18.5	72,979,999	49,979,999
Short term finance - National Bank	18.6	74,964,672	74,964,672
		641,524,651	634,074,413

18.1 This represents the outstanding balance of running finance facility of Rs. 110 million (same in 2024) from running finance at 3-month KIBOR plus 200 basis points yearly (same in 2024), paid monthly. Secured by: 1st Pari Passu charge on current assets worth Rs. 235 million, registered at SECP, 1st exclusive charge of Rs. 66 million at SECP through TRM of Rs. 0.1 million and equitable mortgage on land and building owned by the Company, along with EM and unregistered GPA.

18.2 This represents the outstanding balance: Rs. 300 million (same in 2024) from Cash Finance-Pledge (CF) at 3-month KIBOR plus 200 basis points yearly (same in 2024), paid monthly. Pledged goods released upon cash payment/fund realization within 180 days through Bank's Delivery Order. Secured by: 1st exclusive charge of Rs. 335 million at SECP over pledged assets of M/S Wahdat Poultry Farm (Private) Limited at farm premises in separate gis/own with a 10% margin under Bank's approved muqaddam's arrangement.



**WAHDAT POULTRY FARM (PRIVATE) LIMITED
NOTES TO THE FINANCIAL STATEMENTS
FOR THE YEAR ENDED JUNE 30, 2025**

- 10.3** This represents the outstanding balance: Rs. 50 million (same in 2024) and Rs. 70 million from Finance Against Trust Receipts (FATR) at 3-month KIBOR plus 200 basis points yearly (same in 2024) and 3-month KIBOR plus 300 points yearly respectively, paid monthly. Principal settled by Wahdat Poultry Farm (Private) Limited within 180 days. Secured by: 1st Pari Passu charge on current assets valued at Rs. 235 million, TRM of Rs. 0.1 million and EM (with un-registered GPA) on agricultural land measuring 327 Kanals, owned by a Company director, at Chak#24 Jannabi Tehsil and District Sargodha.0433
- 10.4** This represents the outstanding balance: Rs. 15 million and 6.93 million (9 million in 2024) from Short Term Finance (STF) at 3-month KIBOR plus 200 basis points yearly and 3-month KIBOR plus 300 basis points yearly respectively (same in 2024), paid monthly. Reversing STF, adjusted within 90 days from own sources. Secured by: Accepted bills from customers/companies against sale of eggs, TRM of Rs. 0.5 million (with un-registered GPA) on a property owned by the Company's chief executive at House No#244, Street#23, F-11/2, Islamabad, measuring 666.66 sq. yards.
- 10.5** This represents outstanding balance of Rs. 50M Fresh agricultural non-farm facility at 3MK + 1.75% p.a. if paid within 10 days; else, 3MK+2.5% p.a. Recovered in 3 years via revolving Credit Scheme. Secured by 1st Pari Passu Hypothecation on all current assets, incl. stocks & receivables, up to PKR 67.00M, registered with SECP. 1st Pari Passu charge on all fixed assets, incl. land, building, commercial property, up to PKR 41.00M, registered with SECP. Mortgage of 63 Kanals Agriculture Land, Chak 24, Sargodha, up to Rs. 50M, owned by Mrs. Shahana Muhammad Shahid. Personal Guarantees of Directors and property owners, except nominee director of Karandaaz.
- 10.5.1** This represents the outstanding balance of Rs. 35 million under a Finance Against Packing Credit/POF Part-I facility at 3-month KIBOR plus 3.25% per annum, repayable through export proceeds or internal cash flows and expiring on 30 September 2025. The facility is secured by a first pari passu charge of Rs. 100 million on current assets registered with SECP, lien over export documents, a registered mortgage of House No. 259-B, Margalla Road, F-11/2, Islamabad (666.66 sq. yards) owned by Mr. Muhammad Shahid Zaman and Mrs. Shahana Muhammad Shahid, and personal guarantees of directors and property owners, except nominee director of Karandaaz.
- 10.6** Outstanding: Rs. 75M Cash finance (Hip) at 3 Months KIBOR + 1.75% p.a. (if paid within 10 days of due, else regular bank policy markup). Renewed on April 28, 2023. Secured by: Hypothecation of present & future stock/work in process. Taken registered mortgage of Rs. 100,000/- on residential house, House #259-B Margalla Road, Sector F-11/2, Islamabad, owned by Mr. Muhammad Shahid Zaman & Mrs. Shahana Muhammad. Market value Rs. 127.635M, forced sale value Rs. 107.441M, valued by Messrs Harwater Services Private Limited. Personal guarantees of firm's director and property owner, except Mr. Sayyed Hayat Ali, Karandaaz nominee.

	Note	2025 Rupees	2024 Rupees
19 TRADE AND OTHER PAYABLES			
Accrued liabilities		10,174,681	15,940,194
Markup payable		16,249,327	32,963,093
Income tax withhold		21,367,411	17,079,721
Trade creditors		96,782,506	50,023,214
Other payables	19.1	6,529,467	5,220,588
		151,103,392	122,026,810
19.1 This includes accrued interest of Rs. 1,914,050 (2024: Rs. 171,071) on loan provided by CEO/Director at the rate of 3-month Kibor plus 0.5%			
20 LOAN FROM RELATED PARTY			
Loan from CEO-Mr. Aurangzeb		4,558,000	3,000,000
Loan from Director-Mr. Muhamesad Shahid		15,200,000	-
		19,758,000	3,000,000

230 *Rm*
my

WAHDAT POULTRY FARM (PRIVATE) LIMITED
NOTES TO THE FINANCIAL STATEMENTS
FOR THE YEAR ENDED JUNE 30, 2025

20 LOAN FROM RELATED PARTY (Continued..)

20.1 This represents loan provided by the CEO/Director of the company to meet working capital requirement. This loan is unsecured and repayable on demand. This carry markup at the rate 3-month KIBOR plus 0.5 basis points per annum (same Interest Rate as in Note 9 16.1).

21 CONTINGENCIES AND COMMITMENTS

21.1 Contingencies

There were no contingencies at year end (2024: Nil).

21.2 Commitments

There were no commitments at year end (2024: Nil).

	Note	2025 Rupees	2024 Rupees
22 SALES			
Local		2,336,399,464	2,352,875,607
Export		454,900,179	162,644,310
		2,791,379,643	2,515,519,917

22.1 The Company is not charging sales tax as eggs are exempted from charge in terms of section 13(1) read with entry number 11 of Table of 6th schedule of the Sales Tax Act, 1990.

23 COST OF SALES

Raw material consumed	23.1	1,338,869,064	1,284,401,022
Outsourced eggs	23.2	259,098,439	220,419,576
Salaries, wages and other benefits		71,382,850	63,206,056
Mess & uniform		13,806,705	13,785,420
Office entertainment		48,776	-
Electricity & other utilities		70,531,577	70,364,224
Fuel - generator		11,606,135	19,031,500
Petrol oil and lubricants		1,071,045	924,008
Carriage, freight and toll taxes		108,066,063	57,374,797
Travelling and conveyance		4,705,525	2,290,000
Repair and maintenance		15,049,764	13,744,978
Telephone and postage		5,133,807	974,366
Printing and stationery		4,639,355	5,950,793
Subscription fees		136,515	487,431
Medicines		16,750,849	9,942,713
Packing		143,181,530	171,095,667
Depreciation on owned assets	5.1.1	36,461,733	33,252,306
Amortization of intangibles	6	2,658,400	2,658,400
Miscellaneous	23.4	7,227,561	6,801,666
	23.1	2,132,435,773	1,926,783,731

23.1 Raw material consumed

Opening stock		334,541,434	333,121,944
Add: Purchases	23.1.1	1,302,144,653	1,295,820,512
Less: Closing stock		(297,817,023)	(334,541,434)
		1,338,869,064	1,284,401,022

23.1.1 The break up of raw material purchased is as follows:

Raw material purchased for:			
- Rearing flock - Old		84,377,249	164,866,771
- Rearing flock - New		4,772,361	2,676,185
- Production flock		1,212,995,043	1,128,277,556
		1,302,144,653	1,295,820,512

2025
Ran
my

**WAHDAT POULTRY FARM (PRIVATE) LIMITED
NOTES TO THE FINANCIAL STATEMENTS
FOR THE YEAR ENDED JUNE 30, 2025**

23 COST OF SALES (Continued.)

23.2 This represents the cost of all categories of eggs purchased from third parties for unbranded supply to limited R&B buyers.

23.3 This includes brooding expense of Rs. 130,421,723 (2024: Rs. 33,586,451).

23.4 Miscellaneous expenses includes Mukaddam charges of Rs. 932,167 (2024: Rs. 973,710)

	Note	2025 Rupees	2024 Rupees
24 ADMINISTRATIVE EXPENSES			
Salaries, wages and other benefits		49,011,548	40,102,061
Office entertainment		2,709,930	2,722,963
Utilities		820,239	961,952
Rent, rates and taxes		2,363,268	2,272,930
Petrol, oil and lubricants		6,914,354	5,702,548
Telephone and postage		2,171,946	1,201,680
Printing and stationery		566,318	664,861
Office repair and maintenance		458,605	824,624
Vehicle repair and maintenance		2,432,145	1,659,997
Travelling and conveyance		5,860,762	5,111,159
Depreciation on owned assets	5.1.1	1,031,787	940,968
Insurance		931,719	586,614
Fee and subscriptions		1,052,697	107,880
Legal and professional charges		569,880	4,354,285
Auditors' remuneration - statutory audit fee		3,379,630	372,500
Expected credit losses	8.1	1,801,815	838,858
Miscellaneous		5,789,970	6,715,201
		87,066,233	83,265,401
25 SELLING AND DISTRIBUTION EXPENSES			
Salaries, wages and other benefits		89,761,171	79,440,332
Meal and uniform		9,406,097	8,017,322
Carriage, freight and toll taxes		42,542,233	46,771,735
Advertisement and promotion		34,782,676	28,457,960
Dealers' commission and margin		9,004,351	11,938,066
Entertainment		882,452	1,174,144
Utilities		5,067,947	4,936,970
Petrol, oil and lubricants		22,844,618	26,596,368
Travelling and conveyance		735,214	1,678,832
Vehicles repair and maintenance		6,021,462	4,710,120
Office repair and maintenance		1,373,856	1,410,483
Rent, rates and taxes		4,502,310	7,743,388
Telephone and postage		1,449,558	1,401,893
Printing and stationery		4,231,633	5,510,905
Legal and professional charges		47,500	37,600
Depreciation on owned assets	5.1.1	1,750,742	1,596,639
Scrap and wastage		41,345,579	40,192,068
Miscellaneous		5,638,826	4,262,950
		281,386,425	275,875,783

Handwritten signatures and initials:




WAHDAT POULTRY FARM (PRIVATE) LIMITED
NOTES TO THE FINANCIAL STATEMENTS
FOR THE YEAR ENDED JUNE 30, 2025

	Note	2025 Rupees	2024 Rupees
26 OTHER INCOME			
Fair value gain on valuation of biological assets/product		85,702,619	190,925,382
(Loss) on disposal of biological assets		(42,015,092)	(52,550,384)
Sale of manure		15,834,364	25,449,840
Interest on loan to related party	12	-	2,005,062
(Loss) on foreign exchange transactions		(796,037)	-
Others		3,794,981	2,722,962
		<u>62,520,735</u>	<u>168,552,862</u>
27 FINANCE COST			
Makeup on long term financing		26,000,416	30,976,449
Markup on short term borrowings		100,691,863	143,301,131
Bank charges		2,727,431	2,560,188
Miscellaneous	20.1	1,742,979	171,071
		<u>131,162,691</u>	<u>177,008,839</u>
28 LEVIES AND INCOME TAXATION			
This represents portion of minimum tax paid under section 153(1)(b) of Income Tax Ordinance (ITO, 2001), representing levy in terms of requirements of IFIRC 21/IAS 37.			
Reconciliation of current tax charged as per tax laws for the year, with current tax recognised in the profit and loss account, is as follows:			
Current tax			
Current tax liability for the year as per applicable tax laws		40,682,156	38,231,177
Portion of current tax liability as per tax laws, representing income tax under IAS 12		(18,409,350)	(18,958,167)
Portion of current tax computed as per tax laws, representing levy in terms of requirements of IFIRC 21/IAS 37		(22,072,790)	(19,273,010)
		<u>-</u>	<u>-</u>
29 TRANSACTIONS AND BALANCES WITH RELATED PARTIES			
The related parties comprise of associated companies, directors and key management personnel. The company in the normal course of business carries out transactions with various related parties. The company enters into transactions with related parties on the basis of mutually agreed terms. Significant transactions and balances with related parties are as follows.			

WAHDAT POULTRY FARM (PRIVATE) LIMITED
 NOTES TO THE FINANCIAL STATEMENTS
 FOR THE YEAR ENDED JUNE 30, 2025

29.1 TRANSACTIONS WITH RELATED PARTIES

Name of the Party	Relationship with the Company	Nature of Transaction	2025 Rupees	2024 Rupees
Mr. Aurangzeb Khan	Chief Executive	Loan received	41,558,000	3,000,000
		Loan Paid	(40,000,000)	-
		Interest expense	798,834	171,071
Mr. M. Shahid Zaman	COO/Director	Loan received	36,200,000	-
		Loan Paid	(21,000,000)	-
		Interest expense	944,145	-
Karamdaz Pakistan	Associated Company	Loan received	-	-
		Repayment of loan	-	4,542,456
		Interest expense	6,098,454	7,015,281
Wahdat Dairy Farm	Associated entity	Interest receivable	-	28,178,345
		Adjustment of loan from CEO loan	-	-

29.2 BALANCES WITH RELATED PARTIES

Name of the Party	Relationship with the Company	Nature of Balances	2025 Rupees	2024 Rupees
Wahdat Dairy Farm	Associated entity	Interest Receivable in respect of loan provided	28,178,345	28,178,345
Karamdaz Pakistan	Associated Company	Payable balances	-	-
		Loan-Accrued Markup	41,079,311	41,079,311
		Accrued Markup	10,606,554	4,508,100
Mr. Aurangzeb Khan	Chief Executive	Payable balances	-	-
		Loan-Accrued Markup	4,558,000	3,000,000
		Accrued Markup	969,905	171,071
Mr. Muhammad Shahid	COO/Director	Payable balances	-	-
		Loan-Accrued Markup	15,200,000	-
		Accrued Markup	944,145	-

[Handwritten signature]

[Handwritten signature]

[Handwritten signature]

WAHDAT POULTRY FARM (PRIVATE) LIMITED
 NOTES TO THE FINANCIAL STATEMENTS
 FOR THE YEAR ENDED JUNE 30, 2025

30	REMUNERATION OF DIRECTORS, CHIEF EXECUTIVE AND EXECUTIVES			
	Particulars	Chief Executive Officer	Directors	Executive
	2025	Pak Rupees		
	Managerial remuneration	12,000,000	18,000,000	23,932,800
	Gratuity	-	-	2,457,900
		<u>12,000,000</u>	<u>18,000,000</u>	<u>26,390,700</u>
	Number of persons	1	2	12
	2024			
	Managerial remuneration	12,000,000	18,000,000	13,162,800
	Gratuity	-	-	2,593,825
		<u>12,000,000</u>	<u>18,000,000</u>	<u>15,756,625</u>
	Number of persons	1	2	5

31 FINANCIAL RISK MANAGEMENT

The Company has exposure to the following risks from its use of financial instruments:

- credit risk;
- liquidity risk; and
- market risk.

This note presents information about the Company's exposure to each of the above risks, the Company's objectives, policies and processes for measuring and managing risk, and the Company's management of capital. Further quantitative disclosures are included throughout these financial statements.

The Board of Directors has overall responsibility for the establishment and oversight of the Company's risk management framework. The Board is responsible for developing and monitoring the Company's risk management policies.

The Company's risk management policies are established to identify and analyze the risks faced by the Company, to set appropriate risk limits and controls, and to monitor risks and adherence to limits. Risk management policies and systems are reviewed regularly to reflect changes in market conditions and the Company's activities. The Company, through its training and management standards and procedures, aims to develop a disciplined and constructive control environment in which all employees understand their roles and obligations.

31.1 Credit risk

Credit risk is the risk of financial loss to the Company if a customer or counterparty to a financial instrument fails to meet its contractual obligations. To manage credit risk the Company maintains procedures covering the application for credit approvals, granting and renewal of counterparty limits and monitoring of exposures against these limits. As part of these processes the financial viability of all counterparties is regularly monitored and assessed.

The Company is exposed to credit risk from its operating and certain investing activities and the Company's credit risk exposures are categorized under the following headings:

Exposure to credit risk	2025 Rupees	2024 Rupees
The maximum exposure to credit risk at the reporting date was:		
Deposits, advances and other receivable	44,860,153	36,333,185
Trade debts	529,432,348	355,828,886
Loan to related party	-	-
Bank balances	33,062,732	43,101,373
	<u>607,355,233</u>	<u>435,263,444</u>

[Handwritten signatures and initials]

WAHDAT POULTRY FARM (PRIVATE) LIMITED
NOTES TO THE FINANCIAL STATEMENTS
FOR THE YEAR ENDED JUNE 30, 2025

31.1 Credit risk (Continued..)

To manage exposure to credit risk in respect of trade receivables, management performs credit reviews taking into account the customer's financial position, past experience and other factors. Where considered necessary, advance payments are obtained from certain parties.

	2025 Rupees	2024 Rupees
The aging of trade receivable at the reporting date is:		
Past Due 1 - 90 Days	519,973,969	365,608,399
Past Due 91 - 180 Days	20,240,263	183,160
Past Due 180 - 365 Days	-	-
Past Due 365 Days	-	-
	<u>540,214,232</u>	<u>365,791,559</u>
Expected credit losses:	<u>(10,781,884)</u>	<u>(9,780,069)</u>
	<u>529,432,348</u>	<u>356,011,490</u>

Credit quality of financial assets

The credit quality of financial assets that are neither past due nor impaired can be assessed by reference to external credit ratings or to historical information about counterparty default rates:

Counter parties without credit rating	574,292,501	392,162,071
Counter parties with credit rating	33,062,732	43,101,373
	<u>607,355,233</u>	<u>435,263,444</u>

Bank Balances

The exposure to banks is managed by dealing with variety of major banks and monitoring exposure limits on continuous basis. The ratings of banks ranges from A to AAA.

Concentration of credit risk

Concentration of credit risk arises when a number of counter parties are engaged in similar business activities or have similar economic features that would cause their abilities to meet contractual obligation to be similarly affected by the changes in economic, political or other conditions. The Company believes that it is not exposed to major concentration of credit risk.

Liquidity risk is the risk that the Company will encounter difficulties in raising funds to meet commitments associated with the financial instruments. The management is closely monitoring the Company's liquidity and cash flow position through its treasury function and ensures availability of funds by maintaining credit facilities available from financial institutions. The liquidity management also involves monitoring of liquidity ratios and maintaining debt financing plans.

The table below summarizes the maturity profile of the Company's financial liabilities based on contractual undiscounted payments:

2025	Carrying Amount	Contractual Cash flows	Less than 1 year	More than 1 year
			----- Rupees -----	
Long term financing	161,928,478	161,928,478	34,180,518	127,747,960
Short term borrowings	641,524,651	641,524,651	641,524,651	-
Trade and other payables	129,735,981	129,735,981	129,735,981	-
	<u>933,189,110</u>	<u>933,189,110</u>	<u>805,441,150</u>	<u>127,747,960</u>





**WAHDAT POULTRY FARM (PRIVATE) LIMITED
NOTES TO THE FINANCIAL STATEMENTS
FOR THE YEAR ENDED JUNE 30, 2025**

31.1 Credit risk (Continued..) 2024	Carrying	Contractual	Less than	More than
	Amount	Cash flows	1 year	1 year
	----- Rupees -----			
Long term	144,297,542	144,297,542	78,307,039	222,604,581
Short term borrowings	634,074,413	634,074,413	634,074,413	-
Trade and other payables	104,147,089	104,147,089	104,147,089	-
	882,519,044	882,519,044	816,528,541	222,604,581

It is not expected that the cash flows included in the maturity analysis could occur significantly earlier or at significantly different amounts.

31.2 Market Risk

Market risk is the risk that the value of the financial instrument may fluctuate as a result of changes in market interest rates or market rate of foreign currency. The Company incurs financial liabilities to manage its market risk. All such activities are carried out with the approval of the Board. The Company is exposed to interest rate and currency risks.

Market risk management is further analyzed in two categories:

- (a) Interest rate risk management.
- (b) Currency rate risk management.

(a) Interest rate risk management

The interest rate risk is the risk that the fair value or the future cash flows of a financial instrument will fluctuate because of changes in market interest rates. Majority of the interest rate exposure arises from long term loan, subordinated loans, lease liabilities and short term borrowings. Interest rates are mostly dependent upon Karachi Inter Bank Offered Rate ("KIBOR") as indicated in respective notes. There were no fixed rate instruments outstanding as at reporting date.

	2025 Rupees	2024 Rupees
Variable rate instruments		
Financial assets		
Loan to related party	-	-
Financial liabilities		
Long term loan	161,928,478	(144,297,542)
Short term borrowings	634,074,413	(634,074,413)
Net exposure in statement of financial position	796,002,891	(728,371,955)

Sensitivity analysis for variable rate instruments

Management runs a sensitivity analysis for interest rate risk, if the interest rates at the reporting date had been increased/(decreased) by 100 basis points with all other variables being constant, the profit/(loss) before tax would have decreased/(increased) by

Rs. 7,960,029 (2024: Rs. 7,783,720). The analysis is prepared assuming that amounts of assets and liabilities outstanding as at the reporting date are outstanding for the entire year.

The sensitivity analysis prepared is not necessarily indicative of the effects on profit for the year and assets / liabilities of the Company.

(b) Currency rate risk management

Currency risk is the risk that the fair value or future cash flows of a financial instrument will fluctuate because of changes in foreign exchange rates. Currency risk arises mainly from future commercial transactions or receivables and payables that exist due to transactions in foreign currencies.

The company is not engaged in foreign currency transactions.



WAHDAT POULTRY FARM (PRIVATE) LIMITED
NOTES TO THE FINANCIAL STATEMENTS
FOR THE YEAR ENDED JUNE 30, 2025

32. FINANCIAL INSTRUMENTS BY CATEGORY	2025	2024
	Rupees	Rupees
Financial assets at amortized cost		
Deposits, advances and other receivable	44,860,153	36,333,185
Trade debts	529,432,348	355,828,886
Due from associated company	-	-
Cash and bank balance	40,666,735	48,360,800
	614,959,236	440,522,871
Financial liability at amortized cost		
Long term financing	161,928,478	144,297,542
Short term borrowings	641,524,651	634,074,413
Trade and other payables	129,735,981	104,147,089
	933,189,110	882,519,044

33 CAPITAL RISK MANAGEMENT

The primary objective of the Company's capital management is to maintain healthy capital ratios, strong credit rating and optimal capital structures in order to ensure ample availability of finance for its existing and potential investment projects, to maximize shareholders value and reduce the cost of capital.

The Company manages its capital structure and makes adjustment to it, in light of changes in economic conditions. In order to maintain or adjust the capital structure, the Company may adjust the amount of dividend paid to shareholders and remuneration to key management personnel, acquire interest free unsecured loans from directors, return capital to shareholders or issue new shares.

The Company monitors capital using a gearing ratio, which is net debt divided by total capital plus net debt. Net debt is calculated as long and short term borrowings offset by cash and bank balances.

The gearing ratios as at June 30, 2025 and 2024 are as follows:

Long term financing	161,928,478	144,297,542
Short term borrowings	641,524,651	634,074,413
	803,453,129	778,371,955
Less: Cash and cash equivalents	(40,666,735)	(48,360,800)
Net debts	762,786,394	730,011,155
Issued, subscribed and paid up capital	570,442,510	570,442,510
Share premium	345,980,520	345,980,520
Accumulated profits	615,295,057	370,004,448
Equity	1,531,718,087	1,286,427,478
Total capital and debt	2,294,504,481	2,016,438,633
Gearing ratio	33%	36%

The Company finances its expansion projects through equity, borrowings and management of its working capital with a view to maintain an appropriate mix between various sources of finance to minimize risk.

The Board's policy is to maintain a strong capital base so as to maintain stakeholders' confidence and to ensure sustainable future development of the business.

The Board of Directors monitors return on equity and ensures that the company has an appropriate capital mix. Board of Directors monitors the company's performance along with capital and debt costs. There were no changes to the Company's approach to the capital management during the year.

mm

Rum

mm

**WAHDAT POULTRY FARM (PRIVATE) LIMITED
NOTES TO THE FINANCIAL STATEMENTS
FOR THE YEAR ENDED JUNE 30, 2025**
34 FAIR VALUE OF FINANCIAL INSTRUMENTS

Fair value is the price that would be received to sell an asset or paid to transfer a liability in an orderly transaction between market participants at the measurement date.

Underlying the definition of fair value is the presumption that the Company is a going concern and there is no intention or requirement to curtail materially the scale of its operations or to undertake a transaction on adverse terms.

A financial instrument is regarded as quoted in an active market if quoted prices are readily and regularly available from an exchange dealer, broker, industry group, pricing service or regulatory agency, and those prices represent actual and regularly occurring market transactions on an arm's length basis.

IFRS 13 'Fair Value Measurement' requires the Company to classify fair value measurements and fair value hierarchy that reflects the significance of the inputs used in making the measurements of fair value hierarchy has the following levels:

- Level 1: Quoted prices (unadjusted) in active markets for identical assets or liabilities
- Level 2: Inputs other than quoted prices included within level 1 that are observable for the asset either directly that is, derived from prices.
- Level 3: Inputs for the asset or liability that are not based on observable market data (that is unadjusted) inputs.

Transfer between levels of the fair value hierarchy are recognized at the end of the reporting period during which the changes have occurred.

As of the reporting date, mutual funds of the company are carried at fair value.

The carrying values of all other financial assets and liabilities reflected in the financial statements approximate their fair values.

35 CHANGE IN LIABILITIES ARISING FROM FINANCING ACTIVITIES

2025	-----Pak Rupees-----		
Description	Long term financing	Short term borrowings	Total
Balance as at July 01, 2024	144,297,542	634,074,413	778,371,955
Opening accrued markup	4,630,487	28,332,606	32,963,093
<i>Changes from financing cash flows</i>			
Repayment of loan		-	-
Payment of markup	(25,438,661)	(117,967,386)	(143,406,047)
Loan received	17,638,936	7,450,238	25,089,174
<i>Other changes</i>			
Markup expense	26,000,416	100,691,865	126,692,281
Closing accrued markup	5,192,242	11,057,085	16,249,327
Balance as at June 30, 2025	161,928,478	641,524,651	803,453,129

WAHDAT POULTRY FARM (PRIVATE) LIMITED
 NOTES TO THE FINANCIAL STATEMENTS
 FOR THE YEAR ENDED JUNE 30, 2025

35 CHANGE IN LIABILITIES ARISING FROM FINANCING ACTIVITIES (CONTINUED...)

Description	-----Pak Rupees-----		
	Long term financing	Short term borrowings	Total
Balance as at July 01, 2023	126,489,387	554,549,441	681,038,828
Opening accrued markup	4,401,610	19,004,808	23,406,418
<i>Changes from financing cash flows</i>			
Repayment of loan	-	-	-
Payment of markup	(30,747,572)	(133,973,333)	(164,720,905)
Loan received	17,808,155	79,524,972	97,333,127
<i>Other changes</i>			
Markup expense	30,976,449	143,301,131	174,277,580
Closing accrued markup	4,630,487	28,332,606	32,963,093
Balance as at June 30, 2024	144,297,542	634,074,413	778,371,955

36 INSTALLED CAPACITY AND ACTUAL PRODUCTION

	2025 Numbers	2024 Numbers
Poultry Feed		
Installed capacity (metric ton - per day)	50	50
Actual production (metric ton - per day)	40	40
Birds		
Installed capacity (number of birds)	415,360	415,360
Actual birds' occupancy (number of birds)	36.1	449,258

36.1 This includes 180,004 immature birds (2024: 106,170). The immature birds are outsourced and not part of the Company's owned capacity.

37 NUMBER OF EMPLOYEES

	2025 Numbers	2024 Numbers
Number of employees at year end - Permanent	73	87
Number of employees at year end - Daily wagers	325	349
Average during the year - Permanent	75	97
Average during the year - Daily wagers	291	303

38 DATE OF AUTHORIZATION

These financial statements were authorized for issue on 10 OCT 2025 by the Board of Directors of the Company.

39 GENERAL

Figures have been rounded off to the nearest Rupee.



 CHIEF EXECUTIVE



 DIRECTOR

6.6. LATEST AUDITED FINANCIAL STATEMENTS 1HFY26

INDEPENDENT AUDITOR'S REPORT:

To the Members of Wahdat Poultry Farm (Private) Limited

Report on the Audit of the Financial Statements:

Opinion

We have audited the annexed financial statements of Wahdat Poultry Farm (Private) Limited (the Company), which comprise the statement of financial position as at December 31, 2025, statement of profit or loss, statement of comprehensive income, the statement of changes in equity, the statement of cash flows for the period then ended, and notes to the financial statements, including a summary of material accounting policies and other explanatory information, and we state that we have obtained all the information and explanations which, to the best of our knowledge and belief, were necessary for the purposes of the audit.

In our opinion and to the best of our information and according to the explanations given to us, the statement of financial position, statement of profit or loss, the statement of comprehensive income, the statement of changes in equity and the statement of cash flows together with the notes forming part thereof conform with the accounting and reporting standards as applicable in Pakistan and give the information required by the Companies Act, 2017 (XIX of 2017), in the manner so required and respectively give a true and fair view of the state of the Company's affairs as at December 31, 2025 and of the profit, the comprehensive income, the changes in equity and its cash flows for the period then ended.

Basis for Opinion

We conducted our audit in accordance with International Standards on Auditing (ISAs) as applicable in Pakistan. Our responsibilities under those standards are further described in the Auditor's Responsibilities for the Audit of the Financial Statements section of our report. We are independent of the Company in accordance with the International Ethics Standards Board for Accountants' Code of Ethics for Professional Accountants as adopted by the Institute of Chartered Accountants of Pakistan (the Code) and we have fulfilled our other ethical responsibilities in accordance with the Code. We believe that the audit evidence we have obtained is sufficient and appropriate to provide a basis for our opinion.

Emphasis of Matter

We draw attention to Note 36 to the financial statements, which describes that subsequent to the reporting period, the shareholders approved an increase in the authorized share capital of the Company from Rs. 600 million to Rs. 750 million and a subdivision of equity shares in the ratio of 1:5, resulting in a reduction of the face value per share from Rs. 10 to Rs. 2. These events have been treated as non-adjusting events in accordance with IAS 10 - Events after the Reporting Period, and accordingly, no adjustments have been made to the financial statements as at December 31, 2025. Our opinion is not modified in respect of this matter.

Other Matter

The comparative figures presented in the financial statements for the period ended December 31, 2024 were not subject to audit and, accordingly, we do not express an audit opinion thereon.



RSM
RSM Audit & Tax Services
Chartered Accountants
Plot A-79-B-1, 1st Floor,
Chamber Floor 2, 8 Market
Islamabad, Pakistan
T: +92 (011) 25414888 & 811
F: +92 (011) 27455376
www.rsm-a.com
www.rsm-a.com

THE POWER OF BEING UNDERSTOOD
ASSURANCE | TAX | CONSULTING

© 2025 RSM Audit & Tax Services. All rights reserved. RSM Audit & Tax Services is a registered trademark of RSM Audit & Tax Services. RSM Audit & Tax Services is a member of the RSM Group of Companies. RSM Audit & Tax Services is a member of the RSM Group of Companies. RSM Audit & Tax Services is a member of the RSM Group of Companies.





Information other than the Financial Statements and Auditor's Report thereon

Management of the Company is responsible for the other information. The other information comprises the information included in the Director's report, but does not include the financial statements and our auditor's report thereon.

Our opinion on the financial statements does not cover the other information and we do not express any form of assurance conclusion thereon.

In connection with our audit of the financial statements, our responsibility is to read the other information and, in doing so, consider whether the other information is materially inconsistent with the financial statements or our knowledge obtained in the audit or otherwise appears to be materially misstated. If, based on the work we have performed, we conclude that there is a material misstatement of this other information, we are required to report that fact. We have nothing to report in this regard.

Responsibilities of Management and Board of Directors for the Financial Statements

Management is responsible for the preparation and fair presentation of the financial statements in accordance with the accounting and reporting standards as applicable in Pakistan and the requirements of Companies Act, 2017 (XIX of 2017) and for such internal control as management determines is necessary to enable the preparation of financial statements that are free from material misstatement, whether due to fraud or error.

In preparing the financial statements, management is responsible for assessing the Company's ability to continue as a going concern, disclosing, as applicable, matters related to going concern and using the going concern basis of accounting unless management either intends to liquidate the Company or to cease operations, or has no realistic alternative but to do so.

Board of directors are responsible for overseeing the Company's financial reporting process.

Auditor's Responsibilities for the Audit of the Financial Statements

Our objectives are to obtain reasonable assurance about whether the financial statements as a whole are free from material misstatement, whether due to fraud or error, and to issue an auditor's report that includes our opinion. Reasonable assurance is a high level of assurance, but is not a guarantee that an audit conducted in accordance with ISAs as applicable in Pakistan will always detect a material misstatement when it exists. Misstatements can arise from fraud or error and are considered material if, individually or in the aggregate, they could reasonably be expected to influence the economic decisions of users taken on the basis of these financial statements.

As part of an audit in accordance with ISAs as applicable in Pakistan, we exercise professional judgment and maintain professional skepticism throughout the audit. We also:

- Identify and assess the risks of material misstatement of the financial statements, whether due to fraud or error, design and perform audit procedures responsive to those risks, and obtain audit evidence that is sufficient and appropriate to provide a basis for our opinion. The risk of not detecting a material misstatement resulting from fraud is higher than for one resulting from error, as fraud may involve collusion, forgery, intentional omissions, misrepresentations, or the override of internal control.
- Obtain an understanding of internal control relevant to the audit in order to design audit procedures that are appropriate in the circumstances, but not for the purpose of expressing an opinion on the effectiveness of the Company's internal control.
- Evaluate the appropriateness of accounting policies used and the reasonableness of accounting estimates and related disclosures made by management.
- Conclude on the appropriateness of management's use of the going concern basis of accounting and, based on the audit evidence obtained, whether a material uncertainty exists related to





- events or conditions that may cast significant doubt on the Company's ability to continue as a going concern. If we conclude that a material uncertainty exists, we are required to draw attention in our auditor's report to the related disclosures in the financial statements or, if such disclosures are inadequate, to modify our opinion. Our conclusions are based on the audit evidence obtained up to the date of our auditor's report. However, future events or conditions may cause the Company to cease to continue as a going concern.
- Evaluate the overall presentation, structure and content of the financial statements, including the disclosures, and whether the financial statements represent the underlying transactions and events in a manner that achieves fair presentation.

We communicate with the board of directors regarding, among other matters, the planned scope and timing of the audit and significant audit findings, including any significant deficiencies in internal control that we identify during our audit.

Report on Other Legal and Regulatory Requirements

Based on our audit, we further report that in our opinion:

- proper books of account have been kept by the Company as required by the Companies Act, 2017 (XIX of 2017);
- the statement of financial position, the statement of comprehensive income, the statement of changes in equity and the statement of cash flows together with the notes thereon have been drawn up in conformity with the Companies Act, 2017 (XIX of 2017) and are in agreement with the books of account and returns;
- investments made, expenditure incurred and guarantees extended during the period were for the purpose of the Company's business; and
- no zakat was deductible at source under the Zakat and Ushr Ordinance, 1980.

The engagement partner on the audit resulting in this independent auditor's report is Syed Naveed Abbas.


 RSM AVAIS HYDER LIAQUAT NAUMAN
 CHARTERED ACCOUNTANTS

Place: Islamabad

Date: 11 FEB 2025

UDIN: AR2025102395bd0y7coll



**WAHDAT POULTRY FARM (PRIVATE) LIMITED
STATEMENT OF FINANCIAL POSITION
AS AT DECEMBER 31, 2025**

	Note	December 31, 2025 (Rupees)	June 30, 2025 (Rupees)
ASSETS			
NON CURRENT ASSETS			
Property, plant and equipment	5	779,869,625	734,548,802
Intangible assets	6	6,646,001	7,975,200
Deferred taxation	7	52,171,619	47,471,156
		<u>838,687,245</u>	<u>789,995,158</u>
CURRENT ASSETS			
Biological assets	8	760,899,820	704,447,421
Trade debtors	9	522,240,172	529,432,348
Stock in trade	10	458,453,246	346,862,626
Advances, deposits and other receivable	11	131,173,448	126,861,726
Advance income tax		7,155,439	20,798,421
Cash and bank balances	12	43,074,914	40,666,735
		<u>1,922,909,039</u>	<u>1,769,069,277</u>
TOTAL ASSETS		<u>2,761,676,334</u>	<u>2,559,064,435</u>
EQUITY AND LIABILITIES			
SHARE CAPITAL AND RESERVES			
Issued, subscribed and paid up capital	13	570,442,510	570,442,510
Share premium - capital reserve	14	345,980,520	345,980,520
Unappropriated profit		779,203,588	615,295,058
		<u>1,695,626,618</u>	<u>1,531,718,088</u>
NON CURRENT LIABILITIES			
Long term financing	15	164,418,057	122,747,968
Employee retirement benefits	16	13,778,620	12,549,670
		<u>178,196,677</u>	<u>140,297,638</u>
CURRENT LIABILITIES			
Short term borrowings	17	626,730,974	641,524,651
Trade and other payables	18	129,695,424	151,103,392
Current portion of long term financing	15	96,630,780	34,180,518
Loan from related party	19	-	19,758,000
Provision for taxation		36,795,061	40,482,156
		<u>887,853,039</u>	<u>887,048,717</u>
TOTAL EQUITY AND LIABILITIES		<u>2,761,676,334</u>	<u>2,559,064,435</u>
CONTINGENCIES AND COMMITMENTS	20		

The annexed notes from 1 to 40 form an integral part of these financial statements.



 CHIEF EXECUTIVE



 DIRECTOR

WAHDAT POULTRY FARM (PRIVATE) LIMITED
STATEMENT OF PROFIT OR LOSS
FOR THE PERIOD FROM JULY 01, 2025 TO DECEMBER 31, 2025

		December 31, 2025	December 31, 2024
	Note	Audited (Rupees)	Un-Audited (Rupees)
Sales	21	1,471,889,498	1,344,690,476
Cost of sales	22	(1,095,813,613)	(982,352,779)
Gross profit		376,075,885	361,337,697
Administrative expenses	23	(50,824,877)	(42,872,625)
Selling and distribution expenses	24	(145,234,996)	(145,493,839)
Operating profit		180,016,012	176,971,233
Other income	25	51,127,430	30,064,955
Finance cost	26	(52,613,213)	(70,855,945)
Profit before Levies and income tax		178,530,229	126,180,243
Levies	27	(1,616,276)	(990,551)
Profit before income tax		176,913,953	125,181,692
Current tax for the period	27	(18,373,399)	(17,780,041)
Deferred tax for the period		4,506,884	5,366,863
Profit after taxation		163,047,438	112,768,514
Earning per Share -basic and diluted		2.86	1.98

The annexed notes from 1 to 40 form an integral part of these financial statements.

Ran



CHIEF EXECUTIVE



DIRECTOR

WAHDAT POULTRY FARM (PRIVATE) LIMITED
STATEMENT OF COMPREHENSIVE INCOME
FOR THE PERIOD FROM JULY 01, 2025 TO DECEMBER 31, 2025

		December 31, 2025	December 31, 2024
	Note	Audited (Rupees)	Un-Audited (Rupees)
Profit for the period after taxation		163,047,638	112,768,514
Other comprehensive income			
Items that will not be subsequently reclassified to statement of profit or loss:			
Remeasurement gain on retirement benefit	16	667,513	2,415,944
Deferred tax expense on retirement benefits	7	193,579	(700,624)
Other comprehensive income for the period		861,092	1,715,320
Total comprehensive income for the period		163,908,530	114,483,835

The annexed notes from 1 to 40 form an integral part of these financial statements.

Rm



 CHIEF EXECUTIVE



 DIRECTOR

WAHDAT POULTRY FARM (PRIVATE) LIMITED
STATEMENT OF CHANGES IN EQUITY
FOR THE PERIOD FROM JULY 01, 2025 TO DECEMBER 31, 2025

	Capital Reserve		Revenue Reserve		Total
	Issued, subscribed and paid up capital	Share premium	Unappropriated Profit		
	(Rupees)				
Balance as at July 1, 2024	570,442,510	345,980,520	379,004,449		1,286,427,479
Total comprehensive income for the period:					
Profit for the period after taxation	-	-	112,768,514		112,768,514
Other comprehensive income for the period	-	-	1,715,320		1,715,320
Balance as at December 31, 2024	570,442,510	345,980,520	494,488,283		1,400,911,313
Balance as at July 1, 2025	570,442,510	345,980,520	615,295,850		1,531,718,880
Total comprehensive income for the period:					
Profit for the period after taxation	-	-	163,047,438		163,047,438
Other comprehensive income for the period	-	-	861,092		861,092
Balance as at December 31, 2025	570,442,510	345,980,520	779,203,388		1,695,626,618

The annexed notes from 1 to 40 form an integral part of these financial statements.



CHIEF EXECUTIVE



DIRECTOR




WAHDAT POULTRY FARM (PRIVATE) LIMITED
STATEMENT OF CASH FLOWS
FOR THE PERIOD FROM JULY 01, 2025 TO DECEMBER 31, 2025

		December 31, 2025	December 31, 2024
	Note	Audited Rupees	Un-Audited Rupees
CASH FLOWS FROM OPERATING ACTIVITIES			
Profit for the period before taxation		170,530,229	126,180,243
<i>Adjustment for non cash items:</i>			
Depreciation	5.1	21,663,469	17,060,485
Amortisation on intangibles	6	1,329,199	1,329,199
Finance cost	26	52,613,213	70,855,945
Allowance for expected credit loss	9.1	438,530	
Provision for gratuity	16.2	1,096,463	2,139,175
Loss on disposal of biological assets	25	3,824,311	4,449,229
Fair value gain on remeasurement of biological	25	(45,449,229)	(15,449,229)
		<u>214,844,193</u>	<u>206,565,046</u>
Working Capital Changes:			
<i>(Increase)/decrease in current assets</i>			
Trade debts		6,753,638	(81,070,082)
Stock in trade		(111,590,620)	(33,368,007)
Deposits, advances and other receivable		(4,313,222)	(25,433,981)
<i>Increase/(decrease) in current liabilities</i>			
Trade and other payables		(21,407,968)	39,842,566
Cash generated from operations		<u>84,287,521</u>	<u>105,735,543</u>
Income tax paid		(10,032,909)	(14,912,775)
Finance cost paid		(52,613,213)	(70,855,945)
Net Cash Inflow From Operating Activities		<u>21,641,319</u>	<u>19,966,823</u>
CASH FLOWS FROM INVESTING ACTIVITIES			
Addition to property, plant and equipment		(55,502,346)	(9,499,580)
Addition to work in process		(11,481,995)	(15,444,728)
Acquisition of biological assets		(24,009,791)	(9,265,430)
Proceeds from disposal of biological assets		9,192,310	4,760,509
Net Cash Outflow From Investing Activities		<u>(81,801,822)</u>	<u>(29,449,227)</u>
CASH FLOWS FROM FINANCING ACTIVITIES			
Long term financing		99,120,359	(5,760,143)
Short term borrowings		(16,793,677)	(8,380,711)
Loan from related party		(19,758,000)	1,258,000
Net Cash Inflow/(Outflow) From Financing Activities		<u>62,568,682</u>	<u>(10,891,854)</u>
Net increase in cash and cash equivalents		2,408,179	(20,374,258)
Cash and cash equivalents at the beginning of the period		40,566,735	48,360,000
Cash and cash equivalents at the end of the period	12	<u>43,074,914</u>	<u>27,985,742</u>

The annexed notes from 1 to 40 form an integral part of these financial statements.



CHIEF EXECUTIVE



DIRECTOR

Rom

WAHDAT POULTRY FARM (PRIVATE) LIMITED
NOTES TO THE FINANCIAL STATEMENTS
FOR THE PERIOD FROM JULY 01, 2025 TO DECEMBER 31, 2025

1 LEGAL STATUS AND OPERATIONS

Wahdat Poultry Farm (Private) Limited (the Company) was incorporated in Pakistan on February 07, 2019 as private limited company under the Companies Act, 2017. The principal activity of the Company is the poultry layer farming, egg and feed processing, marketing, branding, distribution, buying and selling export and import of their related products.

During the year ended June 30, 2020, Karimdar Pakistan injected equity amounting to Rs. 500 million by acquiring 15,401,948 ordinary shares at a price of Rs. 32.46343 per share which resulted in its 27% shareholding in the Company.

1.1 GEOGRAPHICAL LOCATION AND ADDRESS OF BUSINESS UNITS

The registered office of the Company is situated at Compound No. 28, Chak 24, Bhagatwala, Sargodha, Pakistan.

The Company has the following sales centers:

- Islamabad sales center
- Lahore sales center
- Karachi sales center
- Faisalabad sales center

2 BASIS OF PREPARATION

2.1 Statement of compliance

These financial statements have been prepared in accordance with the accounting and reporting standards as applicable in Pakistan. The accounting and reporting standards applicable in Pakistan comprise of:

- International Financial Reporting Standards (IFRS Standards) issued by the International Accounting Standards Board (IASB) as notified under the Companies Act, 2017; and
- Provisions of and directives issued under the Companies Act, 2017

Where provisions of and directives issued under the Companies Act, 2017 differ from the IFRS Standards, the provisions of and directives issued under the Companies Act, 2017 have been followed.

2.2 Basis of measurement

The financial statements have been prepared under the historical cost convention unless otherwise specifically mentioned.

2.3 Functional and presentation currency

These financial statements are presented in Pak Rupees, which is the Company's functional and presentation currency.

2.4 Reporting period and comparative information

These financial statements have been prepared for the six-month period ended December 31, 2025. Accordingly, the statement of profit or loss and other comprehensive income, statement of changes in equity and statement of cash flows relate to a six-month period and are not directly comparable with those of a full financial year.

The comparative figures presented in the statement of profit or loss and other comprehensive income, statement of changes in equity and statement of cash flows for the period ended December 31, 2024, have been extracted from management accounts prepared for that period. The statutory financial statements for the year ended June 30, 2025, were, however, subject to audit by the external auditors, who expressed an unmodified opinion thereon.

The comparative figures presented in the statement of financial position are as at June 30, 2025 and have been extracted from the audited financial statements for that year.

Rm

WAHDAT POULTRY FARM (PRIVATE) LIMITED
NOTES TO THE FINANCIAL STATEMENTS
FOR THE PERIOD FROM JULY 01, 2025 TO DECEMBER 31, 2025

2.5 Use of estimates and judgments

The preparation of financial statements in conformity with the accounting and reporting standards, as applicable in Pakistan, require management to make judgments, estimates and assumptions that affect the application of policies and the reported amounts of assets and liabilities, income and expense. The estimates and associated assumptions are continually evaluated and based on historical experience and various other factors that are believed to be reasonable under the circumstances, the result of which form the basis of making judgments about carrying values of assets and liabilities that are not readily apparent from other sources. Actual results may differ from these estimates.

The estimates and underlying assumptions are reviewed on an ongoing basis. Revisions to accounting estimates are recognized in the period in which the estimates are revised if the revision affects only that period, or in the period of the revision and future periods if the revision affects both current and future periods. The areas involving a higher degree of judgments or complexity or areas where assumptions and estimates are significant to the financial statements are as follows:

- 1) Estimate of useful life of property and equipment (Note 4.1)
- 2) Estimate of useful life of intangible assets (Note 4.2)
- 3) Impairment of non-financial assets other than inventories (Note 4.3)
- 4) Fair value of biological assets and biological products, (Note 4.5)
- 5) Expected credit loss allowance (Note 4.6/(iv))
- 6) Contingencies (Note 4.13)
- 7) Employee retirement benefits (Note 4.14)
- 8) Provision for taxation (Note 4.16)

3 STATUS OF STANDARDS AND INTERPRETATIONS

3.1 New standards and amendments to published accounting and reporting standards that are not yet effective and not early adopted by the Company

There are certain new standards and amendments that will be applicable to the Company for its annual periods beginning on or after July 1, 2025, however, these do not have any significant impact on the Company's financial statements except as disclosed in note 4 to these financial statements.

3.1.1 Standards, amendments and interpretations to existing standards that are not yet effective and have not been early adopted by the Company

	Effective date (annual reporting periods beginning on or after)
IFRS 7 Financial Instruments: Disclosures (Amendments)	January 1, 2026
IFRS 9 Financial Instruments: Classification and measurement (Amendments)	January 1, 2026
IFRS 17 Insurance Contracts	January 1, 2026

3.1.2 The above standards, amendments to approved accounting standards and interpretations are not likely to have any material impact on the Company's financial statements.

Rm

**WAHDAT POULTRY FARM (PRIVATE) LIMITED
NOTES TO THE FINANCIAL STATEMENTS
FOR THE PERIOD FROM JULY 01, 2025 TO DECEMBER 31, 2025**

3.1.3 Other than the aforesaid standards, interpretations and amendments, International Accounting Standards Board (IASB) has also issued the following standards and interpretation, which have not been notified locally by the Securities and Exchange Commission of Pakistan (SECP) as at December 31, 2025.

- IFRS 1 – First-time Adoption of International Financial Reporting Standards
- IFRIC – Service Concession Arrangement
- IFRS 18 – Presentation and Disclosures in Financial Statements
- IFRS 19 – Subsidiaries without Public Accountability Disclosures

4 SUMMARY OF MATERIAL ACCOUNTING POLICIES

The accounting policies set out below have been applied consistently to all periods presented in these financial statements.

4.1 Property, plant and equipment

Items included in property, plant and equipment are measured at cost less accumulated depreciation and any accumulated impairment losses, except land and capital work in progress. Land and capital work in progress is stated at cost less accumulated impairment losses, if any. Advances for capital expenditure is stated at cost less accumulated impairment losses, if any. Cost includes expenditure that is directly attributable to the acquisition of the asset.

Subsequent costs are included in the asset's carrying amount or recognized as a separate asset, as appropriate, only when it is probable that future economic benefits associated with the item will flow to the Company and the cost of the item can be measured reliably. The carrying amount of the replaced part is derecognized. All other repairs and maintenance expenses are recognized in the statement of profit or loss during the financial period in which they are incurred.

If significant parts of an item of property, plant and equipment have different useful lives, then they are accounted for as separate items (major components) of property, plant and equipment.

The assets' residual value and useful lives are reviewed, and adjusted if significant, at each balance sheet date. Gains and losses on disposals of property, plant and equipment are recognized in the statement of profit or loss.

The completed or acquired capital work in progress and advances for capital expenditure is transferred

to the respective item of operating fixed assets when it becomes available for intended use.

Depreciation on operating assets is provided on reducing balance method at rates mentioned in note 5.1 to the financial statements. Full year depreciation on additions is charged while no depreciation is charged in the year the asset is disposed of. When assets are sold or retired, their cost and accumulated depreciation are eliminated from the financial statements and any gain or loss resulting from their disposal is included in profit or loss.

4.2 Intangible assets

Intangible assets are recognized at cost when future economic benefits are probable and the cost can be measured reliably. After initial recognition, they are carried at cost less accumulated amortization and impairment losses, if any. Intangible assets with finite useful lives are amortized on a straight-line basis over their estimated useful lives, with useful lives and amortization methods reviewed at each reporting date. Assets with indefinite useful lives, if any, are not amortized and are tested annually for impairment. Any impairment loss or gain/loss on disposal is recognized in profit or loss in the period in which it arises.

Rm

WAHDAT POULTRY FARM (PRIVATE) LIMITED
NOTES TO THE FINANCIAL STATEMENTS
FOR THE PERIOD FROM JULY 01, 2025 TO DECEMBER 31, 2025

4.3 Impairment of non-financial assets other than inventories

The Company assesses at each reporting date whether there is any indication that assets other than stocks and spares may be impaired. If such an indication exists, the recoverable amount of the assets is estimated in order to determine the extent of impairment loss, if any. Where carrying values exceed the estimated recoverable amount, assets are written down to the recoverable amounts and the resulting impairment loss is recognized as expense in the statement of profit or loss, unless the asset is carried at revalued amount. Any impairment loss of a revalued asset is treated as a revaluation decrease.

4.4 Stock in trade

Stocks are valued at lower of cost and net realizable value except for stock in transit, which is valued at invoice price and related expenses incurred up to the reporting date.

Net realizable value signifies the estimated selling price in the ordinary course of business less estimated costs of completion and estimated costs necessary to make the sales.

The cost is determined as follows:

- Raw materials and packing materials at weighted average cost.
- Biological product is recorded at fair value at the time of harvest and at the same time is then recorded as finished good.
- Finished goods at weighted average cost of purchase, raw materials and applicable manufacturing expenses.
- Cost of raw material, work in process and finished goods comprises of direct materials, labor and appropriate manufacturing overheads. Net realizable value signifies the estimated selling price in the ordinary course of business less the estimated Cost of completion and the estimated costs necessary to make the sale.

4.5 Biological assets

Biological assets comprise of parent flocks of birds. These are measured at fair value less estimated cost to sell with any resultant gain/loss being recognized in the statement of profit or loss. Fair value of parent flocks of birds is determined on the basis of birds of similar age, breed and genetic merit. Cost to sale includes all costs necessary to sell the assets, excluding finance cost and income taxes.

4.6 Financial instruments

Recognition and initial measurement

All regular way purchases or sales of financial assets are recognized and derecognized on a trade date basis. Regular way purchases or sales are purchases or sales of financial assets that require delivery of assets within the time frame established by regulation or convention in the marketplace.

All recognized financial assets are measured subsequently in their entirety at either amortized cost or fair value, depending on the classification of the financial assets.

Classification of financial assets:

(i) Debt instruments designated at amortized cost

Debt instruments that meet the following conditions are measured subsequently at amortized cost:

- the financial asset is held within a business model whose objective is to hold financial assets in order to collect contractual cash flows; and
- the contractual terms of the financial asset give rise on specified dates to cash flows that are solely payments of principal and interest on the principal amount outstanding.

Rm

WAHDAT POULTRY FARM (PRIVATE) LIMITED
NOTES TO THE FINANCIAL STATEMENTS
FOR THE PERIOD FROM JULY 01, 2025 TO DECEMBER 31, 2025

(R) Debt instrument designated at other comprehensive income

Debt instruments that meet the following conditions are measured subsequently at fair value through other comprehensive income (FVTOCI):

- the financial asset is held within a business model whose objective is achieved by both collecting contractual cash flows and selling the financial assets; and
- the contractual terms of the financial asset give rise on specified dates to cash flows that are solely payments of principal and interest on the principal amount outstanding.

By default, all other financial assets are measured subsequently at fair value through profit or loss (FVTPL).

For financial instruments other than purchased or originated credit-impaired financial assets (i.e. assets that are credit-impaired on initial recognition), the effective interest rate is the rate that exactly discounts estimated future cash receipts (including all fees and points paid or received that form an integral part of the effective interest rate, transaction costs and other premiums or discounts) excluding expected credit losses, through the expected life of the debt instrument, or, where appropriate, a shorter period, to the gross carrying amount of the debt instrument on initial recognition. For purchased or originated credit-impaired financial assets, a credit-adjusted effective interest rate is calculated by discounting the estimated future cash flows, including expected credit losses, to the amortized cost of the debt instrument on initial recognition.

Amortized cost and effective interest rate method:

The amortized cost of a financial asset is the amount at which the financial asset is measured at initial recognition minus the principal repayments, plus the cumulative amortization using the effective interest method of any difference between that initial amount and the maturity amount, adjusted for any loss allowance.

The effective interest method is a method of calculating the amortized cost of a debt instrument and of allocating interest income over the relevant period.

Interest income is recognized using the effective interest method for debt instruments measured subsequently at amortized cost. For financial instruments other than purchased or originated credit-impaired financial assets, interest income is calculated by applying the effective interest rate to the gross carrying amount of a financial asset, except for financial assets that have subsequently become credit-impaired (see below). For financial assets that have subsequently become credit-impaired, interest income is recognized by applying the effective interest rate to the amortized cost of the financial asset. If, in subsequent reporting periods, the credit risk on the credit-impaired financial instrument improves so that the financial asset is no longer credit-impaired, interest income is recognized by applying the effective interest rate to the gross carrying amount of the financial asset.

For purchased or originated credit-impaired financial assets, the Company recognizes interest income by applying the credit-adjusted effective interest rate to the amortized cost of the financial asset from initial recognition. The calculation does not revert to the gross basis even if the credit risk of the financial asset subsequently improves so that the financial asset is no longer credit-impaired.

Interest income is recognized in profit or loss and is included in the "finance income - interest income" line item.

Rm

WAHDAT POULTRY FARM (PRIVATE) LIMITED
NOTES TO THE FINANCIAL STATEMENTS
FOR THE PERIOD FROM JULY 01, 2025 TO DECEMBER 31, 2025

(iii) Equity instruments designated as at FVTOCI

On initial recognition, the Company may make an irrevocable election (on an instrument-by-instrument basis) to designate investments in equity instruments as at FVTOCI. Designation at FVTOCI is not permitted if the equity investment is held for trading or if it is contingent consideration recognized by an acquirer in a business combination.

Investments in equity instruments at FVTOCI are initially measured at fair value plus transaction costs. Subsequently, they are measured at fair value with gains and losses arising from changes in fair value recognized in other comprehensive income and accumulated in the investments revaluation reserve. The cumulative gain or loss will not be reclassified to profit or loss on disposal of the equity investments; instead, they will be transferred to retained earnings.

Dividends on these investments in equity instruments are recognized in profit or loss in accordance with IFRS 9, unless the dividends clearly represent a recovery of part of the cost of the investment. Dividends are included in the 'finance income' line item in profit or loss.

(iv) Financial assets at FVTPL

Financial assets that do not meet the criteria for being measured at amortized cost or FVTOCI are measured at FVTPL. Specifically:

- Investments in EQUITY instruments are classified as at FVTPL, unless the Company designates an EQUITY investment that is neither held for trading nor a contingent consideration arising from a business combination as at FVTOCI on initial recognition.

- Debt instruments that do not meet the amortized COST Criteria or the FVTOCI Criteria are classified as at FVTPL. In addition, Debt instruments that meet either the amortized COST Criteria or the FVTOCI Criteria may be designated as at FVTPL upon initial recognition if such designation eliminates or significantly reduces a measurement or recognition inconsistency (so called 'accounting mismatch') that would arise from measuring ASSETS or LIABILITIES or recognizing the gains and losses on them on different bases. The Company has not designated any Debt instruments as at FVTPL.

- Financial assets at FVTPL are measured at fair value at the end of each reporting period, with any fair value gains or losses recognized in profit or loss.

Impairment of financial assets:

The Company recognizes a loss allowance for expected credit losses on investments in debt instruments that are measured at amortized cost or at FVTOCI, lease receivables, trade receivables, contract assets, as well as on financial guarantee contracts. The amount of expected credit losses is updated at each reporting date to reflect changes in credit risk since initial recognition of the respective financial instrument.

The Company always recognizes lifetime ECL for trade receivables, contract assets and lease receivables. The expected credit losses on these financial assets are estimated using a provision matrix based on the Company's historical credit loss experience, adjusted for factors that are specific to the debtors, general economic conditions and an assessment of both the current as well as the forecast direction of conditions at the reporting date, including time value of money where appropriate.

Rm

WAHDAT POULTRY FARM (PRIVATE) LIMITED
 NOTES TO THE FINANCIAL STATEMENTS
 FOR THE PERIOD FROM JULY 01, 2025 TO DECEMBER 31, 2025

Impairment of financial assets: (continued...)

For all other financial instruments, the Company recognizes lifetime ECL when there has been a significant increase in credit risk since initial recognition. However, if the credit risk on the financial instrument has not increased significantly since initial recognition, the Company measures the loss allowance for that financial instrument at an amount equal to 12-month ECL. The assessment of whether lifetime ECL should be recognized is based on significant increases in the likelihood or risk of a default occurring since initial recognition instead of on evidence of a financial asset being credit-impaired at the reporting date.

Lifetime ECL represents the expected credit losses that will result from all possible default events over the expected life of a financial instrument. In contrast, 12-month ECL represents the portion of lifetime ECL that is expected to result from default events on a financial instrument that are possible within 12 months after the reporting date.

Significant increase in credit risk

In assessing whether the credit risk on a financial instrument has increased significantly since initial recognition, the company compares the risk of a default occurring on the financial instrument at the reporting date with the risk of a default occurring on the financial instrument at the date of initial recognition. In making this assessment, the company considers both quantitative and qualitative information that is reasonable and supportable, including historical experiences and forward-looking information that is available without undue cost or effort. Forward-looking information considered includes the future prospects of the industries in which the company's debtors operate, obtained from economic expert reports, financial analysts, governmental bodies, relevant think tanks and other similar organizations, as well as consideration of various external sources of actual and forecast economic information that relate to the company's core operations.

a) Financial assets at FVTPL

In particular, the following information is taken into account when assessing whether credit risk has increased significantly since initial recognition:

- an actual or expected significant deterioration in the financial instrument's external (if available) or internal credit rating;
- significant deterioration in external market indicators of credit risk for a particular financial instrument, e.g. a significant increase in the credit spread, the credit default swap prices for the debtor, or the length of time or the extent to which the fair value of a financial asset has been less than its amortized cost;
- existing or forecast adverse changes in business, financial or economic conditions that are expected to cause a significant decrease in the debtor's ability to meet its debt obligations;
- an actual or expected significant deterioration in the operating results of the debtor;
- significant increases in credit risk on other financial instruments of the same debtor;
- an actual or expected significant adverse change in the regulatory, economic, or technological environment of the debtor that results in a significant decrease in the debtor's ability to meet its debt obligations.

Irrespective of the outcome of the above assessment, the Company presumes that the credit risk on a financial asset has increased significantly since initial recognition when contractual payments are more than 30 days past due, unless the Company has reasonable and supportable information that demonstrates otherwise.

Ram

WAHDAT POULTRY FARM (PRIVATE) LIMITED
NOTES TO THE FINANCIAL STATEMENTS
FOR THE PERIOD FROM JULY 01, 2025 TO DECEMBER 31, 2025

(i) Definition of default:

The Company considers the following as constituting an event of default for internal credit risk management purposes as historical experience indicates that financial assets that meet either of the following criteria are generally not recoverable:

- when there is a breach of financial covenants by the debtor; or
- information developed internally or obtained from external sources indicates that the debtor is unlikely to pay its creditors, including the Company, in full (without taking into account any collateral held by the Company).

Irrespective of the above analysis, the Company considers that default has occurred when a financial asset is more than 360 days past due unless the Company has reasonable and supportable information to demonstrate that a more lagging default criterion is more appropriate.

(ii) Credit-impaired financial assets:

A financial asset is credit-impaired when one or more events that have a detrimental impact on the estimated future cash flows of that financial asset have occurred. Evidence that a financial asset is credit-impaired includes observable data about the following events:

- (a) significant financial difficulty of the issuer or the borrower;
- (b) a breach of contract, such as a default or past due event;
- (c) the lender(s) of the borrower, for economic or contractual reasons relating to the borrower's financial difficulty, having granted to the borrower a concession(s) that the lender(s) would not otherwise consider;
- (d) it is becoming probable that the borrower will enter bankruptcy or other financial reorganization; or
- (e) the disappearance of an active market for that financial asset because of financial difficulties.

(iii) Write-off policy:

The Company writes off a financial asset when there is information indicating that the debtor is in severe financial difficulty and there is no realistic prospect of recovery, e.g. when the debtor has been placed under liquidation or has entered into bankruptcy proceedings, or in the case of trade receivables, when the amounts are over two years past due, whichever occurs sooner. Financial assets written off may still be subject to enforcement activities under the Company's recovery procedures, taking into account legal advice where appropriate. Any recoveries made are recognized in profit or loss.

(iv) Measurement and recognition of expected credit losses:

The measurement of expected credit losses is a function of the probability of default, loss given default (i.e. the magnitude of the loss if there is a default) and the exposure at default. The assessment of the probability of default and loss given default is based on historical data adjusted by forward-looking information as described above. As for the exposure at default, for financial assets, this is represented by the assets' gross carrying amount at the reporting date; for financial guarantee contracts, the exposure includes the amount drawn down as at the reporting date, together with any additional amounts expected to be drawn down in the future by default date determined based on historical trend, the Company's understanding of the specific future financing needs of the debtors, and other relevant forward-looking information.

Amr

WAHDAT POULTRY FARM (PRIVATE) LIMITED
NOTES TO THE FINANCIAL STATEMENTS
FOR THE PERIOD FROM JULY 01, 2025 TO DECEMBER 31, 2025

(iv) Measurement and recognition of expected credit losses: (continued...)

For financial assets, the expected credit loss is estimated as the difference between all contractual cash flows that are due to the Company in accordance with the contract and all the cash flows that the Company expects to receive, discounted at the original effective interest rate. For a lease receivable, the cash flows used for determining the expected credit losses is consistent with the cash flows used in measuring the lease receivable in accordance with IFRS 16 leases.

For a financial guarantee contract, as the Company is required to make payments only in the event of a default by the debtor in accordance with the terms of the instrument that is guaranteed, the expected loss allowance is the expected payments to reimburse the holder for a credit loss that it incurs less any amounts that the Company expects to receive from the holder, the debtor or any other party.

If the Company has measured the loss allowance for a financial instrument at an amount equal to lifetime ECL in the previous reporting period, but determines at the current reporting date that the conditions for lifetime ECL are no longer met, the Company measures the loss allowance at an amount equal to 12-month ECL at the current reporting date, except for assets for which simplified approach was used.

The Company recognizes an impairment gain or loss in profit or loss for all financial instruments with a corresponding adjustment to their carrying amount through a loss allowance account, except for investments in debt instruments that are measured at FVTPL for which the loss allowance is recognized in other comprehensive income and accumulated in the investment revaluation reserve, and does not reduce the carrying amount of the financial asset in the statement of financial position.

(v) Derecognition of financial assets

The Company derecognizes a financial asset only when the contractual rights to the cash flows from the asset expire, or when it transfers the financial asset and substantially all the risks and rewards of ownership of the asset to another entity. If the Company neither transfers nor retains substantially all the risks and rewards of ownership and continues to control the transferred asset, the Company recognizes its retained interest in the asset and an associated liability for amounts it may have to pay. If the Company retains substantially all the risks and rewards of ownership of a transferred financial asset, the Company continues to recognize the financial asset and also recognizes a collateralized borrowing for the proceeds received.

On derecognition of a financial asset measured at amortized cost, the difference between the asset's carrying amount and the sum of the consideration received and receivable is recognized in profit or loss. In addition, on derecognition of an investment in a debt instrument classified as at FVTPL, the cumulative gain or loss previously accumulated in the investments revaluation reserve is reclassified to profit or loss. In contrast, on derecognition of an investment in equity instrument which the Company has elected on initial recognition to measure at FVTPL, the cumulative gain or loss previously accumulated in the investments revaluation reserve is not reclassified to profit or loss, but is transferred to retained earnings.

(vi) Financial liabilities

All financial liabilities are measured subsequently at amortized cost using the effective interest method or at FVTPL.

Rmy

WAHDAT POULTRY FARM (PRIVATE) LIMITED
NOTES TO THE FINANCIAL STATEMENTS
FOR THE PERIOD FROM JULY 01, 2025 TO DECEMBER 31, 2025

(i) Financial liabilities at FVTPL

Financial liabilities at FVTPL are stated at fair value, with any gains or losses arising on changes in fair value recognised in the statement of profit or loss to the extent that they are not part of a designated hedging relationship. The net gain or loss recognised in the statement of profit or loss incorporates any interest paid on the financial liability.

However, for financial liabilities that are designated as at FVTPL, the amount of change in the fair value of the financial liability that is attributable to changes in the credit risk of that liability is recognized in statement of other comprehensive income, unless it would create or enlarge an accounting mismatch in statement of profit or loss. The remaining amount of change in the fair value of liability is recognized in statement of profit or loss. Changes in fair value attributable to a financial liability's credit risk that are recognized in statement of other comprehensive income are not subsequently reclassified to statement of profit or loss; instead, they are transferred to retained earnings upon derecognition of the financial liability.

Gains or losses on financial guarantee contracts issued by the Company that are designated by the Company as at FVTPL are recognized in profit or loss.

(ii) Financial liabilities measured subsequently at amortized cost

Financial liabilities that are not designated as FVTPL are measured subsequently at amortized cost using the effective interest method.

The effective interest method is a method of calculating the amortized cost of a financial liability and of allocating interest expense over the relevant period. The effective interest rate is the rate that exactly discounts estimated future cash payments (including all fees and points paid or received that form an integral part of the effective interest rate, transaction costs and other premiums or discounts) through the expected life of the financial liability, or (where appropriate) a shorter period, to the amortized cost of a financial liability.

(iii) Derecognition of financial liabilities

The Company derecognizes financial liabilities when, and only when, the Company's obligations are discharged, cancelled or have expired. The difference between the carrying amount of the financial liability derecognized and the consideration paid and payable is recognized in profit or loss.

4.7 Offsetting of financial assets and liabilities

Financial assets and liabilities are offset and the net amount is reported in the balance sheet, if the Company has a legally enforceable right to set-off the recognized amounts and intends to settle either on a net basis or to realize the asset and settle the liability simultaneously.

4.8 Related party transactions

Related party transactions arising in the normal course of business are conducted at arm's length at normal commercial rates on the same terms and conditions as third party transactions using valuation modes as advisable unless the Directors determine the otherwise to be beneficial for the Company.

4.9 Trade debts

Trade debts are recognized and carried at original invoice amount less an allowance for any uncollectable amounts.

Romy

WAHDAT POULTRY FARM (PRIVATE) LIMITED
NOTES TO THE FINANCIAL STATEMENTS
FOR THE PERIOD FROM JULY 01, 2025 TO DECEMBER 31, 2025

4.10 Foreign currency transactions and translation

Transactions in foreign currencies are translated into functional currency at exchange rates at the date of transaction. Monetary assets and liabilities denominated in foreign currencies at reporting date are translated to the functional currency at the exchange rates at that date. The foreign currency gain or loss on monetary items is the difference between amortized cost in the functional currency at beginning of the year, adjusted for effective interest and payments during the year, and amortized cost in foreign currency translated at the exchange rate at reporting date. Exchange differences are included in the statement of profit or loss.

4.11 Cash and bank balances

Cash and cash equivalents include cash in hand, deposits held at call with banks, and other short-term highly liquid investments with original maturities of three months or less. Short-term finance facilities availed by the Company, which are payable on demand and form an integral part of the Company's cash management, are included as part of cash and cash equivalents for the purpose of statement of cash flows.

4.12 Provisions

A provision is recognized in the statement of financial position when the Company has a legal or constructive obligation as a result of a past event, it is probable that an outflow of resources embodying economic benefits will be required to settle the obligation and a reliable estimate can be made of the amount of obligation. Provisions are determined by discounting future cash flows at appropriate discount rate where ever required. Provisions are reviewed at each reporting date and adjusted to reflect current best estimate.

4.13 Contingencies

A contingent liability is disclosed when the Company has a possible obligation as a result of past events, existence of which will be confirmed only by the occurrence or non-occurrence of one or more uncertain future events not wholly within the control of the Company, or the Company has a present legal or constructive obligation that arises from past events, but it is not probable that an outflow of resources embodying economic benefits will be required to settle the obligation, or the amount of the obligation cannot be measured with sufficient reliability.

4.14 Employee retirement benefits

The Company operates an unfunded gratuity scheme. The scheme provides for terminal benefits for all its permanent employees whose period of service exceeds one year. Employees are entitled to gratuity on the basis of one gross salary for each completed year of service after the minimum qualifying period. Annual charge is based on actuarial valuation using Projected Unit Credit Method. The latest actuarial valuation is carried out on December 31, 2025.

4.15 Revenue recognition

Revenue comprises the fair value for the sale of goods net of sales taxes and discounts. Revenue from the sale of goods is recognized when control of the goods passes to customers and the customers can direct the use of and substantially obtain all the benefits from the goods i.e. when the Company has transferred control of the products to the customers and there is no unfulfilled performance obligation at part of the Company that could affect the customer's acceptance of the products.

B-7

WAHDAT POULTRY FARM (PRIVATE) LIMITED
NOTES TO THE FINANCIAL STATEMENTS
FOR THE PERIOD FROM JULY 01, 2025 TO DECEMBER 31, 2025

4.16 Taxation

Tax liability is based on taxable income at the current rates of taxation after taking into account tax credits and rebates available, if any, or minimum tax on turnover or Alternate Corporate Tax whichever is higher in accordance with the provisions of Income Tax Ordinance 2001.

(i) Current

The amount calculated on taxable income using the notified rate of taxation after taking into account tax credits and rebates available, if any is recognized as "current income tax expense".

Levies

Tax charged under Income Tax Ordinance, 2001 which is not based on taxable income and based on revenue or other basis other than taxable income is classified as levy. Minimum taxes in excess over the amount designated as income tax is recognized as levy falling under the scope of IFRIC 21/IAS 37.

(ii) Deferred

Deferred tax is accounted for on all temporary differences using the liability method arising between the tax bases of assets and liabilities and their carrying amounts appearing in the financial statements. Deferred tax liabilities are recognized for all taxable temporary differences. Deferred tax asset is recognized for all deductible temporary differences to the extent that it is probable that deductible temporary differences will reverse in the future and taxable income will be available against which the deductible temporary differences, unused tax losses and tax credit can be utilized.

Deferred tax asset and liability is measured at the tax rate that is expected to apply to the period when the asset is realized or the liability is settled, based on tax rates that have been enacted. Current and deferred tax is recognized in profit or loss, except to the extent that it relates to items recognized in other comprehensive income or directly in equity. In this case, the tax is also recognized in other comprehensive income or directly in equity, respectively. The calculation of deferred tax involves an estimate of future ratio of export and local sales considering the current trends and future expectations.

(iii) Off-setting

Deferred tax assets and liabilities are offset if there is a legally enforceable right to set off current tax assets against current tax liabilities, and they relate to income taxes levied by the same tax authority.

4.17 Borrowing cost

Borrowings are recognized initially at fair value and are subsequently carried at amortized cost. Borrowing costs are recognized as an expense in the period in which these are incurred except in cases where such costs are directly attributable to the acquisition, construction or production of a qualifying asset in which case such costs are capitalized as part of the cost of that asset.

Rm

WAHDAT POULTRY FARM (PRIVATE) LIMITED
NOTES TO THE FINANCIAL STATEMENTS

FOR THE PERIOD FROM JULY 01, 2025 TO DECEMBER 31, 2025

5	PROPERTY, PLANT AND EQUIPMENT	Nov	December 2025	June 2025
5.1	Depreciating fixed assets	747,215,063	714,876,782	714,876,782
5.2	Capital assets in progress	22,154,014	29,672,019	29,672,019
		<u>779,869,875</u>	<u>744,548,801</u>	<u>744,548,801</u>

5.1 Operating fixed assets

Description	Free hold lands	Buildings on freehold land	Plant and machinery	Furniture & fixtures	Office equipment	Electrical equipment	Motor vehicles	Total
	115,356,000	476,157,962	55,795,223	3,099,608	10,166,021	18,754,140	17,077,857	696,817,909
	-	-	16,522,401	242,000	1,035,790	2,014,050	90,000	15,116,230
	-	17,476,186	23,089,621	-	-	327,000	-	41,693,607
	-	(14,743,767)	(13,516,850)	(34,167)	(1,740,573)	(2,100,920)	(1,217,386)	(19,244,282)
	<u>115,356,000</u>	<u>478,888,801</u>	<u>76,295,485</u>	<u>3,067,501</u>	<u>9,461,247</u>	<u>19,709,270</u>	<u>15,856,471</u>	<u>713,876,793</u>
	115,356,000	476,157,962	55,795,223	3,099,608	10,166,021	18,754,140	17,077,857	696,817,909
	-	-	16,522,401	242,000	1,035,790	2,014,050	90,000	15,116,230
	-	17,476,186	23,089,621	-	-	327,000	-	41,693,607
	-	(14,743,767)	(13,516,850)	(34,167)	(1,740,573)	(2,100,920)	(1,217,386)	(19,244,282)
	<u>115,356,000</u>	<u>478,888,801</u>	<u>76,295,485</u>	<u>3,067,501</u>	<u>9,461,247</u>	<u>19,709,270</u>	<u>15,856,471</u>	<u>713,876,793</u>
	115,356,000	476,157,962	55,795,223	3,099,608	10,166,021	18,754,140	17,077,857	696,817,909
	-	-	16,522,401	242,000	1,035,790	2,014,050	90,000	15,116,230
	-	17,476,186	23,089,621	-	-	327,000	-	41,693,607
	-	(14,743,767)	(13,516,850)	(34,167)	(1,740,573)	(2,100,920)	(1,217,386)	(19,244,282)
	<u>115,356,000</u>	<u>478,888,801</u>	<u>76,295,485</u>	<u>3,067,501</u>	<u>9,461,247</u>	<u>19,709,270</u>	<u>15,856,471</u>	<u>713,876,793</u>

Depreciation Rate

0%	6%	15%	10%	15%	10%	10%	20%
	December 2025	December 2024					
	29,227,467	15,050,153					
	986,518	761,099					
	50,564	840,545					
	<u>31,664,549</u>	<u>17,660,802</u>					

3.1.1 Addition of depreciation is as below:

Cost of sales	29,227,467	15,050,153
Administrative expenses	986,518	761,099
Selling and distribution expenses	50,564	840,545
	<u>31,664,549</u>	<u>17,660,802</u>

WAHDAT POULTRY FARM (PRIVATE) LIMITED
NOTES TO THE FINANCIAL STATEMENTS
FOR THE PERIOD FROM JULY 01, 2025 TO DECEMBER 31, 2025

Note	December 31, 2025 (Rupees)	June 30, 2025 (Rupees)
5.2 CAPITAL WORK IN PROGRESS		
Opening balance at the beginning of the period	20,672,019	18,882,359
Additions during the period	11,401,995	43,482,267
Transfer to owned assets	-	(41,892,607)
Closing balance at the end of the period	32,154,014	20,672,019
5.2.1 This represents the cost incurred on construction of the building and acquisition of allied machinery for the manufacturing of pulp trays		
6 INTANGIBLE ASSETS	Omega 3 and DHA	Total
	Rupees	Rupees
Cost		
Balance as at July 01, 2025	26,584,000	26,584,000
Additions during the period	-	-
Disposal during the period	-	-
Balance as at December 31, 2025	26,584,000	26,584,000
Accumulated Amortization		
Balance as at July 01, 2025	18,608,800	15,950,400
Amortization for the period	1,329,199	2,658,400
Balance as at December 31, 2025	19,937,999	18,608,800
WDV as at December 31, 2025	6,646,001	7,975,200
Cost		
Balance as at July 01, 2024	26,584,000	26,584,000
Additions during the period	-	-
Disposal during the period	-	-
Balance as at June 30, 2025	26,584,000	26,584,000
Accumulated Amortization		
Balance as at July 01, 2024	15,950,400	15,950,400
Amortization for the period	2,658,400	2,658,400
Balance as at June 30, 2025	18,608,800	18,608,800
WDV as at June 30, 2025	7,975,200	7,975,200
6.1 This represents development cost of Omega 3 and Docosahexaenoic acid (DHA) products. The estimated useful life of intangible asset is estimated to be 10 years (June 2025: 10 years).		
7 DEFERRED TAXATION		
Deferred tax asset-opening	47,471,156	27,404,950
Charged to profit or loss	4,506,884	21,467,453
Charged to other comprehensive income	193,578	(1,401,247)
Deferred tax asset-closing	52,171,619	47,471,156
Deferred tax assets/(liabilities) arising due to taxable temporary timing differences are as follows:		
Accelerated depreciation	(101,601,030)	(150,575,235)
Allowance for expected credit losses	3,365,527	3,126,746
Employee retirement benefits	4,133,586	3,639,404
Unused tax losses	93,656,967	103,546,131
Unused tax credit	52,617,468	87,734,108
	52,171,618	47,471,155

RM

WAHDAT POULTRY FARM (PRIVATE) LIMITED
NOTES TO THE FINANCIAL STATEMENTS
FOR THE PERIOD FROM JULY 01, 2025 TO DECEMBER 31, 2025

	Note	December 31, 2025 (Rupees)	June 30, 2025 (Rupees)
7 DEFERRED TAXATION (CONTINUED...)			
7.1		Deferred tax computed at the rate of 30% (June 2025: 29%).	
7.2		The deferred tax asset arising from unused tax losses as of December 31, 2025, is calculated on tax depreciation and amortization amounting Rs. 83.4 million, and will be available for the adjustment for foreseeable future.	
8 BIOLOGICAL ASSETS			
Opening balance		704,447,421	618,679,060
Acquisition during the period		24,009,791	53,839,544
Disposed during the period		(13,016,621)	(53,573,802)
Change in fair value		45,449,229	85,702,619
Closing balance		<u>760,889,820</u>	<u>704,447,421</u>
Number of birds at period end		<u>400,535</u>	<u>380,347</u>
Matured		400,535	274,177
Immature		-	106,170
9 TRADE DEBTS			
Receivable from customers		533,458,594	540,214,232
Allowance for expected credit losses	9.1	(11,218,422)	(10,781,884)
		<u>522,240,172</u>	<u>529,432,348</u>
9.1 Movement in allowance for expected credit losses			
Balance at beginning of the period		10,781,884	9,780,069
Charge during the period		436,538	1,001,815
Balance at end of the period		<u>11,218,422</u>	<u>10,781,884</u>
Aging analysis of receivable from customer:			
Balances outstanding between 1 - 60 days		372,872,226	367,185,860
Balances outstanding between 61 - 120 days		154,593,048	171,496,522
Balances outstanding over 120 days		5,993,320	1,531,850
		<u>533,458,594</u>	<u>540,214,232</u>
10 STOCK IN TRADE			
Raw material		382,982,631	297,817,023
Packing material		33,183,362	21,035,833
Finished goods		42,287,253	28,009,770
		<u>458,453,246</u>	<u>346,862,626</u>
11 ADVANCES, DEPOSITS AND OTHER RECEIVABLES			
Advances			
Advances to suppliers - unsecured		88,937,581	59,950,635
Staff advances - personal		7,027,417	4,433,191
Staff advances - official	11.1	21,903,457	21,670,990
Prepaid insurance		558,376	300,348
Deposits			
Security deposits		12,748,617	12,248,617
Other receivables			
Interest receivable - related party		-	28,178,345
		<u>131,175,448</u>	<u>126,861,726</u>

Pmm

WAHDAT POULTRY FARM (PRIVATE) LIMITED
NOTES TO THE FINANCIAL STATEMENTS
FOR THE PERIOD FROM JULY 01, 2025 TO DECEMBER 31, 2025

	Note	December 31, 2025 (Rupees)	June 30, 2025 (Rupees)	
11.1	These represent advances for meeting official expenditures while they are on distribution offices of the Company.			
12	CASH AND BANK BALANCES			
	Cash in hand	5,457,471	7,604,003	
	Cash at bank:			
	- Current accounts	37,637,443	33,062,732	
		<u>43,074,914</u>	<u>40,666,735</u>	
13	SHARE CAPITAL			
	Authorized share capital			
	60,000,000 (2025: 60,000,000) Ordinary shares of Rs. 10/- each	600,000,000	600,000,000	
	Issued, subscribed and paid up capital			
	15,421,948 (2025: 15,421,948) Ordinary shares of Rs. 10/- each fully paid in cash	154,219,480	154,219,480	
	41,622,303 (2025: 41,622,303) Ordinary shares of Rs. 10/- each fully paid other than cash	416,223,030	416,223,030	
		<u>570,442,510</u>	<u>570,442,510</u>	
	The Company has only one class of ordinary shares which carries no right to fixed income. The shareholders are entitled to receive dividend as declared from time to time and are entitled to one vote per share at meetings of the Company. All shares rank equally with regard to the Company's residual assets.			
13.1	Subsequent to the reporting period, the Company increased its authorized share capital from Rs. 600 million to Rs. 750 million and approved a 1:5 subdivision of equity shares, reducing the face value per share from Rs. 10 to Rs. 2. Further details are disclosed in Note 38 – Events after the reporting period.			
14	SHARE PREMIUM			
	This represents premium on issue of 12,383,165 and 3,018,783 shares to Karandaz Pakistan on January 09, 2020 and March 19, 2020 respectively, at a premium of Rs. 22,46343 per share. Share premium cannot be utilized except for the purposes mentioned under section 81 of Companies Act 2017.			
15	LONG TERM FINANCING			
	From related parties:			
	Karandaz Pakistan	15.1	38,036,399	41,079,311
	From un-related parties:			
	Diminishing musharakah I & II	15.2	145,791,499	118,142,609
	Diminishing musharakah	15.3	2,220,939	2,706,558
	Term Finance	15.4	75,000,000	-
			<u>261,048,837</u>	<u>161,928,478</u>
	Less: Current portion		(96,630,780)	(34,180,518)
			<u>164,418,057</u>	<u>127,747,960</u>

Done

WAHDAT POULTRY FARM (PRIVATE) LIMITED
NOTES TO THE FINANCIAL STATEMENTS
FOR THE PERIOD FROM JULY 01, 2025 TO DECEMBER 31, 2025

15 LONG TERM FINANCING (Continued..)

- 15.1** In 2021, a Rs. 50 million facility was acquired from Karandaaz Pakistan (an affiliate). Interest is 3-month KIBOR plus 200 basis points annually, paid monthly. Following 1st amendment, the facility's tenure is sixty (60) months from the disbursement date, concluding on 31 March 2026. As of 1st July 2023, the interest rate has been reduced from 3M KIBOR + 2% Per Annum to 3M KIBOR + 0.5% Per Annum. Following 2nd amendment on 30th September, 2023, the facility tenure is now thirty (30) months from the date of amendment. Additionally, interest accrued and unpaid amounting to Rs. 8,143,679 until 30th September 2023 has been capitalized into the outstanding principal amount.
- 15.2** The company has obtained loan from OLP Modaraba at the rate of 6 month KIBOR plus 4% for acquisition of plant and machinery. The loan is secured by specific charge on diminishing musharakah assets, personal guarantees of all director except director nominated by Karandaaz Pakistan, postdated cheques for entire diminishing musharakah tenor and equitable plus token mortgage of company land and building located at Sargodha.
- 15.3** The company has obtained loan from different financial institutions for purchased of vehicles. The loan carry markup at the rate of 6 month KIBOR plus 2.5% to 4%. The loan is secured by personal guarantees of all director except director nominated by Karandaaz Pakistan, postdated cheques for entire diminishing musharakah tenor and registration of vehicle in favor of lender.
- 15.4** The Company has secured a PKR-denominated Term Finance Facility of up to PKR 75,000,000 from Askari Bank. This facility is designated for direct payments to vendors for the rearing of flocks and carries a tenure of 1.5 years. It will remain available for drawdown until 31 March 2026. Repayment is structured through equal monthly installments. These facilities are supplemental to the existing Master Finance Agreement.

	<u>December 31, 2025</u> <u>(Rupees)</u>	<u>June 30, 2025</u> <u>(Rupees)</u>
16 EMPLOYEE RETIREMENT BENEFITS		
Employees gratuity - unfunded	<u>13,778,620</u>	<u>12,549,670</u>
16.1 Reconciliation of net liability is as follows:		
Present value of defined obligations	13,778,620	12,549,670
Fair value of plan assets	-	-
	<u>13,778,620</u>	<u>12,549,670</u>
16.2 Movement in the net liability is as follows:		
Opening balance	12,549,670	13,103,208
Charge during the period to P/L	1,896,463	4,278,349
Charge to other comprehensive income	(667,513)	(4,831,887)
Closing balance	<u>13,778,620</u>	<u>12,549,670</u>

Rm

WAHDAT POULTRY FARM (PRIVATE) LIMITED
NOTES TO THE FINANCIAL STATEMENTS
FOR THE PERIOD FROM JULY 01, 2025 TO DECEMBER 31, 2025

	December 31, 2025 (Rupees)	June 30, 2025 (Rupees)
16.3 Movement in present value of defined obligation		
Present value of defined obligations at beginning of the period	12,549,670	13,103,200
Current service cost	1,159,170	2,345,676
Interest cost	737,293	1,932,723
Reversal of Liability	-	(2,850,000)
Experience adjustment	(607,513)	(1,981,887)
Obligation at end of the period	13,778,620	12,549,670
16.4 Allocation of gratuity charge:		
Cost of sales	293,645	658,499
Administrative expenses	492,954	1,262,321
Selling and distribution expenses	1,109,864	2,357,539
	1,896,463	4,278,349
16.5 Actuarial assumptions		
Valuation discount rate used for present value of defined benefit obligation	11.00%	11.75%
Salary increase rate	11.00%	11.75%
Normal retirement age	60 years	60 years
Average expected remaining working lifetime of me	5 Years	5 Years
Average duration of liability	4 Years	4 Years
Mortality table	As per SLIC	As per SLIC
16.6 Sensitivity analysis		

The sensitivity analysis is based on a change in assumption while holding all other assumptions constant. In practice, this is unlikely to occur, and changes in some of the assumptions may be correlated. When calculating the sensitivity of defined benefit obligation to significant actuarial assumptions the same method (present value of defined benefit obligation calculated with the projected unit credit method at the end of the reporting period) has been applied, as applied when calculating the gratuity liability recognized within the statement of financial position.

Present value of defined benefit obligation - December 2025

Discount rate	Rupees	Rate of salary	Rupees
+1%	13,234,160	+1%	14,361,076
-1%	14,337,911	-1%	13,215,974

Present value of defined benefit obligation - June 2025

Discount rate	Rupees	Rate of salary	Rupees
+1%	12,592,060	+1%	13,635,083
-1%	13,635,385	-1%	12,391,929

Rm

WAHDAT POULTRY FARM (PRIVATE) LIMITED
NOTES TO THE FINANCIAL STATEMENTS
FOR THE PERIOD FROM JULY 01, 2025 TO DECEMBER 31, 2025

	Note	December 31, 2025 (Rupees)	June 30, 2025 (Rupees)
17 SHORT TERM BORROWINGS			
Running finance - Askari Bank Limited	17.1	109,546,191	105,840,717
Cash finance - Askari Bank Limited	17.2	292,270,381	296,253,890
FATR - Askari Bank Limited	17.3	58,099,112	81,112,358
Short term finance - Askari Bank Limited	17.4	7,215,589	10,373,014
Short term finance - National Bank	17.5	82,599,402	72,979,999
Short term finance - National Bank	17.6	74,999,999	74,964,673
		624,730,974	641,524,651

- 17.1** This represents an outstanding balance of Rs. 110 million (same as last period) from a running finance facility priced at 3-month KIBOR plus 200 basis points per annum (same as last period), with interest paid monthly. It is secured by a first Pari Passu charge on current assets worth Rs. 235 million, registered with the SECP, and a first exclusive charge of Rs. 66 million, registered with the SECP, supported by a Token Registered Mortgage (TRM) of Rs. 0.1 million and an equitable mortgage on the Company's owned land and building, along with an Earnest Money (EM) deposit and an unregistered General Power of Attorney (GPA).
- 17.2** This represents an outstanding balance of Rs. 375 million (Rs. 300 million in the last period) from a Cash Finance-Pledge (CF) facility priced at 3-month KIBOR plus 200 basis points per annum (same as last period), with interest paid monthly. Pledged goods are released upon cash payment or fund realization within 180 days via the Bank's Delivery Order. It is secured by a first exclusive charge of Rs. 417 million, registered with the SECP, over the pledged assets of M/S Wahdat Poultry Farm (Private) Limited held in separate godowns at the farm premises. This charge is maintained with a 10% margin under the Bank's approved muqaddam arrangement.
- 17.3** This represents outstanding balances of Rs. 50 million (same as last period) and Rs. 35 million from a Finance Against Trust Receipts (FATR) facility priced at 3-month KIBOR plus 200 basis points per annum (same as last period), with interest paid monthly. The principal is settled by Wahdat Poultry Farm (Private) Limited within 180 days. It is secured by a first Pari Passu charge on current assets valued at Rs. 235 million, a Token Registered Mortgage (TRM) of Rs. 0.1 million, and an Equitable Mortgage (EM) with an unregistered GPA on 322 Kanals of agricultural land in Chak #24 Janoobi, Tehsil and District Sargodha (B433), owned by a Company director.
- 17.4** This represents an outstanding balance of Rs. 15 million from a revolving STF facility priced at 3-month KIBOR plus 200 basis points per annum, with interest paid monthly. The facility is adjusted within 90 days from the Company's own sources. It is secured by accepted bills from customers/companies against the sale of eggs, and a Token Registered Mortgage (TRM) of Rs. 0.5 million with an unregistered GPA on a property (House No. 244, Street #23, F-11/2, Islamabad, measuring 666.56 sq. yards) owned by the Company's chief executive.
- 17.5** This represents an outstanding balance of Rs. 50 million from a fresh agricultural non-farm revolving credit facility. The markup is 3-month KIBOR plus 1.75% p.a. if paid within 10 days, otherwise, 3-month KIBOR plus 2.5% p.a. applies. The facility is to be recovered over 3 years under a revolving credit scheme. It is secured by a first Pari Passu hypothecation on all current assets, including stocks and receivables, up to PKR 67.00 million, registered with the SECP; a first Pari Passu charge on all fixed assets, including land, building, and commercial property, up to PKR 41.00 million, registered with the SECP; a mortgage on 63 Kanals of agricultural land in Chak 24, Sargodha, up to Rs. 50 million, owned by Mrs. Shahens Muhammad Shahid; and personal guarantees of the directors and property owners, excluding the nominee director of Korandaa.

Rmn

WAHDAT POULTRY FARM (PRIVATE) LIMITED
NOTES TO THE FINANCIAL STATEMENTS
FOR THE PERIOD FROM JULY 01, 2025 TO DECEMBER 31, 2025

- 17.5.1** This represents an outstanding balance of Rs. 33 million under a Finance Against Packing Credit/ERF Part-I facility priced at 3-month KIBOR plus 3.25% per annum. It is repayable through export proceeds or internal cash flows and expires on 30 September 2026. The facility is secured by a first pari passu charge of Rs. 100 million on current assets, registered with the SBSP; a lien over export documents; a registered mortgage on House No. 259-B, Margalla Road, F-11/2, Islamabad (666.66 sq. yards), owned by Mr. Muhammad Shahid Zaman and Mrs. Shabana Muhammad Shahid; and personal guarantees of the directors and property owners, excluding the nominee director of Karandaaz.
- 17.6** The outstanding balance is Rs. 75 million under a cash finance (hypothecation) facility priced at 3-month KIBOR plus 1.75% p.a. (if paid within 10 days of the due date; otherwise, the regular bank policy markup applies). The facility was renewed on April 28, 2023. It is secured by the hypothecation of present and future stock/work in process; a token registered mortgage of Rs. 100,000 on the residential property House #259-B, Margalla Road, Sector F-11/2, Islamabad, owned by Mr. Muhammad Shahid Zaman & Mrs. Shabana Muhammad (with a market value of Rs. 127.635 million and a forced sale value of Rs. 107.441 million as valued by Messrs Harvester Services Private Limited); and personal guarantees of the firm's directors and the property owner, excluding Mr. Sayyid Hassan Ali, the Karandaaz nominee.

	Note	December 31, 2025 (Rupees)	June 30, 2025 (Rupees)
18 TRADE AND OTHER PAYABLES			
Trade creditors		68,386,671	96,782,506
Income tax withheld		29,126,062	21,367,411
Markup payable		19,245,430	16,249,327
Accrued liabilities		11,703,761	10,174,681
Other payables		1,233,500	6,529,467
		<u>129,695,424</u>	<u>151,103,392</u>
19 LOAN FROM RELATED PARTY			
Loan from CEO-Mr. Aurangzeb		-	4,558,000
Loan from Director-Mr. Muhammad Shahid		-	15,200,000
		<u>-</u>	<u>19,758,000</u>

This represented an unsecured loan provided by the Chief Executive Officer / Director of the Company to meet working capital requirements, repayable on demand and carrying markup at 3-month KIBOR plus 0.5% per annum. The loan was fully settled during the year and no balance was outstanding at the period end.

- 20 CONTINGENCIES AND COMMITMENTS**
- 20.1 Contingencies**
There were no contingencies at year-end (2025: Nil).
- 20.2 Commitments**
There were no commitments at year-end (2025: Nil).

Rmy

WAHDAT POULTRY FARM (PRIVATE) LIMITED
NOTES TO THE FINANCIAL STATEMENTS
FOR THE PERIOD FROM JULY 01, 2025 TO DECEMBER 31, 2025

		December 31, 2025	December 31, 2024
	Note	Audited (Rupees)	Un-Audited (Rupees)
21 SALES			
Local		1,310,261,942	1,244,835,398
Export		161,627,556	99,855,080
		<u>1,471,889,498</u>	<u>1,344,690,478</u>
21.1	The Company is not charging sales tax as eggs are exempted from charge in terms of section 13(1) read with entry number 11 of Table of 6th schedule of the Sales Tax Act, 1990.		
22 COST OF SALES			
Raw material consumed	22.1	672,426,111	600,851,358
Outsourced eggs	22.2	155,556,779	134,469,048
Salaries, wages and other benefits	22.4	42,151,965	38,100,054
Packing		67,501,215	63,654,836
Carriage, freight and toll taxes		46,558,932	46,677,933
Electricity & other utilities		42,100,680	47,852,986
Meas & uniforms		10,052,926	8,517,399
Rent rate and Taxes		13,000,000	502,000
Fuel - generator		6,638,256	5,213,492
Medicines		5,016,954	8,031,029
Telephone and postage		2,963,082	1,738,603
Printing and stationery		2,179,561	2,545,905
Repair and maintenance		1,417,769	5,737,497
Travelling and conveyance		1,120,208	2,079,992
Legal and professional fee		95,000	70,000
Patrol oil and lubricants		781,316	523,330
Depreciation on owned assets	5.1.1	20,127,467	15,850,848
Amortization of intangibles	6	1,329,199	1,329,198
Miscellaneous	22.5	4,795,393	1,595,261
	22.3	<u>1,095,813,613</u>	<u>983,352,779</u>
22.1 Raw material consumed			
Opening stock		297,817,023	334,541,434
Add: Purchases	22.1.1	757,591,719	535,054,260
Less: Closing stock		(382,982,630)	(268,744,336)
		<u>672,426,112</u>	<u>600,851,358</u>
22.1.1	The breakup of raw material purchased is as follows:		
Raw material purchased for:			
- Rearing flock - old		137,151,973	34,670,807
- Rearing flock - new		-	1,060,974
- Production flock		620,439,746	498,422,479
		<u>757,591,719</u>	<u>535,054,260</u>

Rm

WAHDAT POULTRY FARM (PRIVATE) LIMITED
NOTES TO THE FINANCIAL STATEMENTS
FOR THE PERIOD FROM JULY 01, 2025 TO DECEMBER 31, 2025

		December 31, 2025	December 31, 2024
	Note	Audited (Rupees)	Un-Audited (Rupees)
22 COST OF SALES (Continued..)			
22.2 This represents the cost of all categories of eggs purchased from third parties for unbranded supply to limited B2B buyers.			
22.3 This includes brooding expense of Rs.152,430,004 (2024: Rs. 77,462,615).			
22.4 Salaries, wages and other benefits expense includes contribution to gratuity cost as mentioned in note 16.4 to these financial statements.			
22.5 Miscellaneous expenses includes Muqaddam charges of Rs. 461,972 (2024: Rs. 450,000).			
23 ADMINISTRATIVE EXPENSES			
Salaries, wages and other benefits	23.1	20,149,788	24,173,354
Petrol, oil and lubricants		4,190,492	3,535,119
Travelling and conveyance		3,335,767	2,445,039
Legal and professional charges		3,406,247	3,284,108
Office entertainment		1,773,603	1,199,449
Rent, rates and taxes		1,342,615	1,256,528
Vehicle repair and maintenance		1,052,162	1,741,393
Telephone and postage		728,750	1,262,251
Utilities		401,501	491,943
Printing and stationery		319,488	193,055
Insurance		312,284	353,426
Fee and subscriptions		155,000	370,000
Office repair and maintenance		148,378	244,865
Depreciation on owned assets	5.1.1	966,438	761,093
Auditors' remuneration	23.2	812,500	-
Expected credit losses	9.1	436,538	-
Miscellaneous		2,293,334	1,561,003
		<u>50,824,877</u>	<u>42,872,625</u>
23.1 Salaries, wages and other benefits expense includes contribution to gratuity cost as mentioned in note 16.4 to these financial statements.			
23.2 Auditor's Remuneration			
Professional fee for audit		650,000	-
Out of pocket expenses		65,000	-
Sales tax		97,500	-
		<u>812,500</u>	<u>-</u>
24 SELLING AND DISTRIBUTION EXPENSES			
Salaries, wages and other benefits	24.1	44,103,417	42,821,576
Carriage, freight and toll taxes		25,169,306	21,864,047
Scraps and wastage		25,007,903	28,492,076
Advertisement and promotion		14,969,500	10,224,598
Petrol, oil and lubricants		12,475,849	11,067,939

Rim

WAHDAT POULTRY FARM (PRIVATE) LIMITED
NOTES TO THE FINANCIAL STATEMENTS
FOR THE PERIOD FROM JULY 01, 2025 TO DECEMBER 31, 2025

	December 31, 2025	December 31, 2024
Note	Audited (Rupees)	Un-Audited (Rupees)
Mess and uniform	4,775,653	4,404,119
Rent, rates and taxes	4,071,450	2,488,710
Dealers' commission and margin	-	6,558,499
Vehicles repair and maintenance	3,471,924	2,483,840
Utilities	2,581,822	2,480,329
Printing and stationery	1,761,882	2,397,180
Legal and professional charges	1,158,200	47,500
Office repair and maintenance	915,330	593,791
Telephone and postage	884,740	691,672
Travelling and conveyance	473,500	194,744
Entertainment	380,814	388,711
Depreciation on owned assets	569,564	448,545
Miscellaneous	2,464,142	3,846,874
	145,234,996	141,493,839
24.1 Salaries, wages and other benefits expense includes contribution to gratuity cost as mentioned in note 16.4 to these financial statements.		
25 OTHER INCOME:		
Fair value gain on valuation of biological assets/product	45,449,229	15,449,229
(Loss) on disposal of biological assets	(3,824,311)	(4,449,229)
Sale of manure	8,999,900	8,097,400
(Loss) on foreign exchange transactions	(266,964)	(164,933)
Others	769,576	1,132,487
	51,127,430	28,064,954
26 FINANCE COST		
Markup on long term financing	11,266,975	14,064,494
Markup on short term borrowings	39,876,623	55,811,248
Bank charges	1,469,615	980,203
	52,613,213	70,855,945
27 LEVIES AND INCOME TAXATION		
This represents portion of minimum tax paid under section 153(1)(b) of Income Tax Ordinance (ITO, 2001), representing levy in terms of requirements of IFRIC 21/IAS 37.		
Reconciliation of current tax charged as per tax laws for the year, with current tax recognized in the profit and loss account, is as follows:		
Current tax		
Current tax liability for the year as per applicable tax laws	(19,989,673)	(18,778,592)
Portion of current tax liability as per tax laws, representing income tax under IAS 12	18,373,399	17,780,041
Portion of current tax computed as per tax laws, representing levy in terms of requirements of IFRIC 21/IAS 37	1,616,276	998,551
	-	-

Rim

WAHDAT POULTRY FARM (PRIVATE) LIMITED
NOTES TO THE FINANCIAL STATEMENTS
FOR THE PERIOD FROM JULY 01, 2025 TO DECEMBER 31, 2025

	December 31, 2025	December 31, 2024
	(Rupees)	(Rupees)
28 EARNING PER SHARE (BASIC AND DILUTED)		
Profit for the period	163,047,438	112,768,514
Weighted average number of shares in issue	57,044,251	57,044,251
Basic and diluted earnings per share	2.86	1.98

There is no dilutive effect on the basic earnings per share of the Company.

29 TRANSACTIONS AND BALANCES WITH RELATED PARTIES

The related parties comprise of associated companies, directors and key management personnel. The company in the normal course of business carries out transactions with various related parties. The company enters into transactions with related parties on the basis of mutually agreed terms. Significant transactions and balances with related parties are as follows.

29.1 TRANSACTIONS WITH RELATED PARTIES

Name of the Party	Relationship with the Company	Nature of Transaction	December 31, 2025 Rupees	December 31, 2024 Rupees
Mr. Aurangzeb Khan	Chief Executive	Loan received	-	41,558,000
		Loan Paid	(4,558,000)	(40,000,000)
		Interest expense	-	798,834
Mr. M. Shahid Zaman	COD/Director	Loan received	7,000,000	36,200,000
		Loan Paid	(22,200,000)	(21,000,000)
		Interest expense	-	944,145
Karandaza Pakistan	Associated Company	Loan received	-	-
		Repayment of loan	(3,042,932)	-
		Interest expense	1,470,178	8,098,454
Wahdat Dairy Farm	Associated entity	Interest receivable	28,178,345	28,178,345
		Adjustment of loan from CEO and COD loan	(19,758,000)	-
		Adjustment of loan from COD	(8,420,345)	-

29.2 BALANCES WITH RELATED PARTIES

Name of the Party	Relationship with the Company	Nature of Transaction	December 31, 2025 Rupees	June 30, 2025 Rupees
Wahdat Dairy Farm	Associated entity	Interest Receivable in respect of loan provided	-	28,178,345

Rim

WAHDAT POULTRY FARM (PRIVATE) LIMITED
NOTES TO THE FINANCIAL STATEMENTS
FOR THE PERIOD FROM JULY 01, 2025 TO DECEMBER 31, 2025

29.2 BALANCES WITH RELATED PARTIES (continued...)

Karandaaz Pakistan	Associated Company	Payable		
		balances:		
		Loan	38,036,399	41,079,311
		Accrued Markup	11,089,667	10,606,554
Mr. Aurangzeb Khan	Chief Executive	Payable		
		balances:		
		Loan	-	4,558,000
		Accrued Markup	-	969,905
Mr. Muhammad Shahid	COO/Director	Payable		
		balances:		
		Loan	-	15,200,000
		Accrued Markup	-	944,145

30 REMUNERATION OF DIRECTORS, CHIEF EXECUTIVE AND EXECUTIVES

Particulars	Chief Executive Officer	Directors	Executive
	-----Pak Rupees-----		
2025			
Managerial remuneration	6,000,000	9,000,000	12,776,400
Gratuity	-	-	526,941
	6,000,000	9,000,000	26,390,700
Number of persons	1	2	13
2024			
Managerial remuneration	6,000,000	9,000,000	11,966,400
Gratuity	-	-	1,228,950
	6,000,000	9,000,000	15,756,625
Number of persons	1	2	12

31 FINANCIAL RISK MANAGEMENT

The Company has exposure to the following risks from its use of financial instruments:

- credit risk;
- liquidity risk; and
- market risk.

This note presents information about the Company's exposure to each of the above risks, the Company's objectives, policies and processes for measuring and managing risk, and the Company's management of capital. Further quantitative disclosures are included throughout these financial statements.

The Board of Directors has overall responsibility for the establishment and oversight of the Company's risk management framework. The Board is responsible for developing and monitoring the Company's risk management policies.

Rm

WAHDAT POULTRY FARM (PRIVATE) LIMITED
NOTES TO THE FINANCIAL STATEMENTS
FOR THE PERIOD FROM JULY 01, 2025 TO DECEMBER 31, 2025

31 FINANCIAL RISK MANAGEMENT (continued...)

The Company's risk management policies are established to identify and analyze the risks faced by the Company, to set appropriate risk limits and controls, and to monitor risks and adherence to limits. Risk management policies and systems are reviewed regularly to reflect changes in market conditions and the Company's activities. The Company, through its training and management standards and procedures, aims to develop a disciplined and constructive control environment in which all employees understand their roles and obligations.

31.1 Credit risk

Credit risk is the risk of financial loss to the Company if a customer or counterparty to a financial instrument fails to meet its contractual obligations. To manage credit risk the Company maintains procedures covering the application for credit approvals, granting and renewal of counterparty limits and monitoring of exposures against these limits. As part of these processes the financial viability of all counterparties is regularly monitored and assessed.

The Company is exposed to credit risk from its operating and certain investing activities and the Company's credit risk exposures are categorized under the following headings:

	December 31, 2025 (Rupees)	June 30, 2025 (Rupees)
Exposure to credit risk		
The maximum exposure to credit risk at the reporting date was:		
Deposits, advances and other receivable	19,776,034	44,860,153
Trade debts	522,240,172	529,432,348
Loan to related party	-	-
Bank balances	37,617,443	33,062,732
	579,633,649	607,355,233
To manage exposure to credit risk in respect of trade receivables, management performs credit reviews taking into account the customer's financial position, past experience and other factors. Where considered necessary, advance payments are obtained from certain parties.		
The aging of trade receivable at the reporting date is:		
Balances outstanding between 1 - 60 days	372,872,226	367,185,860
Balances outstanding between 61 - 120 days	154,593,048	171,496,522
Balances outstanding over 120 days	5,993,320	1,531,850
	533,458,594	540,214,232
Expected credit losses	(11,218,422)	(10,781,884)
	522,240,172	529,432,348
Credit quality of financial assets		
The credit quality of financial assets that are neither past due nor impaired can be assessed by reference to external credit ratings or to historical information about counterparty default rates:		
Counter parties without credit rating	542,016,206	574,292,501
Counter parties with credit rating	37,617,443	33,062,732
	579,633,649	607,355,233

Bank Balances

The exposure to banks is managed by dealing with variety of major banks and monitoring exposure limits on continuous basis. The ratings of banks ranges from A to AAA.

Rm

WAHDAT POULTRY FARM (PRIVATE) LIMITED
NOTES TO THE FINANCIAL STATEMENTS
FOR THE PERIOD FROM JULY 01, 2025 TO DECEMBER 31, 2025

Concentration of credit risk

Concentration of credit risk arises when a number of counter parties are engaged in similar business activities or have similar economic features that would cause their abilities to meet contractual obligation to be similarly affected by the changes in economic, political or other conditions. The Company believes that it is not exposed to major concentration of credit risk.

Liquidity risk is the risk that the Company will encounter difficulties in raising funds to meet commitments associated with the financial instruments. The management is closely monitoring the Company's liquidity and cash flow position through its treasury function and ensures availability of funds by maintaining credit facilities available from financial institutions. The liquidity management also involves monitoring of liquidity ratios and maintaining debt financing plans.

The table below summarizes the maturity profile of the Company's financial liabilities based on contractual undiscounted payments:

December 31, 2025	Carrying Amount	Contractual Cash flows	Less than 1 year	More than 1 year
----- Rupees -----				
Long term financing	261,048,837	261,048,837	96,630,780	164,418,057
Short term borrowings	624,730,974	624,730,974	624,730,974	-
Trade and other payables	129,695,424	129,695,424	129,695,424	-
	1,015,475,235	1,015,475,235	851,057,178	164,418,057
June 30, 2025	Carrying Amount	Contractual Cash flows	Less than 1 year	More than 1 year
----- Rupees -----				
Long term financing	161,928,478	161,928,478	34,180,518	127,747,960
Short term borrowings	641,524,651	641,524,651	641,524,651	-
Trade and other payables	129,735,981	129,735,981	129,735,981	-
	933,189,110	933,189,110	805,441,150	127,747,960

It is not expected that the cash flows included in the maturity analysis could occur significantly earlier or at significantly different amounts.

31.2 Market Risk

Market risk is the risk that the value of the financial instrument may fluctuate as a result of changes in market interest rates or market rate of foreign currency. The Company incurs financial liabilities to manage its market risk. All such activities are carried out with the approval of the Board. The Company is exposed to interest rate and currency risks.

Market risk management is further analyzed in two categories:

- Interest rate risk management.
- Currency rate risk management.

Rm

WAHDAT POULTRY FARM (PRIVATE) LIMITED
NOTES TO THE FINANCIAL STATEMENTS
FOR THE PERIOD FROM JULY 01, 2025 TO DECEMBER 31, 2025

31.2 Market Risk (continued...)

(a) Interest rate risk management

The interest rate risk is the risk that the fair value or the future cash flows of a financial instrument will fluctuate because of changes in market interest rates. Interest rate exposure arises from long term loan, and short term borrowings. Interest rates are mostly dependent upon Karachi Inter Bank Offered Rate ("KIBOR") as indicated in respective notes. There were no fixed rate instruments outstanding as at reporting date.

	December 31, 2025 (Rupees)	June 30, 2025 (Rupees)
Variable rate instruments		
Financial assets		
Loan to related party	-	-
Financial liabilities		
Long term loan	261,040,037	161,928,478
Short term borrowings	624,730,974	634,074,413
Net exposure in statement of financial position	885,779,011	796,002,891

Sensitivity analysis for variable rate instruments

Management performs a sensitivity analysis for interest rate risk. If interest rates at the reporting date had increased or decreased by 100 basis points, with all other variables held constant, profit before tax for the period would have decreased or increased by approximately Rs. 8.81 million (June 2025: Rs. 7.96 million). The analysis has been prepared based on interest-bearing assets and liabilities outstanding at the reporting date.

The sensitivity analysis prepared is not necessarily indicative of the effects on profit for the year and assets / liabilities of the Company.

(b) Currency rate risk management

Currency risk is the risk that the fair value or future cash flows of a financial instrument will fluctuate because of changes in foreign exchange rates. Currency risk arises mainly from future commercial transactions of receivables and payables that exist due to transactions in foreign currencies.

The company is not engaged in foreign currency transactions.

	December 31, 2025 (Rupees)	June 30, 2025 (Rupees)
32 FINANCIAL INSTRUMENTS BY CATEGORY		
Financial assets at amortized cost	Rupees	Rupees
Deposits, advances and other receivable	19,776,034	44,860,153
Trade debts	522,240,172	529,432,348
Due from associated company	-	-
Cash and bank balance	37,617,443	40,666,735
	579,633,649	614,959,236
Financial liability at amortized cost		
Long term financing	261,040,037	161,928,478
Short term borrowings	624,730,974	641,524,651
Trade and other payables	100,569,362	129,735,901
	986,349,373	933,189,110

Em

WAHDAT POULTRY FARM (PRIVATE) LIMITED
NOTES TO THE FINANCIAL STATEMENTS
FOR THE PERIOD FROM JULY 01, 2025 TO DECEMBER 31, 2025

33 CAPITAL RISK MANAGEMENT

The primary objective of the Company's capital management is to maintain healthy capital ratios, strong credit rating and optimal capital structures in order to ensure ample availability of finance for its exciting and potential investment projects, to maximize shareholders value and reduce the cost of capital.

The Company manages its capital structure and makes adjustment to it, in light of changes in economic conditions. In order to maintain or adjust the capital structure, the Company may adjust the amount of dividend paid to shareholders and remuneration to key management personnel, require interest free unsecured loans from directors, return capital to shareholders or issue new shares.

The Company monitors capital using a gearing ratio, which is net debt divided by total capital plus net debt. Net debt is calculated as long and short term borrowings offset by cash and bank balances.

The gearing ratios as at December 31, 2025 and June 30, 2025 are as follows:

Long term financing	261,040,837	161,928,478
Short term borrowings	624,730,974	641,524,651
	885,779,811	803,453,129
Less: Cash and cash equivalents	(43,074,914)	(40,666,735)
Net debts	842,704,897	762,786,394
Issued, subscribed and paid up capital	570,442,510	570,442,510
Share premium	345,900,520	345,900,520
Accumulated profits	779,203,588	615,295,057
Equity	1,695,626,618	1,531,710,087
Total capital and debt	2,538,331,515	2,294,504,481
Gearing ratio	33%	36%

The Company finances its expansion projects through equity, borrowings and management of its working capital with a view to maintain an appropriate mix between various sources of finance to minimize risk.

The Board's policy is to maintain a strong capital base so as to maintain stakeholders' confidence and to ensure sustainable future development of the business.

The Board of Directors monitors return on equity and ensures that the company has an appropriate capital mix. Board of Directors monitors the company's performance along with capital and debt costs. There were no changes in the Company's approach to the capital management during the year.

Rm

WAHDAT POULTRY FARM (PRIVATE) LIMITED
NOTES TO THE FINANCIAL STATEMENTS
FOR THE PERIOD FROM JULY 01, 2025 TO DECEMBER 31, 2025

34 FAIR VALUE OF FINANCIAL INSTRUMENTS

Fair value is the price that would be received to sell an asset or paid to transfer a liability in an orderly transaction between market participants at the measurement date.

Underlying the definition of fair value is the presumption that the Company is a going concern and there is no intention or requirement to curtail materially the scale of its operations or to undertake a transaction on adverse terms.

A financial instrument is regarded as quoted in an active market if quoted prices are readily and regularly available from an exchange dealer, broker, industry group, pricing service or regulatory agency, and those prices represent actual and regularly occurring market transactions on an arm's length basis.

IFRS 13 'Fair Value Measurement' requires the Company to classify fair value measurements and fair value hierarchy that reflects the significance of the inputs used in making the measurements of fair value hierarchy has the following levels:

- Level 1: Quoted prices (unadjusted) in active markets for identical assets or liabilities
- Level 2: Inputs other than quoted prices included within level 1 that are observable for the asset either directly that is, derived from prices.
- Level 3: Inputs for the asset or liability that are not based on observable market data (that is unadjusted) inputs.

Transfer between levels of the fair value hierarchy are recognized at the end of the reporting period during which the changes have occurred.

As of the reporting date, mutual funds of the company are carried at fair value.

The carrying values of all other financial assets and liabilities reflected in the financial statements approximate their fair values.

35 CHANGE IN LIABILITIES ARISING FROM FINANCING ACTIVITIES

December 31, 2025	-----Pak Rupees-----		
Description	Long term financing	Short term borrowings	Total
Balance as at July 01, 2025	161,928,478	641,524,651	803,453,129
Opening accrued markup	5,192,242	11,057,085	16,249,327
<i>Changes from financing cash flows</i>			
Repayment of loan	(17,269,920)	(21,100,513)	(38,370,433)
Payment of markup	(10,458,457)	(34,562,692)	(45,021,149)
Loan received	115,988,618	-	115,988,618
<i>Other changes</i>			
Markup expense	12,635,441	36,750,278	49,385,719
Closing accrued markup	7,369,226	13,244,671	20,613,897
Balance as at December 31, 2025	260,647,176	620,424,138	881,071,314

Rinn

WAHDAT POULTRY FARM (PRIVATE) LIMITED
NOTES TO THE FINANCIAL STATEMENTS
FOR THE PERIOD FROM JULY 01, 2025 TO DECEMBER 31, 2025

35. CHANGE IN LIABILITIES ARISING FROM FINANCING ACTIVITIES (CONTINUED...)

Description	Pak Rupees			
	June 30, 2025	Long term financing	Short term borrowings	Total
Balance as at July 01, 2024		144,297,542	634,074,413	778,371,955
Opening accrued markup		4,620,487	20,332,006	32,963,093
<i>Changes from financing cash flows</i>				
Repayment of loan				
Payment of markup		(25,438,661)	(117,967,386)	(143,406,047)
Loan received		17,630,936	7,450,238	25,081,174
<i>Other changes</i>				
Markup expense		26,000,418	100,691,865	126,692,281
Closing accrued markup		5,192,242	11,057,085	16,249,327
Balance as at June 30, 2025		<u>161,920,478</u>	<u>641,524,651</u>	<u>803,453,129</u>

	December 31, 2025	June 30, 2025
36. INSTALLED CAPACITY AND ACTUAL PRODUCTION		
Poultry Feed		
Installed capacity (metric ton - per day)	50	50
Actual production (metric ton - per day)	40	40
Birds		
Installed capacity (number of birds)	415,360	415,360
Actual birds' occupancy (number of birds)	36.1 400,535	380,087

36.1 This included no immature birds (June 2025: 106,170), as immature birds are outsourced and not part of the Company's owned capacity.

	December 31, 2025	June 30, 2025
37. NUMBER OF EMPLOYEES		
Number of employees at year end - permanent	72	73
Number of employees at year end - daily wagers	342	325
Average during the year - permanent	74	75
Average during the year - daily wagers	325	291

Rm

WAHDAT POULTRY FARM (PRIVATE) LIMITED
NOTES TO THE FINANCIAL STATEMENTS
FOR THE PERIOD FROM JULY 01, 2025 TO DECEMBER 31, 2025

38 EVENTS AFTER THE REPORTING PERIOD

Subsequent to the reporting period, the shareholders approved an increase in the authorized share capital of the Company from Rs. 600 million to Rs. 750 million and a subdivision of equity shares in the ratio of 1:5, resulting in a reduction of the face value per share from Rs. 10 to Rs. 2.

These changes became effective on January 05, 2026 and have been treated as non-adjusting events in accordance with IAS 10 - Events after the Reporting Period. Accordingly, no adjustments have been made to the financial statements as at December 31, 2025.

39 DATE OF AUTHORIZATION

These financial statements were authorized for issue on 10 FEB 2026 by the Board of Directors of the Company.

40 GENERAL

Figures have been rounded off to the nearest Rupee.



 CHIEF EXECUTIVE

Ram


 DIRECTOR

6.7. SUMMARY OF FINANCIAL HIGHLIGHTS

For access to the complete audited statements of the Company, visit <https://Wahdatpoultryfarm.com/financial-reports/>

	Audited FY22	Audited FY23	Audited FY24	Audited FY25	1HFY26
Income Statement					
Net Revenue	1,581,844,449	2,007,097,667	2,515,519,917	2,791,379,643	1,471,889,498
Cost of Goods Sold	(1,295,234,639)	(1,649,078,933)	(1,926,783,731)	(2,112,435,773)	(1,095,813,613)
Gross Profit	286,609,810	358,018,734	588,736,186	678,943,870	376,075,885
Administrative expense	(60,678,870)	(73,798,774)	(83,265,481)	(87,066,233)	(50,824,877)
Selling & Distribution expense	(187,088,004)	(238,485,327)	(275,875,782)	(281,386,425)	(145,234,996)
Other income	111,865,027	145,847,421	168,552,862	62,520,735	51,127,430
Finance Cost	(57,729,128)	(109,818,974)	(177,008,839)	(131,162,691)	(52,613,213)
Profit before Levies and Income Tax	92,978,835	81,763,080	221,138,946	241,849,256	178,530,229
Levies ⁴⁰	-	-	(19,273,010)	(22,072,798)	(1,616,276)
Profit Before Income Tax	92,978,835	81,763,080	201,865,936	219,776,458	176,913,953
Tax	(28,487,333)	2,101,472	21,338,520	22,083,511	(13,866,515)
Profit After Taxation	64,491,502	83,864,552	223,204,456	241,859,969	163,047,438
Balance Sheet					
Non-Current Asset	678,194,507	699,201,265	753,238,818	789,995,157	838,687,295
Current Assets	963,354,930	1,210,804,127	1,487,921,810	1,769,069,277	1,922,989,039
Total Assets	1,641,549,437	1,910,005,392	2,241,160,628	2,559,064,434	2,761,676,334
Share capital and Reserves					
Issued, Subscribed and Paid-Up Capital	570,442,510	570,442,510	570,442,510	570,442,510	570,442,510
Share Premium - Capital Reserve	345,980,520	345,980,520	345,980,520	345,980,520	345,980,520
Unappropriated Profit	60,810,078	145,723,287	370,004,448	615,295,057	779,203,588
Total Equity	977,233,108	1,062,146,317	1,286,427,478	1,531,718,087	1,695,626,618
Long Term Financing	83,113,204	42,045,307	65,990,503	127,747,960	164,418,057
Employee Retirement Benefits	7,465,223	9,910,680	13,103,208	12,549,670	13,778,620
Deferred Taxation	28,767,257				-
NON-CURRENT LIABILITIES	119,345,684	51,955,987	79,093,711	140,297,630	178,196,677
Short Term Borrowing	384,279,190	554,549,441	634,074,413	641,524,651	624,730,974
Trade and Other Payables	79,071,003	141,649,323	122,026,810	151,103,392	129,695,424
Current portion of long-term financing	65,238,541	84,444,080	78,307,039	34,180,518	96,630,780
Loan from related party	-	-	3,000,000	19,758,000	-
Provision for Taxation	16,381,910	15,260,244	38,231,177	40,482,156	36,795,861
CURRENT LIABILITIES	544,970,645	795,903,088	875,639,439	887,048,717	887,853,039
Total Equity and Liabilities	1,641,549,437	1,910,005,392	2,241,160,628	2,559,064,434	2,761,676,334

⁴⁰ This represents the minimum tax paid at the export stage.

Cashflows	Audited FY22	Audited FY23	Audited FY24	Audited FY25	1HFY26
Cash Flows from Operating Activities					
Profit before Taxation	92,978,835	81,763,080	221,138,946	241,849,256	178,530,229
Adjustment for Non-Cash Items:					
Provision for Gratuity	3,456,558	3,922,438	4,709,016	4,278,349	1,896,463
Gain on Disposal of Vehicle	(675,740)	-	-	-	-
Allowance for Expected Credit Loss	525,842	855,863	838,858	1,001,815	436,538
Finance Cost	56,962,778	109,818,974	177,008,839	131,162,691	52,613,213
Depreciation	31,250,366	34,779,095	35,789,911	39,244,262	21,663,469
Loss on Disposal of Biological Assets	42,548,843	11,524,240	52,550,384	42,015,092	3,824,311
Amortization of Intangible Assets	2,991,733	2,991,734	2,658,400	2,658,400	1,329,199
Fair Value gain on remeasurement of Biological ⁴¹	(129,080,071)	(140,105,758)	(190,925,382)	(85,702,619)	(45,449,229)
	100,959,144	105,549,666	303,768,972	376,507,246	214,844,193
Working Capital Changes					
(Increase)/Decrease in Current Assets					
Stock in Trade ⁴²	(23,543,639)	(98,994,560)	(30,034,969)	25,812,077	(111,590,620)
Trade Debts	(54,211,262)	(52,483,842)	(71,709,483)	(174,605,277)	6,755,638
Deposits, Advances and Other Receivable	(22,861,941)	(5,775,411)	15,944,203	(49,425,004)	(4,313,722)
Loan to Related Party	24,954,000	51,443,575	12,708,079	-	-
Staff Advances	-	-	-	-	-
(Increase)/Decrease in Current Liabilities					
Trade and Other Payables	35,721,923	45,739,938	(29,179,187)	45,790,348	(21,407,968)
Cash Generated from Operations	61,018,225	45,479,366	201,497,615	224,079,390	84,287,521
Income Tax Paid	(22,767,494)	(16,896,415)	(13,843,360)	(25,062,539)	(10,032,989)
Finance Cost Paid	(58,021,251)	(92,980,591)	(167,452,164)	(147,876,457)	(52,613,213)
Net Cash Generated (Used in) from Operations	(19,770,520)	(64,397,640)	20,202,091	51,140,394	21,641,319
Cashflow From Investing Activities					
Addition to Property, plant and equipment ⁴³	(26,031,680)	(71,159,092)	(33,817,050)	(56,803,137)	(55,502,346)
Proceeds from sale of PPE	3,290,000	-	-	-	-
Addition to work in process	(10,172,146)	-	(18,882,359)	(1,789,660)	(11,481,995)
Acquisition of Biological Assets	(23,196,003)	(19,419,920)	(80,120,089)	(53,639,546)	(24,009,791)
Proceeds from Disposal of Biological Assets	18,267,194	13,395,550	38,306,075	11,558,710	9,192,310
Net Cash Used in Investing Activities	(37,842,635)	(77,183,462)	(94,513,423)	(100,673,633)	(81,801,822)
Cashflow From Financing Activities					

⁴¹ The decline in the fair value of biological assets is primarily due to a reduction in flock size as a result of bird mortality, along with the flock nearing the end of its productive lifecycle. As birds approach the end of their laying cycle, their egg production capacity declines.

Since the fair value of biological assets is based on the present value of expected future cash flows, derived from egg production and eventual disposal, a decrease in the number of birds and their remaining productive life results in lower projected economic benefits, thereby leading to a downward remeasurement of biological assets.

⁴² Wahdat Farms' stock in trade is projected to increase significantly from Rs410 million in FY26 to Rs1,665 million by FY30, driven by several strategic expansion initiatives. The company is investing Rs180 million to add 100,000 new birds, which directly increases feed inventory requirements, as feed accounts for 63% to 74% of cost of goods sold. Additionally, the establishment of a liquid egg pasteurization plant with a Rs270 million investment creates an entirely new inventory category, requiring raw eggs, work-in-process, and finished liquid egg products to be held in stock. The Wahdat Quality Assured Procurement model, backed by Rs150 million, also necessitates feed and packaging inventory to supply partner farms. Finally, expansion of the distribution network to serve modern retail chains and export markets requires higher safety stock levels to ensure uninterrupted supply. Together, these factors result in substantial inventory growth aligned with the company's capacity expansion and new product development.

⁴³ Building, plant and machinery include farm equipment and related major overhauls, pulp factory assets, and electrical equipment. The breakup is available in the audited financial statements

Long Term Financing ⁴⁴	18,589,151	(21,862,358)	17,808,155	17,630,936	99,120,359
Short Term Borrowings	36,433,309	170,270,251	79,524,972	7,450,238	(16,793,677)
Loan from Related Party	-	-	3,000,000	16,758,000	(19,758,000)
Net Cash Generated from financing activities	55,022,460	148,407,893	100,333,127	41,839,174	62,568,682
Net Increase in cash and cash equivalents	(2,590,695)	6,826,789	26,021,795	(7,694,065)	2,408,179
Cash and Cash equivalents at beginning of the year	18,102,911	15,512,216	22,339,005	48,360,800	40,666,735
Cash and Cash equivalents at end of the year	15,512,216	22,339,005	48,360,800	40,666,735	43,074,914

Growth	FY22	FY23	FY24	FY25	1HFY26
Sales Growth YOY (%)	28.2%	26.9%	25.3%	11.0%	9.5%
Operating Profit Growth YOY (%)	-54.9%	17.7%	402.0%	35.2%	1.7%
Profit After Tax Growth YOY (%)	1.8%	30.0%	166.1%	8.4%	44.6%
Margins					
Gross Margin (%)	18.1%	17.8%	23.4%	24.3%	25.6%
Operating Profit Margin (%)	2.5%	2.3%	9.1%	11.1%	12.2%
Profit Before Tax Margin (%)	5.9%	4.1%	8.0%	7.9%	12.0%
Profit After Tax Margin (%)	4.1%	4.2%	8.9%	8.7%	11.1%

Profitability Ratios	FY22	FY23	FY24	FY25	1HFY26
No of Shares (Pre-Split)	57,044,251	57,044,251	57,044,251	57,044,251	57,044,251
EPS (Pre-Split) ⁴⁵	1.13	1.47	3.91	4.24	2.86
Break-up value per share ⁴⁶	17.13	18.62	22.55	26.85	29.72
Return on equity (%)	7%	8%	17%	16%	10%
Return on assets (%)	4%	4%	10%	9%	6%

Balance Sheet Ratios	FY22	FY23	FY24	FY25	1HFY26
Fixed Asset Turnover ⁴⁷	2.33	2.91	3.46	3.62	-
Asset Turnover ⁴⁸	1.02	1.13	1.21	1.16	-
Current Ratio ⁴⁹	1.77	1.52	1.70	1.99	2.17
Capex to Total Assets ⁵⁰	3.6%	4.7%	5.9%	4.4%	3.3%
Receivable Turnover Days ⁵¹	48	47	46	58	-
Inventory Turnover Days ⁵²	65	65	68	62	-
Payable Turnover Days ⁵³	11	17	14	13	-
Cash Conversion Cycle Days ⁵⁴	102	95	101	107	-
Trade Creditors	56,138,852	93,414,546	50,023,214	96,782,506	-
Leverage Ratios	FY22	FY23	FY24	FY25	1HFY26
Debt to Equity	55%	64%	61%	54%	52%
Total Debt to Capital- %	35%	39%	38%	35%	34%
EBITDA / Interest	3.20	2.09	2.47	3.16	4.83
(EBITDA-CAPEX)	125,550,233	138,773,871	303,776,600	302,682,266	163,141,978
(EBITDA-CAPEX)/ Interest	2.17	1.26	1.72	2.31	3.10
Interest Coverage Ratio	2.61	1.74	2.25	2.84	4.39

Stock Split Effect	FY22	FY23	FY24	FY25	1HFY26
Profit after Taxation	64,491,502	83,864,552	223,204,456	241,859,969	163,047,438

⁴⁴ The increase in long-term financing of Wahdat Poultry Farm Limited is mainly due to:

- 1 upgradation of existing poultry sheds to improve efficiency and capacity,
- 2 capital expenditure on the pulp factory project, and
- 3 Rearing of flocks

⁴⁵ Eps = Profit After Tax / No of Shares

⁴⁶ BVPS = Total Equity / No of Shares

⁴⁷ Fixed Asset Turnover = Sales / Average Fixed Assets. Average Fixed Assets = (Previous Year Fixed Assets + Current Year Fixed Assets) / 2

⁴⁸ Asset Turnover = Sales / Average Assets. Average Assets = (Previous Year Assets + Current Year Assets) / 2

⁴⁹ Current Ratio = Current Assets / Current Liabilities

⁵⁰ Capex / Total Assets = Capex (Addition to Property, plant and equipment + Addition to work in process + Acquisition of Biological Assets) / Total Assets

⁵¹ Receivable Turnover Days = (Average Accounts Receivable / Sales) * 365, Average Accounts Receivable = (Previous Year Trade Debits + Current Year Trade Debits) / 2

⁵² Inventory Turnover Days = (Average Stock in Trade / Cost of Sales) * 365, Average Stock in Trade = (Previous Year Stock in Trade + Current Year Stock in Trade) / 2

⁵³ Payable Turnover Days = (Average Accounts Payable / Sales) * 365, Average Accounts Payables = (Previous Year Trade Creditors + Current Year Trade Creditors) / 2

⁵⁴ Cash Conversion Cycle = Receivable Turnover Days + Inventory Turnover Days - Payable Turnover Days

No of Shares (Pre stock split)	57,044,251	57,044,251	57,044,251	57,044,251	57,044,251
EPS (Pre-Stock Split)	1.13	1.47	3.91	4.24	2.86
Breakup Value per Share (Pre-Stock Split)	17.13	18.62	22.55	26.85	29.72
No of Shares (Post stock split)	285,221,255	285,221,255	285,221,255	285,221,255	285,221,255
EPS (Post Stock Split)	0.23	0.29	0.78	0.85	0.57
Breakup Value per Share (Post Stock Split)	3.43	3.72	4.51	5.37	5.94

6.8. COMMENTARY ON FINANCIAL POSITION AND SELECTED RATIOS

1) PROFITABILITY RATIOS

From FY22 to FY25 the company's sales rose significantly achieving a CAGR of 20.8% and increasing its revenue by PKR 1.2 billion from FY22 to FY25. The company also showed a remarkable growth in Profit After Tax which rose from PKR 64.4 million in FY22 to PKR 241.8 million in FY25, supported by an increase in the Profit After Tax Margin by 4.6%. The Profit After tax showed a robust CAGR of 55.36% from FY22 to FY25. This reflects improved cost efficiency, better operating leverage, and a stronger earnings profile.

2) GROWTH RATIOS

The company has shown remarkable growth over the period from FY22 to FY25 with Sales CAGR 20.8% while the Profit After Tax and EBITDA displayed a CAGR of around 55.3% and 30.9% respectively, followed by an extraordinary growth in the operating profit of 402% growth in FY23 to FY24 while EBITDA showed a growth of 221% from FY23 to FY24. The Profit After Tax also rose by 166% from FY23 to FY24. This remarkable performance of the company represents its ability to drive growth, profitability, and value creation.

The volume of patties sold increased modestly from 245,680 units in FY23 to 281,927 units in FY24, reaching 282,673 units in FY25, representing a 15% overall growth over the three-year period. During the same period, the average unit price rose from PKR 8,170 in FY23 to PKR 8,924 in FY24, and further to PKR 9,875 in FY25, reflecting a 21% cumulative increase. This positive price trend, combined with volume growth, drove total revenue from PKR 2,007 million in FY23 to PKR 2,516 million in FY24, and PKR 2,791 million in FY25. Looking forward, the volume of patties sold is projected to grow from 282,673 units in FY25 to 604,917 units in FY30, representing a 114% increase over the five-year period. Concurrently, the average unit price is projected to rise from PKR 9,875 in FY25 to PKR 16,484 in FY30, reflecting a 67% increase. This growth in both volume and pricing is driven by expanding production capacity, increased export market penetration, product premiumization, and the introduction of higher-value pasteurized egg products, collectively resulting in significant overall revenue expansion.

3) GROSS AND OPERATING MARGINS

The Company's margin profile improved meaningfully during the period FY22 to FY25. The company has maintained a stable Gross Margin of 18% to 24% from FY22 to FY25 this was complemented by a robust growth in Operating Profit Margin with a growth of 8.7% over the period of FY22 to FY25 reflecting improved cost efficiency and operating leverage.

Wahdat's gross profit margin expanded significantly from 17.8% in FY23 to 23.4% in FY24, driven by a combination of strategic initiatives during a period of economic challenges in Pakistan. The company achieved better price margins on each SKU by optimizing its product mix and capturing premium positioning across its packaged egg variants. Additionally, Wahdat shifted to direct procurement of corn and other feed ingredients from farmers, eliminating intermediary markups and securing better input pricing. These factors collectively reduced input costs relative to revenue, enabling the substantial improvement in gross margin.

The operating margin of Wahdat improved significantly from 2.3% in FY23 to 9.1% in FY24, this expansion was primarily driven by the substantial improvement in gross margin, which rose from 17.8% to 23.4% due to better price margins on each SKU and direct procurement of corn and feed ingredients from farmers. Additionally, the company exercised tighter control over selling and distribution expenses, reducing wastage and optimizing delivery routes, which lowered operating expenses as a percentage of revenue from 15.5% to 14.3%. The combination of higher gross profitability and disciplined expense management resulted in operating profit growing nearly fivefold, from Rs46.2 million to Rs228.9 million.

4) RETURN RATIOS

The company experienced a substantial growth in EPS from PKR 1.13 (FY22) to PKR 4.24 (FY25) achieving a CAGR of 55.365% from FY22 to FY25. The Breakup value per share also rose by PKR 9.7 over the said period. Return on Equity (ROE) grew by 9% while Return on Assets (ROA) rose by 5% over the period FY22 to FY25, despite the increase in Total Assets by PKR 917 million from FY22 to FY25.

5) LEVERAGE RATIOS

The company displayed improving operational efficiency which was supported by heightened asset utilization. The Fixed Asset Turnover of the company increased from 2.33x in FY22 to 3.62x in FY25. The asset turnover remained stable at around 1.02x to 1.16x which indicates a consistent revenue generation from the company's asset base. The current ratio remained within the healthy range of 1.77 – 1.99 with 1.99 in FY25 indicating adequate coverage of short-term liabilities through current assets.

The company maintained a balanced capital structure over the period FY22 to FY25. The debt-to-equity ratio remained at manageable levels from 55% in FY22 to 54% FY25 with a slight increase to 64% in FY23. The total debt to capital also remained stable in the range of 35% reflecting the company's reduced reliance on debt financing. The EBITDA /Interest stayed in the range of 3.20 (FY22) to 3.16(FY25) with an increase in the interest coverage ratio from 2.61 in FY22 to 2.84 in FY25 indicating the company's enhanced ability to meet financing cost from operating cash flows.

Total debt increased by Rs100.3 million from Rs681.0 million in FY23 to Rs781.4 million in FY24, primarily due to higher working capital requirements driven by strong business growth. During this period, net revenue grew by, from Rs2,007 million to Rs2,515 million, which necessitated increased procurement of raw materials such as corn, feed ingredients, and packaging supplies to support higher production volumes. These additional purchases were financed through short-term borrowings. Despite the absolute increase in debt, the company's debt-to-equity ratio improved from 64% to 61%.

6) CASHFLOW FROM OPERATIONS

Initially the company had negative cashflows from operations in FY22 and FY23, however, the company has been able to improve operational practices and has had a positive cash flow from operations in FY24 and FY25 with a PKR 51m Cashflow from operations in FY25.

Wahdat's operating cash flow remained negative from FY21 to FY23, with outflows of Rs107.6 million in FY21, Rs19.8 million in FY22, and Rs64.4 million in FY23. In FY21, the company acquired two additional sheds, requiring significant working capital investment. During FY22 and FY23, COVID-19 disruptions and economic challenges—including inflation and currency depreciation—further strained cash flow by compressing margins and tying up working capital. The company converted to positive cash flow in FY24 at Rs20.2 million, sustained through FY25 and 1HFY26, driven by gross margin expansion from better SKU pricing and direct procurement of raw materials, tighter expense control, and strong profit growth, which improved working capital management

7) BREAKUP VALUE PER SHARE

Breakup value per share increased from Rs18.62 in FY23 to Rs22.55 in FY24, representing a 21.1% rise. This increase was driven primarily by the company's strong profit growth, with profit after tax rising significantly from Rs83.9 million to Rs223.2 million during the period. Since the issued share capital remained constant at Rs570,442,510, the entire Rs224.3 million increase in total book value was attributable to retained earnings from operational performance. The substantial improvement in gross margin from 17.8% to 23.4% and operating margin from 2.3% to 9.1% enabled higher net income, which was retained in the business rather than distributed as dividends, directly enhancing shareholders' equity and driving breakup value per share higher.

6.9. SUMMARY OF REVENUE AND EXPENSE

1) REVENUE

Particular	Value PKR	% of Sales Value	Value PKR	% of Sales Value	Value PKR	% of Sales Value
	FY23	FY23	FY24	FY24	FY25	FY25
Local	1,924,293,087	96%	2,352,875,607	94%	2,336,399,464	84%
Exports	82,804,580	4%	162,644,310	6%	454,980,179	16%
Total Sales	2,007,097,667	100%	2,515,519,917	100%	2,791,379,643	100%

*Audited Financial Statements of Wahdat Poultry Farm Limited

2) EXPORT CLIENTS' BREAKUP

Following is the Export Client Sales breakup of the company from Fy2023 to Fy2025

Export Client Sales Breakup								
Sr. No	Customers	Region/Country	Value FY 22-23	% of total FY 22-23	Value FY 23-24	% of total FY 23-24	Value FY 24-25	% of total FY 24-25
1	Farm Fresh LLC	UAE	10,129,915.60	12%	145,120,470.00	89%	225,452,723.19	50%
2	AIM	UAE	-	0%	-	0%	78,583,677.00	17%
3	Al Mana Restaurant & Food Co/Mohebi logistics WLL (Qatar)	Qatar	38,513,125.00	47%	10,051,200.00	6%	16,716,000.00	4%
4	EKTAV TAVUKCULUK YEM SANAYI	UAE	-	0%	-	0%	28,024,155.00	6%
5	PEDLAR GENERAL TRADING LLC	UAE	-	0%	-	0%	26,965,644.81	6%
6	Iqon Food Industries LLC	UAE	-	0%	-	0%	26,883,260.00	6%
7	Ahmad Farhan Fruits and Vegetables Trading Co LLC	UAE	-	0%	-	0%	25,467,290.00	6%
8	AWS Distribution LLC	UAE	19,369,464.15	23%	-	0%	-	0%
9	Abdulla Al Khattal & Zayed General Trading	UAE	10,571,150.00	13%	-	0%	8,723,400.00	2%
10	Harmony Nexus Ventures Food Stuff Trading LLC	UAE	-	0%	-	0%	9,873,544.00	2%
11	MUZAKKAH GENERAL TRADING CO. LLC	UAE	-	0%	-	0%	8,290,485.00	2%
12	Mohebi Martin - Browser logistics WLL LLC (Dubai)	UAE	-	0%	7,472,640.00	5%	-	0%
13	ANCHOR GLOBAL FOODSTUFF TRADING LLC(UAE)	UAE	4,220,925.30	5%	-	0%	-	0%
	TOTAL		82,804,580.05	100%	162,644,310.00	100%	454,980,179.00	100%

3) TOP CUSTOMERS SUMMARY

Following is the summary of Top Customers of the company from FY23 to FY25

Top Customers Summary							
Sr. No	Customer	Value FY23	Sales Ratio FY23	Value FY24	Sales Ratio FY24	Value FY25	Sales Ratio FY25
1	Imtiaz Super Market	231,852,319.34	12%	320,770,421.98	13%	331,173,045.15	12%
2	Jalal Sons	146,973,395.19	7%	177,789,313.15	7%	181,200,670.74	6%
3	Punjab Cash & carry	81,729,260.76	4%	118,062,489.05	5%	185,900,638.97	7%
4	Al Fatah	119,327,499.14	6%	118,405,229.81	5%	122,273,156.31	4%
5	Metro Cash & Carry	80,590,839.15	4%	110,545,992.03	4%	112,742,958.16	4%
6	D. Watson	66,975,546.01	3%	79,857,982.00	3%	72,662,705.01	3%
7	Carrefour	55,467,202.10	3%	64,410,386.25	3%	54,872,119.60	2%
8	CSD (Canteen Store Department)	38,108,194.93	2%	48,598,213.90	2%	70,077,580.64	3%

9	Panda Mart Online	22,963,442.86	1%	28,115,791.82	1%	64,578,177.99	2%
10	Monal /Asian Wok	27,108,389.02	1%	37,294,705.26	1%	40,373,340.42	1%
11	Rainbow Store	23,455,932.35	1%	35,822,427.10	1%	43,079,595.07	2%
12	Shaheen Chemist/Grocers	25,027,180.50	1%	31,078,597.99	1%	31,344,505.00	1%
13	Assure International - Dubai	-	0%	-	0%	78,583,677.00	3%
14	Green Valley	26,108,166.36	1%	24,737,492.21	1%	19,537,867.50	1%
15	Tehzeeb Bakers	-	0%	2,851,491.00	0%	67,495,299.00	2%
16	Mohebi logistics (McDonalds - Middle East)	38,513,125.00	2%	10,051,200.00	0%	16,716,000.00	1%
17	McDonalds - Pakistan	20,475,014.93	1%	13,667,434.50	1%	15,106,212.15	1%
18	Hatim Store	14,378,275.35	1%	18,143,902.34	1%	12,645,355.00	0%
19	SPAR Pakistan	13,242,975.50	1%	11,041,812.15	0%	8,294,700.21	0%
Top Customer Sales		1,032,296,758.49	51%	1,251,244,882.54	50%	1,528,657,603.92	55%
Other institutional / retail Sales		974,800,908.29	49%	1,264,275,034.50	50%	1,262,722,038.50	45%
TOTAL Sales		2,007,097,666.78	100%	2,515,519,917.04	100%	2,791,379,642.42	100%



4) TOP SUPPLIERS' SUMMARY

Following is the Top Suppliers' summary of the company of FY2024 and FY2025

Vendor	Country	Services	FY24	Ratio	FY25	Ratio
M Asif Mughal	Pakistan	Maize /Soyabean/ Wheat	431,538,822	33.1%	501,215,264	38.7%
Others	Pakistan	Outsourcing Eggs/ Packaging / Other services and supplies etc	184,226,384	14.1%	166,347,414	12.8%
M.A OILS (PVT) LTD	Pakistan	Soyabean	135,670,940	10.4%	165,082,410	12.7%
Sharif Solvent Plant (Pvt) Ltd	Pakistan	Soyabean	208,520,580	16.0%	154,374,995	11.9%
Olympia Oil Pvt	Pakistan	Canola/Soyabean/SunFlower	19,036,800	1.5%	81,874,800	6.3%
Bilal Poultry Chicks	Pakistan	Chicks	15,428,000	1.2%	40,180,000	3.1%
MATCO Foods Ltd	Pakistan	Rice Protein	-	0.0%	25,573,045	2.0%
Katzee	Pakistan	Wrappers/Stickers/Cartons	17,965,254	1.4%	24,751,413	1.9%
Lucky Plastic	Pakistan	Wrappers/Foam Pack	18,861,488	1.4%	23,309,849	1.8%
Hi-Tech	Pakistan	Canola/ Rice BranMeal/Sunflower Oil/ Sunflower Meal	26,742,538	2.1%	22,136,262	1.7%
Zahid Packages	Pakistan	Cartons	14,374,593	1.1%	15,541,448	1.2%
Eva oil Shujabad Egro	Pakistan	Oil	10,477,500	0.8%	14,766,000	1.1%
Sadaat Traders	Pakistan	Maize /Soyabean	107,691,553	8.3%	14,419,365	1.1%
BA trader F. Mill	Pakistan	Chlortetracycline Hydrochloride/ Choline Chloride/ Isolucine Medicine/ Lysine/ Methinio/ Oxygun/ Adoxin/ Threonine Medicine	13,275,750	1.0%	13,358,500	1.0%
Sufi Oil Extractions Pvt Ltd	Pakistan	Canola/SunFlower Meal	11,024,350	0.8%	10,620,000	0.8%
Frontier Chips (Tariq khan)	Pakistan	Stone Chips	8,603,133	0.7%	9,466,999	0.7%
Noor Pur Feeds & Kohinoor Commercial Corp	Pakistan	DCP	7,417,275	0.6%	6,894,500	0.5%
Green Acres	Pakistan	Outsourcing Eggs	44,634,968	3.4%	4,586,648	0.4%
Rafhan Maize Product Co. Ltd	Pakistan	Gluten	26,654,725	2.0%	1,321,600	0.1%
TOTAL			1,302,144,653	100%	1,295,820,512	100%

5) EXPENSE

The following table shows the expenses of the Company:

Expenses	FY21		FY22		FY23		FY24		FY25	
	Amount (PKR)	Expense (%)	Amount (PKR)	Expense (%)	Amount (PKR)	Expense (%)	Amount (PKR)	Expense (%)	Amount (PKR)	Expense (%)
COGS	943,722,074	79%	1,295,234,639	81%	1,649,078,933	80%	1,926,783,731	78%	2,112,435,773	81%
Admin & General	55,254,463	5%	60,678,870	4%	73,798,774	4%	83,265,481	3%	87,066,233	3%
Selling & Distribution	148,406,013	12%	187,088,004	12%	238,485,327	11%	275,875,782	11%	281,386,425	11%
Finance Cost	39,986,833	3%	57,729,128	4%	109,818,974	5%	177,008,839	7%	131,162,691	5%
Total	1,187,369,383	100%	1,600,730,641	100%	2,071,182,008	100%	2,462,933,833	100%	2,612,051,122	100%

Source: Audited Financial Statements of Wahdat Poultry Farm Limited

* % of total expenses

6.10. BREAKUP OF OTHER INCOME

The following table shows the breakup of other income of the Company:

Particulars	FY21	FY22	FY23	FY24	FY25
Fair Value gain on valuation of biological assets	26,884,454	129,080,071	140,105,758	190,925,382	85,702,619
Loss on sale of biological assets	-	(42,548,843)	(11,524,240)	(52,550,384)	(42,015,092)
Sale on manure	2,041,710	9,438,950	14,385,140	25,449,840	15,834,364
Interest on loan to related party	8,194,750	6,169,251	1,693,563	2,005,062	-
(Loss) on foreign exchange transactions	-	-	-	-	(796,057)
Others	253,390	8,977,624	1,187,200	2,722,962	3,794,901
Gain on disposal of assets	-	675,740	-	-	-
Sale of feedbags	8,482,584	72,234	-	-	-
Other Income	45,856,888	111,865,027	145,847,421	168,552,862	62,520,735

Source: Audited Financial Statements of Wahdat Poultry Farm Limited

6.11. SUMMARY OF OTHER INCOME

The following table shows the summary of other income of the Company:

Particulars	FY21	FY22	FY23	FY24	FY25
Other Income PKR	45,856,888	111,865,027	145,847,421	168,552,862	62,520,735
Other Income as % of Sales	4%	7%	7%	7%	2%
Other Income as % of Operating Profit	53%	288%⁵⁵	319%	73%	20%

Source: Audited Financial Statements of Wahdat Poultry Farm Limited

⁵⁵ For FY2022, the high percentage of other income relative to operating profit is due to relatively low operating profit of PKR 64.5 million, while other income remained significant. This was mainly driven by fair value gains on biological assets and accrued interest receivable on loan to a related party, both of which are non-operational in nature. As a result, other income constituted a disproportionately high share of operating profit.

6.12. COMPARATIVE FINANCIAL ANALYSIS WITH PEER GROUP COMPANIES

The listed peers are:

Company ⁵⁶	Share Price (PKR)*	EPS (PKR)	BVPS (PKR)	P/E	P/B	ROE (%)	ROA (%)	Free Float (No.)	Free Float %
Nestle Pakistan Limited	7,742	380.24	468.98	20.36	16.51	81%	18%	4,534,958	10.00%
Unilever Pakistan Limited	24,581	933.50	999.61	26.33	24.59	93%	32%	470,012	7.38%
Ismail Industries Limited	1,956	51.98	411.49	37.62	4.75	13%	3%	3,317,847	5.00%
Rafhan Maize Products Company Limited	8,894	707.51	3,157.70	12.57	2.82	22%	11%	923,643	10.00%
Friesland Campina Engro Pakistan Limited	72	3.51	22.13	20.61	3.27	16%	7%	76,659,608	10.00%
Fauji Foods Limited	15	0.46	4.23	32.82	3.55	11%	5%	503,992,628	20.00%
Unity Foods Limited	8	1.23	16.07	6.70	0.51	8%	2%	358,215,000	30.00%
Big Bird Foods Limited	36	4.15	45.87	8.65	0.78	9%	14%	104,617,025	35.00%
Barkat Frisian Agro Limited	34	2.29	10.97	14.87	3.11	21%	17%	77,497,596	25.00%
The Organic Meat Company Limited	31	2.33	33.39	13.09	0.91	7%	6%	107,987,184	55.00%
At-Tahur Limited	25	2.86	29.13	8.78	0.86	10%	7%	65,591,829	30.00%
Bunnys Limited	8	4.40	43.06	1.83	0.19	10%	6%	367,428,985	55.00%
Mitchells Fruit Farms Limited	159	7.49	33.09	21.23	4.80	23%	9%	3,431,250	15.00%
Shezan International Limited	221	24.36	159.28	9.06	1.39	15%	6%	3,865,224	40.00%
Clover Pakistan Limited	62	4.74	16.30	13.13	3.81	29%	18%	21,410,853	55.00%
Weighted Average – Food Sector				23.31	12.61	56%	16%		
Food Sector - Median				13.13	3.11	15%	7%		
KSE 100 Multiple*				7.92	1.31				
Wahdat – Pre-Issue	12	1.02	5.94	11.72	2.02	17.23%	10.58%	N/A	N/A
Wahdat – Post Issue	12	0.87	6.85	13.77	1.75	12.73%**	8.69%***	145,146,615	43.3%

*Share Price as at 27th March

** IPO Equity Injection increasing equity by PKR 600 mn

*** IPO Equity injection in bank account of PKR 600 mn

6.13. SUMMARY OF FINANCIAL PROJECTIONS FOR FIVE YEARS

Disclaimer: The financial performance of the Wahdat may differ significantly from the projections presented herein, due to changes in macroeconomic conditions and other unforeseen factors. These projections are based on a range of assumptions, estimates, and judgments made by Wahdat at the time of preparation, and are subject to both known and unknown risks and uncertainties. Accordingly, actual financial outcomes may vary materially from the projections, and the plans and goals outlined may not be realized as expected. The Consultant to the Issue has relied on information provided by Wahdat. The Consultant to the Issue shall not be held responsible for any deviation between the projected and actual financial results. Prospective investors are advised to conduct their own analysis, investigation, and due diligence, and shall not solely rely on these financial projections when making any investment decisions

⁵⁶ Companies included in the peer analysis do not serve as a direct benchmark for Wahdat, however Barkat Frisian Agro Limited can be considered as comparable listed company for the same.

PKR Mn	FY26	FY27	FY28	FY29	FY30
Sales Volume					
Classic – Open Eggs					
Quantity					
Produced	23,535	28,468	25,739	23,203	21,625
Outsourced	17,248	41,580	55,440	73,920	95,480
Prices					
Produced	8,877	9,709	10,615	11,601	12,675
Outsourced	8,877	9,709	10,615	11,601	12,675
Classic – Packaged Eggs					
Quantity					
Produced	80,937	89,407	62,048	29,945	988
Outsourced	25,872	62,370	83,160	110,880	143,220
Prices					
Produced	10,586	11,418	12,384	13,432	14,571
Outsourced	10,586	11,418	12,384	13,432	14,571
Golden Eggs					
Quantity					
Produced	27,566	38,614	31,978	22,974	24,220
Outsourced	-	-	-	-	-
Prices					
Produced	12,051	12,883	13,922	15,047	16,267
Outsourced	-	-	-	-	-
Omega Eggs					
Quantity					
Produced	80,649	118,531	127,466	136,413	154,744
Outsourced	-	-	-	-	-
Prices					
Produced	12,902	13,735	14,816	15,986	17,253
Outsourced	-	-	-	-	-

PKR Mn	FY26	FY27	FY28	FY29	FY30
Profit and Loss Statement					
Local Sales	2,865	4,539	4,994	5,545	6,649
- Classic	1,493	2,413	2,660	3,018	3,586
- Golden	332	497	445	346	394
- Omega	1,041	1,628	1,889	2,181	2,670

- Pasteurized Egg	-	839	1,672	2,467	3,559
Export Sales Eggs	578	1,048	1,662	2,540	3,322
Total Sales	3,444	6,425	8,328	10,552	13,531
<i>Revenue Growth %*</i>	23.4%	86.6%	29.6%	26.7%	28.2%
COGS	(2,492)	(4,727)	(6,042)	(7,957)	(10,130)
Gross Profit	951	1,697	2,287	2,595	3,401
<i>Gross profit Margin %</i>	27.6%	26.4%	27.5%	24.6%	25.1%
Admin Expenses	(135)	(113)	(132)	(151)	(175)
Selling Expenses	(322)	(590)	(688)	(808)	(980)
EBIT	494	995	1,467	1,636	2,246
<i>EBIT Margin %</i>	27.6%	26.4%	27.5%	24.6%	25.1%
Add: Depreciation/Amortization	44	83	86	88	92
EBITDA	538	1,078	1,552	1,724	2,338
<i>EBITDA Margin %**</i>	18.8%	23.8%	31.1%	31.1%	35.2%
Financial Charges	(100)	(95)	(87)	(67)	(49)
Other Income	67	115	154	172	199
Profit Before Tax	461	1,015	1,534	1,740	2,396
<i>PBT Margin %</i>	13.4%	15.8%	18.4%	16.5%	17.7%
Taxation	(134)	(294)	(445)	(505)	(695)
Profit After Tax	328	721	1,089	1,236	1,701
<i>PAT Margin %</i>	9.5%	11.2%	13.1%	11.7%	12.6%

*Revenue growth is increasing due to increased capacity for local sales and export sales and additional revenue from pasteurization

**EBITDA Margin is increasing due to increase in depreciation/amortization

PKR Mn	FY26	FY27	FY28	FY29	FY30
Balance Sheet					
Land	131	131	131	131	131
Property, Plant & Equipment	810	784	760	738	716
Capital Work in Progress	21	21	21	21	21
Total Non-Current Assets	962	936	912	890	868
Live Stock	861	913	969	1,029	1,093
Investment	6	4	123	372	720
Current Assets					
Accounts receivable	566	1,039 ⁵⁷	1,323	1,648	2,076
Cash and bank balance	661	682	1,016	1,153	1,616
Stocks	410	777	993	1,308	1,665
Deposit, Advances and prepayments	116	219	280	369	470
Advance Tax / Deferred tax	59	59	59	59	59
Total Assets	3,639	4,629	5,675	6,826	8,567
Equity & Liabilities					
Shareholder's Equity - Existing	571	571	571	571	571
Share Premium	845	845	845	845	845
Retained Profits	943	1,664	2,644	3,756	5,287
Equity New Issue	100	100	100	100	100
Total Equity	2,459	3,180	4,160	5,272	6,803
Long Term Liabilities	214	150	91	49	28
Current Liabilities					
Creditors and accrued liabilities	191	363	463	610	777
ST Borrowings	642	642	516	390	264
Provision for Taxation	134	294	445	505	695
Total Liabilities	1,180	1,449	1,515	1,554	1,764
Total Equity and Liabilities	3,639	4,629	5,675	6,826	8,567

⁵⁷ The significant increase in receivables is driven mainly due to increase in projected sales of the company in FY 2027 compared to FY 2026

PKR Mn	FY26	FY27	FY28	FY29	FY30
Cashflow Statement					
Cashflow from Operating Activities					
Profit After Tax	328	721	1,089	1,236	1,701
Add: Depreciation	44	43	41	40	39
Adj: Fair Value of Birds	(156)	(52)	(56)	(60)	(64)
Other Adj.	1	1	1	1	1
	216	712	1,075	1,217	1,677
Working Capital Changes					
(Increase) / Decrease in Current Assets	(79)	(943)	(562)	(728)	(886)
Increase / (Decrease) in Current Liabilities	133	332	251	207	357
Net Cash Generated from Operations	271	101	765	696	1,148
Investments	-	-	(120)	(250)	(350)
Capital Expenditure	(254)	(16)	(16)	(16)	(16)
Land Acquisition	(16)	-	-	-	-
Research and developments	1	-	-	-	-
Net cash flow from Investing activities	(269)	(16)	(136)	(266)	(366)
Cash Flow from Financing Activities					
STB	-	-	(126)	(126)	(126)
Long Term Loan	19	(64)	(60)	(43)	(22)
Dividends/coupons	-	-	(109)	(124)	(170)
Equity Injection	600	-	-	-	-
Net Cash Used in Financing Activities	619	(64)	(295)	(292)	(318)
Net cash flow Generated During the Period	620	21	334	137	463
Cash and Cash Equivalents at beginning of the year	41	661	682	1,016	1,153
Cash and Cash Equivalents at the end of the year	661	682	1,016	1,153	1,616

6.14. MACRO ASSUMPTIONS:

Particular	FY26	FY27	FY28	FY29	FY30
Inflation	6%	7%	7%	7%	7%
KIBOR	10%	10%	10%	10%	10%

6.15. CERTIFICATE OF REASONABLENESS OF FINANCIAL PROJECTIONS:



To:
Chief Listing Officer,
Listing Department,
Pakistan Stock Exchange Limited,
Karachi.

Subject: Certification of Reasonableness of Financial Projections as per Schedule 1.14 (viii) (xii) of the Public Offering Regulations, 2017

Dear Sir,

We, Topline Securities Limited, acting as the Consultant to the issue in connection with the proposed Initial Public Offering / Offer for Sale of Wahdat Poultry Farm Limited, hereby confirm that we have reviewed the financial projections for the five-year period (FY2030 included in the draft Prospectus / Offer for Sale Document and submitted to the Exchange).

Based on our sector expertise, market research and discussions with the Company's Management regarding the underlying assumptions, we certify that the financial projections have been prepared on reasonable grounds and assumptions. The key assumptions cover revenue growth, flock growth, margins i.e. gross profit, operating and EBITDA, effective tax rate and relevant macroeconomic factors and are considered reasonable in light of the Company's historical performance, industry outlook and the prevailing economic environment.

This Certification is being provided in accordance with the Public Offering Regulation issued by the Securities and Exchange Commission of Pakistan (SECP).

Yours Faithfully,




Mohammed Sohail
Chief Executive Officer
Topline Securities Limited

Disclaimer: The financial projections are subject to inherent uncertainties and are based on assumptions regarding future events and circumstances which may not occur as expected. Actual results may differ from those projected. This certification should not be construed as a guarantee of the attainment of the projected results. Please read the prospectus / offer for sale document to understand the investment policies, risks and tax implications involved.

8th Floor, Horizon Tower, Plot 2/6, Block 3, Clifton, Karachi-Pakistan.
TEL: +92-21-35303330-32 | www.topline.com.pk

6.16. REVALUATION OF FIXED ASSETS

There is no revaluation of Fixed Assets.

6.17. REVALUATION OF BIOLOGICAL ASSETS

Biological assets comprise of flocks of birds. These are measured at fair value less estimated cost to sell with any resultant gain/loss being recognized in the statement of profit or loss. Fair value of parent flocks of birds is determined on the basis of birds of similar age, breed and genetic merit.

Particular	Closing Book Value 30 th June, 2024	Acquisitions	Disposals	Revaluation Surplus	Closing Book Value 30 th June, 2025
BIOLOGICAL ASSETS	618,679,060	53,639,544	(53,573,802)	85,702,619	704,447,421

6.18. BIOLOGICAL ASSETS (IAS 41 – AGRICULTURE) ACCOUNTING POLICY

Wahdat's Biological Assets comprises of live birds at stages including day-old chicks, growing pullets, and laying hens. These assets are measured in accordance to International Accounting Standard (IAS) IAS 41 – Agriculture, which required biological assets to be measured at fair value less cost to sell (FVLCTS), with changes in fair value recognized in Profit or Loss.

The Company applies the following measurement principles:

1. **Day-Old Chicks** - initially recognized at cost, which approximates fair value due to the short holding period.
2. **Growing Pullets (2-18 weeks)** – measured at fair value less costs to sell based on stage of growth, mortality rate assumptions, feed consumption, and current market prices.
3. **Laying Birds** - measured at fair value less costs to sell using:
 - expected productive life of birds,
 - egg-laying productivity curve,
 - replacement cost of mature birds, and
 - prevailing market rates for similar birds.

Fair value is determined using either market-based prices, cost-to-replace method, or discounted cash flow techniques where observable market prices are not available.

6.19. RECOGNITION AND MEASUREMENT

Biological assets are recognized when:

- The Company controls the asset as a result of past events;
- It is probable that future economic benefits will flow to the Company (e.g., eggs, sale of birds); and
- The fair value or cost of the asset can be measured reliably.

The carrying amount is updated at each reporting date based on changes in fair value. Costs incurred in maintaining biological assets (feed, labour, utilities and other costs) are expensed in P&L as incurred.

6.20. FAIR VALUE GAIN / (LOSS) ON VALUATION OF BIOLOGICAL ASSETS

In accordance with IAS 41, gains or losses arising from changes in the fair value of biological assets are recognized in the statement of profit or loss under the heading:

6.21. DIVIDEND POLICY

Wahdat aims to follow a balanced and sustainable dividend policy after its listing on the Pakistan Stock Exchange. While the Company does not commit to a fixed payout ratio at this stage, its objective is to deliver shareholder returns through dividends in line with its financial performance, cash flows, and long-term strategic plans.

GUIDING PRINCIPLES

Subject to applicable laws and the availability of profits, the Board of Directors intends to consider dividends on an annual basis after taking into account the following factors:

- Profitability and retained earnings availability
- Cash flow generation and liquidity position
- Feed cost trends and volatility, which significantly impact margins
- Working capital cycles, including procurement, inventory buildup
- Capital expenditure and expansion requirements
- Debt service obligations, including bank covenants
- Macroeconomic conditions such as inflation and interest rates

DIVIDEND INTENT

The Company's policy is designed to signal the Board's intention to distribute dividends when the Company's financial position allows, without creating an obligation for fixed or guaranteed payouts.

The Company expects to pursue a shareholder-friendly dividend approach and, subject to the above considerations, aims to return value to shareholders through dividends in the years following its public listing.

EARNINGS RETENTION FOR GROWTH

Given the growth opportunities in the local poultry market and the Company's expansion strategy, the Board may decide to retain earnings partially or fully to fund:

- Capacity expansions
- Modernization and automation
- Biosecurity and quality enhancements
- Working capital stabilization
- New distribution or value-added product lines

COMPLIANCE WITH LAW

All dividend declarations will be made in accordance with the requirements of the Companies Act, 2017, PSX Rulebook, and other applicable regulations.

While the Company has not adopted a fixed dividend payout ratio, the Board intends to follow a prudent and sustainable dividend policy. Subject to applicable laws, future earnings, cash flows, working capital needs, and expansion plans, the Company expects to consider dividend distributions after listing. However, no assurance can be given regarding the timing or number of dividends, if any.

7. BOARD OF DIRECTORS AND MANAGEMENT

BOARD OF DIRECTORS OF THE COMPANY

The Directors of Wahdat are as follows:

Sr. No	Name	Relationship among BOD	Designation	Address	CNIC	Current Directorship	Past Directorships	Directorship in Wahdat since
1	Muhemmed Shahid Zaman	Brother-in-Law of Mr. Aurangzeb	Non-Executive Director	H.No. 259-B, Margala Service Road, Sector F-11/2, Islamabad.	61101-3956778-1	Wahdat Agro AOP - (Dormant)	Minors associates Pvt. ltd	11/21/2007
						Rock and Rock Pvt Ltd		
						Wahdat Dairy AOP - (Dormant)	Pakistan dairy development corporation	
						ALM TECHNOLOGIES & MANAGEMENT SERVICES (PVT.) LIMITED		
2	Air Marshal (R) Aurangzeb Khan	n/a	CEO, Executive Director	H.No. 244, Street No. 23, Sector F-11/2, Islamabad.	37101-1668758-9	Wahdat Dairy AOP (Dormant)	-	11/21/2007
3	Jahanzeb Khan	Brother of Mr. Aurangzeb	Non-Executive Director	H.No. D-151, Street No.1, Askari IV, Rashid Minhas Road, Karachi.	42000-7121808-1	PAKISTAN AUTOMOTIVE MANUFACTURERS ASSOCIATION	-	11/12/2025
4	Muhammad Hamad Khan	Son of Mr. Aurangzeb	Executive Director	H.No. 244, Street No. 23, Sector F-11/2, Islamabad.	37101-1669708-9	Wahdat Agro AOP (Dormant)	-	10/27/2023
5	Itrat Batool, (Nominee, Karandaaz Pakistan)	n/a	Non-Executive Director	H.No. 459, Street No. 10, Sector F-10/2, Islamabad.	61101-1930744-4	-	-	12/11/2025
6	Tafweez ul Vakil	n/a	Independent Director	H.No. 12, Mohalla Abbott Road, Lahore	35200-8048754-1	Flags Leisure Limited	Independent Director Lahore Waste Management Company	10/28/2025
						Adgear Adventures Private Limited	Independent Director Punjab Agriculture and Meat Company	
						Joyland Construction Services Private Limited	Independent Director Punjab Agriculture and Meat Company Joyland Construction Services Pvt Ltd.	
7	Abdul Rehman Warraich	n/a	Independent Director	H.No. 973, Street No. 21, Sector N, Phase 6, Defence Housing Authority, Lahore Cantt, District Lahore, Lahore	35201-0605029-7	-	-	2/24/2026

Source: Company Management

7.1. PROFILE OF DIRECTORS

1. SHAHID ZAMAN - CHAIRMAN OF THE BOARD



Shahid Zaman
Chairman

Muhammed Shahid Zaman is a seasoned agriculturist, entrepreneur, and co-founder of Wahdat Farms, with extensive experience across agriculture and agribusiness in Punjab and Sindh. Over his career, he has established and led multiple ventures, including large-scale fish farming operations, a clay manufacturing unit supplying to Reckitt & Colman, and orange export initiatives. He has served as a Director of Pakistan’s Dairy Development Board and is recognized as a pioneer of modern dairy farming in the country; the first dairy farm he established was declared a model dairy farm by Nestlé Pakistan and Pakistan Dairy Development Corporation.

His leadership philosophy emphasizes operational efficiency, structured business processes, and continuous improvement in manufacturing practices, alongside a strong focus on employee development as a core element of Wahdat’s corporate culture. Guided by a commitment to introducing modern agricultural practices in Pakistan, he co-founded Wahdat Farms with the vision of integrating advanced poultry layer farming with professional management and branded product development for the domestic market. His agricultural expertise, entrepreneurial experience, and long-term commitment continue to shape the strategic direction and growth of the Company.

2. AIR MARSHAL (R) AURANGZEB KHAN - CHIEF EXECUTIVE OFFICER AND DIRECTOR



Air Marshal (R) Aurangzeb Khan

Air Marshal (Retd.) Aurangzeb Khan (Hilal-e-Imtiaz, Military) served for 35 years in the Pakistan Air Force, having been inducted as a fighter pilot (General Duty Pilot) and progressing to command multiple squadrons, airbase and PAF Academy. During his time in the Air Force, he also attended the IBA for Post Graduate Diploma in Business. He later headed the Pakistan Aeronautical Complex (PAC) Kamra, where he was responsible for establishing the production and operational infrastructure for the JF-17 fighter aircraft project, before retiring as Deputy Chief of Air Staff (Training).

Following retirement, he transitioned into agriculture and entrepreneurship. He has worked closely with Nestlé and German agricultural equipment supplier Big Dutchman and co-founded Wahdat Farms, pioneering modern automated and integrated farming practices in Pakistan. Drawing on observations during his visits to farms in France, Italy and Türkiye, he promoted antibiotic-free poultry farming with vegetarian feed at a time when awareness of such practices was limited in the country. He is also credited with introducing nutritionally enriched eggs through feed-based interventions and, over a period of 19 years, established Farm Fresh as Pakistan's leading branded eggs business.

3. MUHAMMAD HAMMAD KHAN - CHIEF OPERATING OFFICER AND DIRECTOR



Muhammad Hammad Khan
Director (Chief of Operations)

Muhammad Hammad Khan brings a global perspective to his role as Chief Operating Officer at Wahdat. His professional background in the US financial sector at multiple banks including Deutsche Bank in New York and CapitalOne Bank in Virginia has provided him with a unique mix of analytical rigor and policy expertise that now defines his strategic approach to farming and distribution operations at Wahdat. He also holds an MBA from George Washington University in USA.

While he manages the company's extensive domestic operations and distribution network, his primary focus is now steering the brand toward a global horizon. He is leading the company's charge into international markets, leveraging his background in product management and analytics to transition Pakistan's market leader into a competitive overseas player.

4. TAWFIZUL WAKIL - INDEPENDENT DIRECTOR

An accomplished corporate leader and PICG Certified Director, he brings over 27 years of extensive experience in strategic leadership, marketing, sales, and operational excellence across leading multinational and local organizations. He has held senior positions with globally recognized companies including Philip Morris International, British American Tobacco, and Kraft-affiliated Continental Biscuits, managing large-scale operations with revenues exceeding US\$1 billion and leading teams of over 800 professionals.

He has a strong track record of delivering sustainable growth, strengthening governance frameworks, optimizing costs, and driving successful market expansion across Pakistan and international markets. His expertise spans corporate strategy, brand building, regulatory engagement, and stakeholder management at the highest levels. He holds an MBA from Lahore University of Management Sciences (LUMS) and is recognized for his integrity, professionalism, and commitment to sound corporate governance.

5. ABDUL REHMAN WARRAICH – INDEPENDENT DIRECTOR

Abdul Rehman Warraich is a distinguished financial services professional with over 30 years of cross-sector experience spanning asset management, public debt, civil service, and financial regulation. A versatile leader, he has held high-ranking roles in both the public and private sectors, including serving as a Commissioner at the Securities and Exchange Commission of Pakistan (SECP) and as Director General (Debt) for the Government of Pakistan. His extensive background in asset management includes tenures as Chief Investment Officer and Head of Research at premier institutions such as NBP Funds, UBL Fund Managers, and the Punjab Pension Fund.

Mr. Warraich's technical expertise is matched by a formidable academic and professional foundation, holding a CFA Charter, FRM certification, and an LLB. His career is marked by a deep commitment to fiscal governance, having served as a Debt Management Specialist for the Government of Punjab and a Deputy Commissioner at the Federal Board of Revenue. Additionally, he has provided strategic advisory to prestigious international organizations including the World Bank, IFC, and Asian Development Bank. With specialized certifications from the IMF Institute, he remains a leading authority on public finance, investment strategy, and regulatory oversight.

6. JAHANZEB KHAN - NON-EXECUTIVE DIRECTOR

Mr. Jahanzeb Khan serves as a Non-Executive Director of Wahdat. He holds a Master of Engineering in Manufacturing and brings over 35 years of diversified leadership experience in Pakistan's industrial and manufacturing sectors.

Throughout his career, Mr. Jahanzeb has held senior positions at Master Changan Motors and has been associated with organizations including Trans Mobile, Axle Products, and Dewan Farooq Motors, contributing to projects involving internationally recognized automotive brands such as Hyundai and KIA.

As a Non-Executive Director, Mr. Jahanzeb provides strategic guidance and oversight to the Board, drawing on his extensive experience in operational efficiency, governance and risk management.

Mr. Jahanzeb's technical expertise and governance-oriented approach add significant value to the Board's deliberations and support the Company's commitment to sustainable and disciplined growth.

7. MS. ITRAT BATOOL - NON-EXECUTIVE DIRECTOR, NOMINEE (KARANDAAZ PAKISTAN)

Ms. Itrat Batool is an experienced development and finance professional associated with Karandaaz Pakistan, a leading development finance institution promoting financial inclusion and SME growth in Pakistan. As Karandaaz's Nominee Director on the Board of Wahdat, she provides strategic oversight and represents institutional interests, supporting long-term value creation. She has strong expertise in private equity deal origination and execution, exit planning, credit and operational risk management, credit monitoring, and financial analysis. She contributes to strengthening governance frameworks, enhancing risk management practices, and advancing sustainable growth aligned with shareholder interests and best practices.

7.2. PROFILES OF KEY MANAGEMENT

Wahdat has a motivated, experienced, talented and self-driven management team that consist of the following:

MR. IMRAN HAIDER - HEAD OF SALES, MARKETING & DISTRIBUTION

Mr. Imran Haider joined Wahdat Farms in June 2020 and currently serves as Head of Sales, Marketing & Distribution.

He holds an MBA in Marketing and brings over two decades of diversified experience in the FMCG sector. Prior to joining Wahdat, he held leadership positions at Unilever, Dalda, IFFCO, OPTP, Haleeb Foods and Wesley International (Supermax).

At Wahdat Farms, he leads nationwide sales operations, brand development and distribution strategy. He has been instrumental in expanding market reach, strengthening trade and modern retail channels, and implementing structured route-to-market and sales performance systems.

ATIF SHIRAZ - CHIEF FINANCIAL OFFICER

Mr. Atif Shiraz has over 18 years of diversified experience in financial management, corporate compliance, internal audit, and strategic advisory across FMCG, logistics, and professional services sectors.

As Chief Financial Officer at Wahdat Farms Limited, Mr. Atif leads the Company's financial strategy, treasury operations, financial reporting, and enterprise-wide risk management. He oversees accounting operations, ERP

systems, and budgeting and forecasting, while ensuring full statutory and regulatory compliance. He works closely with the Board and Audit Committee to drive financial discipline and operational efficiency.

Prior to assuming the CFO role, he served as Head of Internal Audit and Corporate Compliance, and established the Internal Audit Department, developed comprehensive SOPs and internal audit manuals, and implemented robust internal control frameworks across the organization.

Before joining Wahdat Farms, Mr. Atif served as leading role at a public unlisted logistics company, managing statutory audits, financial reporting, SAP ERP implementation, and regulatory coordination with SECP and tax authorities. His earlier experience with leading chartered accountancy firms further strengthened his expertise in IFRS compliance, risk management, and corporate governance.

SYED ARSALAN SHIRAZI - COMPANY SECRETARY

Syed Arsalan Shirazi is an MBA graduate and recognized high performer from Iqra University, bringing over six years of expertise in financial management, internal audit, and corporate affairs. He specializes in overseeing financial reporting and internal control frameworks, ensuring strict adherence to statutory requirements and corporate standards. Beyond his technical financial background, Arsalan has developed significant experience in managing board affairs, providing the structured coordination and documentation necessary to support executive-level decision-making and organizational transparency.

As the lead implementer of Odoo ERP across multiple group entities, Arsalan has been instrumental in digitizing financial workflows and strengthening system-based controls. By enforcing SOP compliance and enhancing risk management practices, he has significantly improved documentation standards and operational efficiency. His ability to bridge the gap between financial analytics and corporate management makes him a key asset in maintaining the integrity of annual accounts and driving modern, data-backed financial excellence.

7.3. NUMBER OF DIRECTORS

Pursuant to Section 154 of the Companies Act, 2017 a listed Company shall not have less than seven (7) directors. At present, the Board consists of 7 directors, including the Chief Executive Officer and 1 female directors.

7.4. QUALIFICATION OF DIRECTORS

No person shall be appointed as a Director of the Company who is ineligible to be appointed as Director on any one or more of the grounds enumerated in Section 153 of the Companies Act or any other law for the time being in force.

7.5. REMUNERATION OF THE DIRECTORS

Pursuant to Article 67 and 68, the remuneration of a Director, including for attending meetings of the Board and its sub-committees, shall from time to time be determined by the Board. Any Director who serves on any committee or who devotes special attention to the business of the Company, or who otherwise performs services which in the opinion of the Directors are outside the scope of the ordinary duties of a director, including the holding of the office of the Chairperson, may be paid such extra remuneration as the Board may determine from time to time.

Each Director of the Company may, in addition to any remuneration receivable by him, be reimbursed his reasonable travelling and hotel expenses incurred in attending meetings of the Directors or of the Company or otherwise whilst employed on the business of the Company.

Particular	FY21		FY22		FY23		FY24		FY25	
	No of Person	PKR (Mn)	No of Person	PKR (Mn)	No of Person	PKR (Mn)	No of Person	PKR (Mn)	No of Person	PKR (Mn)
CEO	1	12	1	12	1	12	1	12	1	12
Directors	1	12	1	12	1	12	2	18	2	18
Executives	3	13	3	15	3	16	5	16	12	26
Total	5	37	5	39	5	40	8	46	15	56

7.6. INTEREST OF DIRECTORS

The directors may deem to be interested to the extent of fees payable to them for attending the Board meetings. The Directors performing whole time services in the Company may also be deemed interested in the remuneration payable to them by the Company. The nominee directors have interest in the Company to the extent of representing the sponsors in the capital of the Company.

7.7. FOLLOWING DIRECTORS ARE HOLDING ORDINARY SHARES OF THE COMPANY:

Name of Directors	Designation	No. of Shares held	Value of Shares held at par (PKR)
Muhammed Shahid Zaman	Non-Executive Director	38,964,550	77,929,100
Air Marshal (R) Aurangzeb Khan	CEO, Executive Director	38,543,570	77,087,140
Jahanzeb Khan	Non-Executive Director	3,768,630	7,537,260
Muhammad Hammad Khan	Executive Director	495	990
Itrat Batool, (Nominee, Karandaaz Pakistan)	Non-Executive Director	77,009,740	154,019,480
Tafweez ul Wakil	Independent Director	5	10
Abdul Rehman Warraich	Independent Director	5	10

7.8. APPOINTMENT AND ELECTION OF DIRECTORS AND CHIEF EXECUTIVE

The Directors of the Company are elected for a term of three years in accordance with the procedure laid down in section 159 of the Companies Act and Article 99.

The Directors shall comply with the provisions of Sections 154 to 159 and Sections 161 and 167 relating to the election of Directors and matters ancillary thereto.

Subject to the provisions of the Companies Act, the Company may from time to time increase or decrease the number of Directors.

Any casual vacancy occurring on the Board of Directors may be filled up by the Directors, but the person so appointed shall be subject to retirement at the same time as if he / she had become a Director on the day on which the Director in whose place he / she is chosen was last elected as Director.

The Company may remove a director in general meeting in accordance with the provisions of the Companies Act. The current Board of Directors were appointed on 22-07-2024.

7.9. VOTING RIGHTS

According to the Article 48, subject to any rights or restrictions for the time being attached to any class or classes of shares, on a show of hands every member present in person shall have 1 (one) vote except for election of directors in which case the provisions of Section 159 of the Companies Act shall apply. On a poll every member shall have voting rights as laid down in Section 134 of the Act.

Where there are joint registered holders of any share, any one of such persons may vote at any meeting either personally or by proxy or through video-link or through postal ballot or e-voting in respect of such share as if he were solely entitled thereto; and if more than one of such joint-holders be present at any meeting the vote of the senior who tenders a vote, whether in person or by proxy or through video-link or through postal ballot or e-voting shall be accepted to the exclusion of the votes of the other joint-holders; and for this purpose seniority shall be determined by the order in which the names stand in the register. Several executors or administrators of a deceased member in whose name any share stands shall for the purposes of this Article be deemed joint-holders thereof.

On a poll, votes may be given either personally or Laws, provided that no body corporate shall vote by proxy as long as a resolution of its directors in accordance with the provisions of Section 138 is in force.

7.10. AUDIT COMMITTEE

The Board of Directors has set up an effective internal audit function managed by qualified and experienced personnel who are conversant with the policies and procedures of the Company and are involved in the internal audit function on a full-time basis. The committee's key responsibilities include Review of Financial Statements, Oversee Internal Controls & Risk Management, Supervise Internal Audit, Recommend External Auditors, Review Related-Party transactions, Ensure Regulatory Compliance.

The audit committee constituted in accordance with the Listed Companies (Code of Corporate Governance) Regulations, 2019, comprises of the following members where Abdul Rehman Warraich is the Chairman while the rest are members.

The Audit Committee comprises of the following members.

S No.	Name of the Member	Category
1	Abdul Rehman Warraich	Independent Director (Chair)
2	Muhemmed Shahid Zaman	Non-Executive Director
3	Jahanzeb Khan	Non-Executive Director

7.11. HUMAN RESOURCE AND REMUNERATION COMMITTEE

The Board of Directors has set up an effective Human Resources function managed by qualified and experienced personnel who are conversant with the policies & procedures of the Company and are involved in Human Resources function on a full-time basis. The committees' responsibilities include HR policies & succession planning, CEO evaluation & remuneration, CEO evaluation & remuneration, Organizational development oversight

The human resource and remuneration committee constituted in accordance with Listed Companies (Code of Corporate Governance) Regulations, 2019, comprises of the following members where Tafweez ul Wakeel is the Chairperson and the rest are members

The Human Resource Committee comprises of the following members.

S No.	Name of the Member	Category
1	Tafweez ul Vakeel	Independent Director (Chair)
2	Air Marshal (R) Aurangzeb Khan	CEO / Executive Director
3	Muhemmed Shahid Zaman	Non-Executive Director

7.12. BORROWING POWERS OF DIRECTORS

As per the Article 88, The Board may exercise all the powers of the Company to raise money, otherwise than by the Issue / Offer of shares, and to mortgage or charge its undertaking or property or any part thereof and to Issue / Offer debentures and other securities whether outright or as security for any obligation or liability or debt of the Company or of any third party.

Subject to the provisions of Section 183(2) of the Companies Act, in exercising the powers of the Company aforesaid the Board may, from time to time and on such terms and conditions as they think fit, raise money from banks, financial institutions and from other persons under any permitted system of financing, whether providing for payment of interest, mark-up, profit or some other form of return, and in particular the Board may raise money on the basis of

markup on price, musharaka, modaraba or any other permitted mode of financing, and without prejudice to the generality of the foregoing the Board may exercise all or any of the powers of the Company arising under Section 30 of the Companies Act, provided however that the above power of the Board shall not entitle the Company to carry on the business of a banking/finance/investment company.

In regard to the Issue / Offer of securities the Board may exercise all or any of the powers of the Company arising under Sections 30, 66, 183(2) and any other applicable provisions of the Companies Act and / or Applicable Laws, and in particular the Board may Issue / Offer any security as defined in Section 2(1)(61) of the Companies Act or may Issue / Offer any instrument or certificate representing redeemable capital as defined in Section 2(1)(55) of the Companies Act.

7.13. POWERS OF DIRECTORS

Pursuant to Article 86, the control of the Company shall be vested in the Board, and the business of the Company shall be managed by the Board, who may exercise all such powers of the Company as are not by the Act or any statutory modification thereof for the time being in force, or by these Articles, required to be exercised by the Company in general meeting, subject nevertheless to the provisions of the Act or to any regulations of these Articles, and such regulations being not inconsistent with the aforesaid regulations or provisions, as may be prescribed by the Company in general meeting but no regulation made by the Company in general meeting shall invalidate any prior act of the Directors which would have been valid if that regulation had not been made.

The Directors may delegate any of their powers to committees consisting of such member or members of their body as they think fit and may from time to time revoke such delegation; any committee so formed shall, in the exercise of the powers so delegated, conform to any restrictions that may be imposed on them by the Directors.

7.14. INDEMNITY AVAILABLE TO THE BOARD OF DIRECTORS AND OTHER EMPLOYEES OF THE COMPANY

Every Director, Chairperson, Chief Executive, manager, agent or officer of the Company shall be indemnified out of the funds of the Company against any liability incurred by such Director, Chairperson, Chief Executive, manager, agent or officer in defending any proceedings, whether civil or criminal, arising out of his dealings in relation to the affairs of the Company, except those brought by the Company against him, in which judgment is given in his favor or in which he is acquitted, or in connection with any application under Section 492 of the Act in which relief is granted to him by the court.

No Director, Chairperson, Chief Executive, Secretary, Attorney, agent, manager or other officer of the Company will be liable for the acts, receipts, neglects or for any loss or expenses happening to the Company through the insufficiency or deficiency of title to any property acquired by order of the Board, or other officer for or on behalf of the Company, or for the insufficiency or deficiency of any security in or upon which any of the moneys of the Company shall be invested, or for any loss or damage arising from the bankruptcy, insolvency or tortious acts of any person with whom any money, securities or effects shall be deposited, or for any loss occasioned by any error of judgment or oversight on his part, or for any other loss, damage or misfortune whatever, which may happen in the execution of the duties of his office or in relation thereto, unless the same happens through his own neglect, default or dishonesty.

7.15. CORPORATE GOVERNANCE

The Company shall comply with all the rules and regulations applicable to the Company with regards to the Listed Companies (Code of Corporate Governance) Regulations.

8. LEGAL PROCEEDINGS AND OVERDUE LOANS

8.1. LEGAL PROCEEDINGS

The Company affirms that there are no pending litigations, claims, or legal actions against the Company, its associated companies over which it has control, its sponsors, substantial shareholders, or directors as of 30th June, 2025.

8.2. ACTION TAKEN BY SECURITIES EXCHANGE

No action has been taken by the Exchange against the issuer or its associated companies over which the issuer has control during the last three years.

8.3. OVERDUE LOANS

There are no overdue loans (local or foreign currency) on the Company, its Directors, Sponsors and Promoters, Substantial Shareholders, and associated companies over which the issuer has control.

9. UNDERWRITING, ARRANGEMENT, COMMISSION, BROKERAGE AND OTHER EXPENSES

9.1. UNDERWRITING BOOK BUILDING PORTION

The Book Building Portion of the Issue / Offer which comprises 70% of the Issue / offer i.e. 37,171,645 shares.

The Book Building process shall be conducted through Eligible Participants, which include securities brokers, mutual funds, scheduled banks, and development finance institutions that are clearing members of NCCPL, in accordance with the PO Regulations, 2017.

Eligible Participants shall be responsible for registering bidders (where eligible), collecting margin money based on their own risk assessment criteria, and ensuring settlement of bid amounts with NCCPL in respect of accepted bids.

9.2. GENERAL PUBLIC PORTION

The General Public Portion of the Issue / Offer of 15,930,705 shares is fully underwritten as required under 7(3) of the Regulations. The underwriting & take-up commission is 1% each. The underwriters' detail is as follows:

S. No	Names of underwriter	Number of shares underwritten	Amount	
			Floor Price at PKR 12.0 /- per share	Ceiling Price PKR 18.0/- per share
1	Dawood Equities Limited	12,000,000	144,000,000	216,000,000
2	Topline Securities Limited	2,000,000	24,000,000	36,000,000
3	Growth Securities (Pvt.) Limited	1,930,705	23,168,460	34,752,690
	Total	15,930,705	191,168,460	286,752,690

9.3. BUY BACK / REPURCHASE AGREEMENT

UNDERWRITERS WILL NOT ENTER INTO ANY BUY BACK / RE-PURCHASE AGREEMENT WITH THE COMPANY OR ANY OTHER PERSON IN RESPECT OF THIS ISSUE / OFFER OF SHARES.

ALSO, NEITHER THE COMPANY NOR ANY OF ITS ASSOCIATES WILL ENTER INTO ANY BUY BACK / RE-PURCHASE AGREEMENT WITH UNDERWRITERS OR ITS ASSOCIATES.

9.4. FEES AND EXPENSES FOR E-IPO SYSTEMS

Commission on application received through the e-IPO Systems of PSX and CDC will be paid to PSX and CDC which shall not be more than 0.8% of the amount of the total applications. PSX and CDC will share the fee with other participants of the e-IPO System at a ratio agreed amongst them.

9.5. RATE OF BROKERAGE COMISSION

The Issuer will pay brokerage to the TRE Certificate Holder of PSX at the rate of 1.00% of the value of on successful applications in Book Building and General Public / Retail portion. No brokerage shall be payable in respect of shares taken up by the underwriter by virtue of their underwriting commitment.

9.6. ESTIMATED EXPENSES OF THE ISSUE / OFFER

Expenses to the Issue / Offer are estimated not to exceed PKR **30,639,800**. The break-up of these preliminary expenses is given below:

Particulars	Rate	Expense (PKR) at Floor Price
Advisory Fee & Book Building Management Fee	1.9%	12,107,336
E-IPO facility charges ⁵⁸	0.8%	1,529,348
Brokerage Commission	1.0%	6,372,282
Underwriting Commission	1.0%	2,867,527
PSX Initial Listing fee		670,442
PSX Book Building software charges		1,000,000
Transfer Agent and Balloting Agent		650,000
Transaction Legal Advisor		800,000
Printing, Publication and Advertisements in Newspapers and Urdu Translation of Prospectus / Offer for Sale Document		3,500,000
Marketing, Roadshows and other activities		
CDC Fresh Issue fee	0.144%	864,000
CDC Annual Eligibility Fee		800,000
SECP Supervisory fee		67,044
SECP IPO Application Processing fee		200,000
Miscellaneous Expenses		500,000
Total		30,639,800

⁵⁸ E-IPO Facility charges are calculated based on the assumption, if 30% of the general subscription portion is subscribed through E-IPO at floor price. The expense will increase if the strike price is higher than the floor price

10. MISCELLANEOUS INFORMATION**10.1. REGISTERED OFFICE AND CONTACT DETAILS OF WAHDAT**

Name	WAHDAT POULTRY FARM LIMITED
Address	Office 1-2, Shah Tower, E11/2, Islamabad, Pakistan.
Contact Person	Atif Shiraz
Designation	Chief Financial Officer
Telephone	051-2304992-93
Email Address	atif.shiraz@Wahdatfarms.com

10.2. BANKERS AND FINANCIAL INSTITUTIONS OF THE COMPANY

Sr. No	Name	Address	Contact no.	Email
1	ASKARI BANK LIMITED	JINNAH AVENUE BRANCH, ISLAMABAD 24-D, RASHEED PLAZA JINNAH AVENUE	+92-333-5217658	khawaja.nauman@askaribank.com.pk
2	BANK ALFALAH	F 10 MARKAZ BRANCH, ISLAMABAD	+92-331-5031762	wagar.haider@bankalfalah.com

10.3. AUDITORS OF THE COMPANY

Name	RSM Avais Hyder Liaquat Nauman Chartered Accountants
Address	Plot # 18-B-1, 1st Floor, Chohan Plaza, G-8 Markaz Islamabad, Pakistan.
Contact Person	Syed Naveed Abbas
Designation	Partner
Telephone	+92 (51) 2340490
Email Address	islamabad@rsm-pakistan.pk

10.4. LEGAL ADVISOR OF THE COMPANY

Name	Haris Javed & Partners
Address	Apartment No. FF-03, Block-1, PHE, E-Type, G-11/4
Contact Person	Haris Javed
Designation	Partner
Telephone	+92 51 2301466
Email Address	harisjaved@msn.com

10.5. TRANSACTION LEGAL COUNSEL

Name	Haidermota & Co. Barristers at law & Advocates
Address	Plot No 101, 4th Floor, Lane No 1, D.H.A. Phase 8 Zulfiqar & Al Murtaza Commercial Area Phase 8 Defence Housing Authority, Karachi, 75600
Contact Person	Zahra Abid
Designation	Partner
Telephone	+92 21 35879097
Email Address	zahra.abid@hmco.com.pk

10.6. COMPUTER BALLOTER & SHARE REGISTRAR

Name	CDC Share Registrar Services Limited
Address	CDC House, 99 - B, Block – B, S.M.C.H.S., Main Shakra-e-Faisal, Karachi.
Contact Person	Nadeem Javed Ashraf
Designation	Manager
Telephone	021-111-111-500 Ext. 3411
Email Address	nadeem_ashraf@cdcsrsl.com

10.7. LEAD MANAGER | CONSULTANT TO THE ISSUE

Name	Topline Securities Limited
Address	8 th floor, Horizon Tower, Plot# 2/6 Block 3, Clifton, Karachi, Pakistan
Contact Person	Zirar Khalid Khan
Designation	Senior Associate – Corporate Finance & Advisory
Telephone	021-35303347
Email Address	zirar.khalid@topline.com.pk

10.8. UNDERWRITERS

Name	Dawood Equities Limited
Address	17th floor A, I.I Chundrigar Rd, Saddar Karachi, Pakistan
Contact Person	Abdul Aziz Habib
Designation	Chief Executive Officer
Telephone	+92 21 32271881-3
Email Address	aziz@dawoodequities.com
Contact Person -2	Salman Yaqoob
Designation – 2	Chief Financial Officer
Telephone – 2	+92 21 32275200
Email Address - 2	Salman@dawoodequities.com

Name	Growth Securities Limited
Address	Room # 82 83, Second Floor, Pakistan Stock Exchange Building, Stock Exchange Road. Karachi, Pakistan
Contact Person	Muhammad Shahid
Designation	Chief Executive Officer
Email Address	investmentbanking@growthsecurities.com
Contact Person -2	Muhammad Iqbal
Designation – 2	Director
Telephone – 2	+92-21-32463000
Email Address - 2	iqbalkarim@growthsecurities.com.pk

Name	Topline Securities Limited
Address	8 th floor, Horizon Tower, Plot# 2/6 Block 3, Clifton, Karachi, Pakistan
Contact Person	Khalid Mehmood
Designation	Chief Financial Officer
Telephone	+92 21 35303330 Ext 145
Email Address	khalid.mehmood@topline.com.pk
Contact Person -2	Zirar Khalid Khan
Designation – 2	Senior Associate – Corporate Finance & Advisory
Telephone – 2	021-35303347
Email Address - 2	zirar.khalid@topline.com.pk

11. MATERIAL CONTRACTS

11.1. DETAILS OF LONG-TERM FINANCING FACILITY

Long Term Financing	December 30, 2025	June 30, 2025
	Amount	Amount
From related parties:		
Karandaaz Pakistan	38,036,399	41,079,311
From un-related parties:		
Diminishing musharakah 1 & II - OLP Modaraba	145,791,499	118,142,609
Diminishing musharakah – OLP Modaraba	2,220,939	2,706,558
Term Finance – Askari Bank	75,000,000	0
	223,012,438	120,849,167
Less: Current portion	(96,630,780)	(34,180,518)
Total	164,418,057	127,747,960

Source: Wahdat Audited Accounts

Long Term Financing	PKR Million	Interest Rate	Starting Date	Ending Date
Askari Bank				
Term Finance Facility – Fully Availed	75	3M + 2%	1-Jan-26	31-May-27
OLP Modaraba				
Total Long Term Financing Facility	150	6M + 4%		
- Diminishing Musharika	22.5		23-Dec-24	22-Dec-28
- Diminishing Musharika	32.5		15-Jan-25	15-Jan-29
- Diminishing Musharika	25.3		16-Jun-25	16-Jun-29
- Diminishing Musharika	36		06-Nov-25	06-Nov-29
- Diminishing Musharika	17.5		26-Dec-25	24-Dec-29
- Unavailed amount	16.2		4 years from the date of disbursement	

11.2. DETAILS OF SHORT-TERM FINANCING FACILITY

Short Term Financing	PKR Million	Interest Rate	Starting Date	Ending Date
Askari Bank				
Running Finance (RF)	110	3M + 2%	3-Dec-25	31-March-26
Finance against Trust Receipt (LCY)	50	3M + 2%	3-Dec-25	31-March-26
Cash Finance (CF)	375	3M + 2%	3-Dec-25	31-March-26

Finance against Foreign Bills (FAFB)	15	3M + 2%	3-Dec-25	31-March-26
National Bank Pakistan (NBP)				
Running Finance (RF)	75	3M + 1.75%	13-Oct-25	30-Sep-26
FAPC	33	3M + 3.25%	13-Oct-25	30-Sep-26
Agri Finance Production	50	3M + 1.75%	28-Apr-23	28-Apr-26

11.3. DETAILS OF UNDERWRITING AGREEMENTS:

S. No	Names of underwriter	Number of shares underwritten	Amount	
			Floor Price at PKR 12.0 /- per share	Ceiling Price PKR 18.0/- per share
1	Dawood Equities Limited	12,000,000	144,000,000	216,000,000
2	Topline Securities Limited	2,000,000	24,000,000	36,000,000
3	Growth Securities (Pvt.) Limited	1,930,705	23,168,460	34,752,690
	Total	15,930,705	191,168,460	286,752,690

- Underwriting Commission: 1.00%
- Take-up Commission: 1.00%

11.4. DETAILS OF RELATED PARTY AGREEMENTS

Sr. No.	Title of Agreement	Party to Agreement	Date of Contract	Particular
N/A	N/A	N/A	N/A	N/A

Source: Company Management

11.5. DETAILS OF OTHER MATERIAL CONTRACTS

Customer Agreements				
Sr. No.	Title of Agreement	Party to Agreement	Date of Contract	Particular
1	Services and Supply of Goods Partnership Agreement	MAF Hypermarkets Pakistan (Private) Limited	September 23, 2025	Supply of Eggs
2	Memorandum of Understanding	Imtiaz Group SMC (Private) Limited	January 01, 2025	Supply of Eggs

Source: Company Management

Insurance Agreements				
Sr. No.	Title of Agreement	Party to Agreement	Date of Contract	Particular
1	Fire Insurance	Askari General Insurance Company Limited	January 08, 2026	Insurance Agreement
2	Fire Insurance	East West Insurance Co. Ltd	August 19, 2025	Insurance Agreement
3	Fire Insurance	The United Insurance Co.	January 01, 2026	Insurance Agreement
4	Vehicle Insurance	Askari Window Takaful	December 17, 2025	Insurance Agreement

Lease Agreements						
Sr. No.	Title of Agreement	Party to Agreement	Date of Contract	Rent (PKR)	Agreement	Particular
1	Lease Agreement	Mr. Waseem Azam	July 05, 2023	78,249	27 Marla	Rent agreement of Islamabad Warehouse
2	Agreement of Tenancy	Ms. Shama Aslam	June 27, 2025	146,000	400 Sq. Yard	Rent agreement of Karachi Warehouse

Vendor Agreements				
Sr. No.	Title of Agreement	Party to Agreement	Date of Contract	Particular
1	Maize Supply Agreement	Mr. Asif Mughal (Sole proprietor)	July 01, 2025	Supply of Maize
2	Packaging Supplies	Katzee, Pakistan	July 01, 2025	Supply of Packaging
3	Maize Supply Agreement	Sadaat Traders (Sole proprietor)	July 01, 2025	Supply of Maize

11.6. INSPECTION OF DOCUMENTS AND CONTRACTS

Copies of the Memorandum and Articles of Association, the Audited Financial Statements, the Auditor's Certificates, Information Memorandum and copies of the agreements referred to in this Prospectus / Offer for Sale Document may be inspected during usual business hours on any working day at the registered office of the Company from the date of publication of this Prospectus / Offer for Sale Document until the closing of the subscription list.

11.7. MEMORANDUM OF ASSOCIATION

The Memorandum of Association, inter alia, contains the objects for which the Company was incorporated and the business which the Company is authorized to undertake. A copy of the Memorandum of Association is annexed to this Prospectus / Offer for Sale Document and with every Issue / Offer of the Prospectus / Offer for Sale Document except the one that is released in newspapers as advertisement.

11.8. FINANCIAL YEAR OF THE COMPANY

The financial year of the Company commences on July 1 and ends on June 30.

12. BOOK BUILDING PROCEDURE/INSTRUCTIONS FOR REGISTRATION AND BIDDING

12.1. BOOK BUILDING PROCEDURE

1) BRIEF STRUCTURE OF THE PRESENT ISSUE / OFFER

The Issue / Offer comprises 53,102,350 shares of Face Value of PKR 2.00/- each, which constitutes 15.84% of the post-IPO Paid Up Capital of the Company. The IPO would be conducted through book building method and the strike price would be determined based on the same.

Of the entire Issue / Offer of 53,102,350 shares, seventy percent (70%) of the Issue / Offer i.e. 37,171,645 shares will be issued through the Book Building process at a Floor Price of PKR 12.00/- per share with a maximum price band of 50%.

The bidders shall be allowed to place bids for seventy percent (70%) of the Issue / Offer size and the Strike Price shall be the price at which the seventy percent (70%) of the Issue / Offer is subscribed. The remaining 30% of the Issue / Offer i.e. 15,930,705 shares will be issued to retail investors. The retail portion will be fully underwritten, with Dawood Equities Limited, Topline Securities Limited and Growth Securities (Pvt.) Limited acting as the underwriter to the Issue / Offer.

Unsubscribed shares, if any, of the retail (General Subscription) portion will be taken up by the underwriter to the Issue / Offer.

Within one (1) working day of the closing of the Bidding Period, a Supplement to the Prospectus / Offer for Sale Document will be published in at least all those newspapers in which the Prospectus / Offer for Sale Document is published. The Supplement will contain information related to the Strike Price, the Issue / Offer Price, names of the underwriters of the retail portion, underwriting commission bifurcating as take up commission or any other, dates of the Public Subscription, and category wise break-up of the Successful Bidders. Format of the Supplement is given on page 3 of this Prospectus / Offer for Sale Document.

2) TYPES OF BIDS AND PROCEDURE FOR MAKING A BID

Book Building is a process whereby investors bid for a specific number of shares at various prices. The Issuers / Offerors set a Floor Price, which is the minimum / lowest price a Bidder can bid at. An order book of bids is maintained by the Designated Institution, which is then used to determine the Strike Price through the “**Dutch Auction Method**”.

Under the Dutch Auction Method, the Strike Price is determined by lowering the Bid Price to the extent that the total number of shares issued / offered through the Book Building process are subscribed.

A bid by a Bidder can be a “**Limit Bid**”, or a “**Step Bid**”, each of which are explained below:

Limit Bid: Limit bid is at the Limit Price, which is the maximum price a Bidder is willing to pay for a specified number of shares.

In such a case, a Bidder explicitly states a price at which he / she / it is willing to subscribe to a specific number of shares. For instance, a Bidder may bid for 1 Mn shares at PKR 12/- per share, based on which the total Application Money would amount to PKR 12 Mn. In this case the Bid Amount will be also be PKR 12 Mn. Since the Bidder has placed a Limit Bid of PKR 12/- per share, this indicates that he / she / it is willing to subscribe the shares at a price up to PKR 12/- per share.

A Bid by a Bidder can be a “**Limit Bid**”, or a “**Step Bid**”, each of which are explained below:

Limit Bid: Limit Bid is at the Limit Price, which is the maximum price a Bidder is willing to pay for a specified number of shares.

Step Bid: A series of Limit Bids at increasing prices. The amount of any individual step shall not be less than PKR. 2,000,000.

Under this bidding strategy, Bidders place a number of Limit Bids at different increasing price levels. A Bidder may, for instance, make a bid for 5 Mn shares at PKR 13 per share, 3 Mn shares at PKR 14 per share and 2 Mn shares at PKR 15 per share. Therefore, in essence the Bidder has placed one Step Bid comprising of three Limit Bids at increasing prices. The Application Money would amount to PKR 137 Mn, which is the sum of the products of the number of shares Bid for and the Bid price of each Limit Bid. In such a case, Eligible Participant shall collect advance/margin money against bids based on their own risk assessment criteria and shall be responsible to NCCPL for providing payments in lieu of accepted bids for their proprietary and investor accounts.

RESTRICTIONS:

(i) AN ELIGIBLE INVESTOR SHALL NOT:

- (a) MAKE BID BELOW THE FLOOR PRICE AND ABOVE THE UPPER LIMIT OF THE PRICE BAND;**
- (b) MAKE BID FOR MORE THAN 10% OF THE SHARES ALLOCATED UNDER THE BOOK BUILDING PORTION**
- (c) MAKE A BID WITH A PRICE VARIATION OF MORE THAN 10% OF THE PREVAILING INDICATIVE STRIKE PRICE AS PER REGULATION 10(2)(iii) OF THE PO REGULATIONS**
- (d) PLACE CONSOLIDATED BID**
- (e) MAKE MORE THAN ONE BID SEVERALLY OR JOINTLY**
- (f) MAKE DOWNWARD REVISION BOTH IN TERMS OF BID PRICE AND BID VOLUME; PROVIDED THAT INCASE OF UPWARD REVISION OF THE BID PRICE, THE NUMBER OF SHARES BID FOR I.E. BID VOLUME MAY BE ADJUSTED ENSURING THAT THE BID AMOUNT OR BID MONEY REMAINS THE SAME; AND**
- (g) WITHDRAW BID**

(ii) IT IS THE RESPONSIBILITY OF THE CTI TO ENSURE IMPLEMENTATION OF THE FOLLOWING RESTRICTIONS BY INCORPORATING RELEVANT UINS / CUINS IN THE PSX BOOK BUILDING SYSTEM

- (a) THE ASSOCIATES OF THE WAHDAT AS DISCLOSED IN THE PROSPECTUS / OFFER FOR SALE DOCUMENT SHALL NOT IN AGGREGATE MAKE BIDS IN EXCESS OF TEN PERCENT OF THE SECURITIES ISSUED / OFFERED THROUGH BOOK BUILDING.**
- (b) THE ASSOCIATES OF THE CONSULTANT TO THE ISSUE / OFFER SHALL NOT IN AGGREGATE MAKE BIDS IN EXCESS OF TEN PERCENT OF THE SECURITIES ISSUED / OFFERED THROUGH BOOK BUILDING.**

Provided that it shall not apply to such associates of the Consultant to the Issue / Offer that are Financial Institutions, Mutual Funds and Insurance Companies.

- (iii) RELATED EMPLOYEES (I.E. EMPLOYEES OF THE COMPANY, THE UNDERWRITERS, AND THE CONSULTANTS TO THE ISSUE / OFFER, WHO ARE INVOLVED IN THE ISSUE / OFFER FOR SALE) ARE NOT ELIGIBLE TO PARTICIPATE IN THE BIDDING.**
- (iv) NO PERSON SHALL TAKE PART IN THE BOOK BUILDING PROCESS, DIRECTLY OR INDIRECTLY SEVERALLY OR JOINTLY IN ANY MANNER OR ENGAGE IN ANY ACT OR PRACTICE WHICH CREATE A FALSE AND MISLEADING APPEARANCE OF ACTIVE BIDDING FOR RAISING OR DEPRESSING STRIKE PRICE IN THE BOOK BUILDING PROCESS.**
- (v) AS PER REGULATION 7(8) OF THE PO REGULATION, THE ASSOCIATES OF COMPANY AS DISCLOSED IN THE PROSPECTUS / OFFER FOR SALE DOCUMENT SHALL NOT IN AGGREGATE MAKE BIDS IN EXCESS OF TEN (10) PER CENT OF THE SHARES ISSUED / OFFERED THROUGH BOOK BUILDING.**

(vi) AS PER REGULATION 7(9) OF THE PO REGULATIONS, THE ASSOCIATES OF THE CONSULTANT TO THE ISSUE / OFFER TO THE ISSUE / OFFER SHALL NOT IN AGGREGATE MAKE BIDS IN EXCESS OF TEN (10) PERCENT OF THE SHARES ISSUED / OFFERED THROUGH BOOK BUILDING. PROVIDED THAT IT SHALL NOT APPLY TO SUCH ASSOCIATES OF THE CONSULTANT TO THE ISSUE / OFFER THAT ARE FINANCIAL INSTITUTIONS, MUTUAL FUNDS AND INSURANCE COMPANIES.

12.2. LIST OF ASSOCIATED COMPANIES AND UNDERTAKINGS OF COMPANY, NAMES OF RELATED EMPLOYEES OF COMPANY, CONSULTANT AND UNDERWRITER(S) TO THE ISSUE / OFFER ARE PROVIDED IN SECTION 3A (VI).

Once the Bidding Period has lapsed and the book has been built, the, Strike Price shall be determined on the basis of Dutch Auction Method.

Successful Bidders shall be intimated, within one (1) working day of the closing of the Bidding Period, about the Strike Price and the number of shares provisionally allotted to each of them. Upon conclusion of Book Building and determination of successful bidders, NCCPL will commence its pay and collect process one working day after the close of the bidding period, by debiting the settling bank accounts of Eligible Participants. If there is any shortfall in payments due to failure to meet commitments, NCCPL will initiate its shortfall management process as per the Joint Procedures. In the event of unsuccessful bids, NCCPL will release the advance amount/margin money of Eligible Participants one working day after the close of the bidding period within banking hours.

12.3. AS PER PO REGULATIONS, THE SUCCESSFUL BIDDERS SHALL BE ISSUED / OFFERED SHARES AT THE TIME OF ISSUANCE OF SHARES TO THE RETAIL INVESTORS. SHARES TO SUCCESSFUL BIDDERS SHALL BE ISSUED / OFFERED ONLY IN THE FORM OF BOOK-ENTRY THROUGH CREDIT IN THEIR RESPECTIVE CDS ACCOUNTS (INVESTORS ACCOUNT OR SUB-ACCOUNT). ALL THE BIDDERS SHALL, THEREFORE, PROVIDE NUMBER OF THEIR CDS ACCOUNTS.

The Bidders must provide the bank account details in their Bidding form, so that cash dividend can be credited into their respective International Bank Account Number (IBAN).

12.4. TIME FRAME FOR INTIMATION TO THE SUCCESSFUL BIDDERS AND MECHANISM FOR PAYMENT OF THE BALANCE AMOUNT BY THE SUCCESSFUL BIDDERS

At the end of bidding period, successful bidders and their Eligible Participants shall be notified by the Book Building System via their registered email that their bids are accepted and such bidders are required to arrange settlement with NCCPL at B+1 within designated time specified in the Joint Procedures.

Upon conclusion of Book Building and determination of successful bidders, NCCPL will commence its pay and collect process at B+1 by debiting the settling bank accounts of Eligible Participants. If there is any shortfall in payments due to failure to meet commitments, NCCPL will initiate its shortfall management process as per the Joint Procedures

In the event of unsuccessful bids, NCCPL will release the advance amount/margin money of Eligible Participants at B+1 within banking hours.

The funds in lieu of accepted bids will be credited to the Issuer’s / Offeror’s bank account(s) by NCCPL after the end of public subscription period, credit of securities to the successful investors and issuance of NOC by the Securities Exchange.

12.5. NCSS DESIGNATED TIME SCHEDULE FOR BOOK BUILDING

Activity ¹⁶		Start Time	End Time
Monday to Friday	Advance/ Collection of Margin Money against bid amount from bidders one day before the start of bidding (B-1)	9:00 AM	16:30 PM
	Increase in the bid amount during bidding period subject to deposit of additional margin money by existing bidder	9:00 AM	16:30 PM
	Margin collection during the bidding period for the registration	9:00 AM	16:30 PM

¹⁶ <https://www.psx.com.pk/psx/themes/psx/uploads/Notice-Joint-Proceedures-for-Book-Building.pdf>

	of new bidders		
	Final collection from bank account of successful bidders (B+1)	9:00 AM	12:00 PM
	Refund/ Release the advance amount/margin money of Eligible Participants against unsuccessful bids (B+1)	9:00 AM	12:00 PM

11.1.2. ELIGIBLE PARTICIPANT(S) FOR BOOK BUILDING:

All Eligible Participants including securities brokers, mutual funds, scheduled banks, and development finance institutions that are clearing members of NCCPL.

12.6. FUNCTIONS OF THE ELIGIBLE PARTICIPANT AS PER PSX AND NCCPL JOINT PROCEDURES FOR BOOK BUILDING:

- i. Eligible Participants shall establish bidding accounts in the PSX Book Building System for proprietary participation.
- ii. Eligible participants shall register bidders and create accounts for the bidders to participate in the bidding.
- iii. Eligible Participants that are Banks, Mutual Funds and DFIs can only create bidding account for proprietary participation and cannot on board/register bidders or create bidding account of the bidders for participation in the bidding. A bank and DFI may however onboard/register bidders only in case such bank or DFI is acting as CTI in the public offering transaction. For Trading Only Broker and their clients, the user bidding account must be created through the Professional Clearing Member, PCM (EClear Services Limited).
- iv. Eligible Participant shall collect advance amount/margin money against bids from the bidders.

12.7. NAME OF THE DESIGNATED INSTITUTION AND ITS ROLES AND RESPONSIBILITIES:

PSX being the Designated Institution, shall ensure that Book Building System shall smoothly perform following functions:

- I. record name, Unique Identification Number (UIN), National Tax Number (NTN), postal and email addresses, land line and cell numbers, bank account Number and branch address and Investor Account Number or Sub-Account Number of the bidder with participant account number;
- II. provide a mechanism for registration of the bidders before commencement of the bidding period till 03:00 p.m. on the last day of the Bidding Period and require the investors to provide at least such information as mentioned in para (i) above;
- III. generate bidders’ Internet Protocol (IPs) address and keep record of all IP addresses from where the bids are placed;
- IV. record the number of shares bid for, the Bid Price, type of the bid i.e. Limits Bid or Step Bid, date and time of the entry of the bid;
- V. display the bids revised, and date and time of upward revision;
- VI. neither allow withdrawal of bid, nor accept the bids placed at a Bid Price that is below the Floor Price or above the upper limit of the Price Band;
- VII. display live the total number of shares Issued / offered for sale, the Floor Price, Price Band, total number of bids received, total number of shares bid for and indicative Strike Price;
- VIII. build an order book showing demand for the shares at various price levels in a descending order along with the accumulated number of shares bid for and percentage of total shares Issued / offered under the Book Building Portion;
- IX. discover the strike price at the close of the Bidding Period;

- X. generate alerts for the Bidders via Short Message Service through cell phones and emails upon entry of the bid, at the time of upward revision of the bid, and upon discovery of the strike price; and
- XI. ensure that system must provide the bidders the option to revise their bids during the period permitted under these Regulations;

The Designated Institution shall ensure that:

- identity of the bidder is not displayed; and
- no bid is entered into the System after closing of the Bidding Period.

12.8. ROLES AND RESPONSIBILITIES OF COMPANY:

Company shall ensure that:

1. The Company, its Sponsors, promoters, substantial Shareholders, directors and associates shall have no over dues or defaults, irrespective of the amount., appearing in the report obtained from the credit information bureau;
2. The Company or its directors, Sponsors or substantial Shareholders should not have held the office of the directors, or have not been Sponsors or substantial Shareholders in any company:
 - I. which had been declared defaulter by the securities exchange or futures exchange; or
 - II. whose TRE certificate has been cancelled or forfeited by the securities exchange; or
 - III. which has been de-listed by the securities exchange due to non-compliance of its regulations.
3. The Consultant to the Issue / Offer, Underwriter, Balloter and Unit Registrar to the Issue / Offer, are appointed through separate agreements in writing.
4. It has submitted through its Consultant to the Issue / Offer, an application along with draft Prospectus / Offer for Sale Document for listing of its securities to the PSX.

12.9. OPENING AND CLOSING OF THE REGISTRATION PERIOD

The Registration period shall be for **Five (5) working days** as under:

REGISTRATION PERIOD	
April 15, 2026	9:00am to 5:00pm
April 16, 2026	9:00am to 5:00pm
April 17, 2026	9:00am to 5:00pm
April 20, 2026	9:00am to 5:00pm
April 21, 2026	9:00am to 3:00pm

12.10. OPENING AND CLOSING OF THE BIDDING PERIOD

The Bidding Period shall be for **Two (2) working days** as under:

BIDDING PROCESS STARTS ON	April 20, 2026
BIDDING PROCESS ENDS ON	April 21, 2026

12.11. ELIGIBILITY TO PARTICIPATE IN BIDDING

Eligible Investors who can place their bids in the Book Building process include local and foreign Individual and Institutional Investors whose Bid Amount is not less than PKR 2,000,000/- (PKR Two Million only).

12.12. INFORMATION FOR BIDDERS

1. The Prospectus / Offer for Sale Document for Issue / Offer of shares has been approved by PSX and SECP.
2. The Prospectus / Offer for Sale Document can be obtained from the Registered Office of Wahdat, Topline Securities Limited. Prospectus / Offer For Sale Document can also be downloaded from the following websites of the Consultant to the Issue / Offer, PSX and the Company i.e. <https://www.topline.com.pk>, <http://www.psx.com.pk> and <https://Wahdatpoultryfarm.com/>
3. Eligible Investors who are interested to participate in bidding for subscribing the Shares of the Company should approach the Eligible Participants for registration for submitting their Bids.
4. Registered investors can place and revise their bids upwards by accessing the designated institutions online portal for book building by using the user id and password communicated to them via email by PSX.

12.13. PROCEDURE FOR REGISTRATION

1. All Eligible Participants shall be required to get registered with the Designated Institution i.e. PSX.
2. For registration purposes, each Eligible Participant shall submit an Expression of Interest for participation in the Book Building.
3. In order to commence registration, PSX shall Issue / Offer a public notice regarding the book building at least three (3) working days before the bidding period (B-3). The notice shall cover the Name of the Company, Issue / Offer size, Floor Price, Price Band, Registration Dates, Bidding Dates along with the salient features of the Issue / Offer.
4. Eligible Participant shall be required to register itself with the NCCPL. In order to register, Eligible Participant shall submit an interest to the NCCPL for participation in the book building being conducted by the Book Building System of PSX. Registration would be a one-time process and would not be required before each new book building transaction.
5. Upon registration, PSX will configure its Book Building System by creating Eligible Participant. Once the Eligible Participant is created, credentials such as participant ID, PIN and password will be transmitted by the Book Building System to the authorized person of Eligible Participants at their registered email addresses and designated mobile numbers.
6. The Designated Institution and NCCPL shall jointly develop and notify the detailed procedures covering the operational and procedural requirements for Book Building, after obtaining prior approval from the Commission.
7. Company shall publish the Prospectus / Offer for Sale Document at least one (1) day prior to the commencement of bidder registration.
8. The bidding process shall be conducted electronically through the Book Building System in a fair, efficient, and transparent manner.
9. The registration of bidders by the Eligible Participants shall commence at least three (3) working days prior to the start of the bidding period and shall remain open until 3:00 p.m. on the last day of the bidding period.
10. The bidding period shall remain open for at least two (2) working days.
11. The bidding shall commence from 09:00 a.m. and close at 05:00 p.m. during the Bidding Period.
12. The bidders can revise the bids till 05:00 p.m. on the last day of the Bidding Period.
13. The Eligible Participant shall register bidders, including both individual and institutional investors, and create user bidding accounts for them. The Eligible Participant may also create bidding accounts for proprietary participation.

14. The creation of a user bidding account shall require minimum information such as the bidder's name, bid amount, UIN/CNIC, incorporation number or CUIN (where applicable), contact details, CDC sub-account or investor account number, and IBAN. An IPO Facilitation Account may be used if the bidder does not have a CDC sub-account or investor account. All such details shall be captured by the Eligible Participant at the time of registration.
15. Bidders can opt for disclosed or undisclosed bidding at the time of registration. In the case of disclosed bidding, bids shall be placed by the Eligible Participant, and in the case of undisclosed bidding, bids shall be placed directly by the bidder.

Explanation:

- In the case of disclosed bidding, the bidder shall convey the bid amount and bid price (profit rate/spread) to the Eligible Participant for entry into the Book Building System.
 - In the case of undisclosed bidding, the bidder shall enter the bid amount and bid price (profit rate/spread) directly into the Book Building System.
16. In case of disclosed bidding, the bidder at the time of registration, shall authorize the Eligible Participant for placing bid on his behalf.
 17. In case of undisclosed bidding, for creating user bidding account for bidders, the Eligible Participant shall use the bidder details (email, name, phone number etc.). Book Building System will share the User ID, PIN and password directly with the bidder via registered email and mobile number.
 18. Once the user is created and confirmed by the Eligible Participant, bidder shall receive system generated credentials for participation in the bidding process.
 19. At the end of the bidding period, successful bidders and their Eligible Participants shall be notified by the Book Building System via registered email that their bids have been accepted. Such bidders shall arrange settlement with NCCPL at B+1 within the time specified in the Joint Procedures.
 20. Upon conclusion of the Book Building process and determination of successful bidders, NCCPL shall commence its pay and collect process at B+1 by debiting the settling bank accounts of the Eligible Participants. In the event of any shortfall in payments due to failure to meet commitments, NCCPL shall initiate its shortfall management process in accordance with the Joint Procedures.
 21. In the event of unsuccessful bids, NCCPL will release the advance amount/margin money of Eligible Participants at B+1 within banking hours.
 22. The funds in lieu of accepted bids will be credited to the Issuer's / Offeror's bank account(s) by NCCPL after the end of the public subscription period, credit of securities to the successful investors, and issuance of NOC by the Securities Exchange.
 23. The Book Building process shall be deemed cancelled if the Issuers / Offerors fails to receive bids for the total number of shares allocated under the Book Building Portion or if the total number of bids received is less than forty (40). In such an event, the Consultant to the Issue / Offer shall immediately notify the Commission and the Securities Exchange accordingly

12.14. PROCEDURE FOR BIDDING

The following procedure shall be followed for bidding:

1. Bids can be placed as 'Limit Bid' or a 'Step Bid'

Provided that the minimum size of a limit bid and that of any step, in case of a Step Bid, shall not be less than two million rupees.

2. Company shall publish the Prospectus / Offer for Sale Document at least one (1) day before the commencement of

- registration of bidders by the Eligible Participants and issuance of public notice by the Designated Institution relating to announcement of book building.
3. The bidding shall commence from 09:00 a.m. and close at 05:00 p.m. during the Bidding Period.
 4. PSX shall display live throughout the bidding period an order book in descending order for equity securities and discounted debt securities, and in ascending order for debt instruments quoted on a yield basis showing demand for securities at various prices/yields and the accumulated number of securities bids for along with percentage of the total securities Issued / offered. The order book shall also display the revised bids, which shall be accessible only through the PSX website.
 5. The Designated Institution Shall Issue / Offer a public notice regarding the Book Building process at least three (3) working days before the commencement of the Bidding Period (B-3). The notice shall include, among other details, the name of the Company, Issue / Offer size, floor price, bidding dates, and salient features of the Issue / Offer.
 6. At the time of registration, bidders shall authorize the Eligible Participant to place the bid on their behalf in the case of disclosed bidding.
 7. Eligible Participants shall collect the margin money from the bidders and deposit the same with the NCCPL.
 8. Individual and institutional investors shall pay 100% of the bid amount as margin money to the Eligible Participant; provided that the Eligible Participant may accept a lower margin from bidders based on its own risk assessment.
 9. In the case of undisclosed bidding, for creating user bidding accounts, the Eligible Participants shall use the bidder's details such as name, email address, and phone number. The Book Building System shall share the User ID, URL for the bid screen, PIN, and password directly with the bidder through their registered email and mobile number.
 10. Once a user is created and confirmed by the Eligible Participant, the credentials for participation in the bidding process shall be forwarded by the Book Building System to the user — i.e., the investor in the case of undisclosed bidding or their Eligible Participant in the case of disclosed bidding — via their registered email and mobile number.
 11. Eligible Participants may limit the amount of bidding by their bidders, depending on the margin money received and their own risk assessment criteria
 12. In the event of a Trading Only Broker and their clients, the user bidding account must be created through a Professional Clearing Member (PCM).
 13. Eligible Participant shall deposit the advance amount/margin money or standing instruction or irrevocable undertaking from the trustee, where applicable with the NCCPL by 5:00 p.m., one working day before the start of the bidding period. (B-1) Provided that during the bidding period, the Eligible Participants and their clients/investors/bidders can increase the bid amount subject to deposit of additional margin money, if required, with the NCCPL.
 14. Based on the information shared by NCCPL, PSX will mark the Eligible Participants who have submitted advance amount/margin money for the bidding purposes.
 15. NCCPL shall communicate the confirmation of advance/margin money received against the bids of Eligible Participants to the Designated Institution in accordance with the Joint Procedures.
 16. Based on the information shared by the NCCPL, the Designated Institution (PSX) shall activate the Eligible Participants who have submitted advance/margin money for bidding purposes
 17. NCCPL shall continue to share real-time information with PSX regarding margin money deposited by Eligible Participants during the bidding period, including new bidder registrations or increases in bid amounts, in line with the Joint Procedures.
 18. Eligible Participants may bid on behalf of their clients in the case of disclosed bids, whereas users may bid anonymously using their provided credentials during the bidding period, within the maximum participation amount assigned.

19. The Book Building System shall ensure that all bids are submitted within the assigned limits, based on the advance/margin money confirmed by the NCCPL and the resultant maximum participation amount.
20. The eligible participants and their clients/investors/bidders can increase the bid amount subject to deposit of additional margin money, if required with the NCCPL, until 4:30 pm on the last day of the bidding period, as specified in the Designated Time Schedule (DTS) – Annexure A of the Joint Procedures.
21. Bidders may revise their bids upward until 5:00 p.m. on the last day of the bidding period
22. At the close of the bidding period, the Strike Price shall be determined by the Book Building System on the basis of the Dutch Auction Method.
23. At the end of bidding period, successful bidders and their eligible participants shall be notified by the Bidding System via their registered email that their bids have been accepted and such bidders are required to arrange settlement with NCCPL by 12:00 pm, one working day after the end of the bidding period (B+1), as specified in the Designated Time Schedule (DTS) – Annexure A of the Joint Procedures.
24. After the allocation process run by PSX, NCCPL will commence its pay and collect process at B+1 by debiting the settling bank accounts of eligible participants.
25. In the event of unsuccessful bids, NCCPL will release the advance amount/margin money of eligible participants at B+1 within banking hours. If there is any shortfall in payments due to failure to meet commitments, NCCPL will initiate its Shortfall Management Process.
26. The funds in lieu of accepted bids will be credited to the Issuer's / Offeror's bank account by NCCPL after the end of public subscription, credit of securities to the successful investors and issuance of NOC by the PSX.
27. Bidders who have submitted bids at prices above the Strike Price shall be allotted shares at the Strike Price.
28. In cases where the bids received are sufficient to cover the total number of shares Issued / offered under the Book Building Portion, the allotment shall be made based on highest bid priority — that is, bids made at the highest price shall be considered first for share allocation.
29. If all bids above the Strike Price are accommodated and shares are still available for allotment, the remaining shares shall be allotted on a proportionate basis among the bids made at the Strike Price
30. Bidders who have made bids below the Strike Price shall not qualify for allotment of shares.

12.15. MARGIN REQUIREMENTS FOR ELIGIBLE PARTICIPANT

The margin requirements for Eligible Participants shall be as under:

- i. Securities Brokers shall be allowed to participate with 100% margin money. Securities Brokers shall collect margin money against bid amount from the investors / clients / bidders based on their own risk assessment criteria.
- ii. Individual investors and institutional investors shall pay 100% of bid amount as margin money to the Eligible Participant, provided that Eligible Participant may accept a lower margin from the bidders based on its own risk assessment.
- iii. A bank or DFI shall be allowed to onboard/register bidders and create bidding account of the bidders for participation in the bidding, only in such case where bank or DFI is acting as Consultant to the Issue / Offer (CTI) in the public offering transaction. In such case individual investors and institutional investors shall pay 100% of bid amount as margin money to the Eligible Participant, provided that Eligible Participant may accept a lower margin from the bidders based on its own risk assessment.

- iv. The Eligible Participant such as, Banks, DFIs and Mutual Funds shall be allowed to participate in the bidding process with 0% margin money for proprietary trades only.

For participation with 0% margin money for proprietary trades:

- a) Banks and DFIs shall provide standing instruction to the NCCPL to directly debit the bank account in case of default, as per the format prescribed by the NCCPL.
 - b) Mutual Funds shall provide Irrevocable Undertaking from the Trustee, as per the format prescribed by the NCCPL.
 - c) If the Bank fails to discharge its obligation on time in accordance with the applicable laws, rules and regulations, NCCPL shall be authorized to debit the settlement account of the Bank (maintained with SBP) with the settlement amount against accepted bids of the Bank.
 - d) The Mutual Fund through its Trustee unconditionally and irrevocably indemnifies through Irrevocable Undertaking any failure of the Fund to settle any bids for the auction which was submitted and subsequently accepted in accordance with the applicable laws, rules and regulations.
- v. Eligible Participants shall be responsible to NCCPL for providing payments in lieu of accepted bids for their proprietary and investor/client accounts.

12.16. PAYMENT FOR BOOK BUILDING PORTION PAYMENT PROCEDURE

The payment procedures for a Limit Bid or a Step Bid are explained below:

PAYMENT FOR LIMIT BID

If investors are placing their bids as a Limit Bid, then they shall deposit the Margin Money based on the number of shares they are bidding for at their stated bid price.

For instance, if an investor is applying for 1 Mn shares at a price of PKR 13.0/- per share, then the total Application Money would amount to PKR 13.0 Mn. In such a case, Eligible Participant shall collect advance/margin money against bids based on their own risk assessment criteria and shall be responsible to NCCPL for providing payments in lieu of accepted bids for their proprietary and investor accounts.

PAYMENT FOR STEP BID

If an investor is placing a Step Bid which is a series of Limit Bids at increasing prices, then he/she/it shall deposit the Margin Money / bid money based on the total number of shares he/she/it is bidding for at his/her/its stated bid prices. For instance, if the investor bids for 5 Mn shares at PKR 13.0/- per share, 3 Mn shares at PKR 14.0/- per share and 2 Mn shares at PKR 15.0/- per share, then in essence the investor has placed one Step Bid comprising three limit bids at increasing prices. The Application Money would amount to PKR 137 Mn, which is the sum of the products of the number of units bid for and the bid price of each limit bid. In such a case, Eligible Participant shall collect advance/margin money against bids based on their own risk assessment criteria and shall be responsible to NCCPL for providing payments in lieu of accepted bids for their proprietary and investor accounts.

ADDITIONAL PAYMENT / MARGIN MONEY

The eligible participants and their clients/investors/bidders can increase the Bid amount subject to deposit of additional margin money, it required with the NCCPL as per designated Time Schedule (DTS) attached as Annexure -A of on the last day of the bidding period.

12.17. PROCEDURE FOR PAYMENT OF MARGIN MONEY BY FOREIGN INVESTOR

Companies are permitted under paragraph 6 (with specific reference to sub para (B) (I)) of Chapter 20 of the State Bank of Pakistan's ("SBP") Foreign Exchange Manual (the "Manual") to Issue / Offer shares on repatriation basis to non-residents who are covered under paragraph 6 (A) of Chapter 20 of the Manual, i.e.

- i. A Pakistan national resident outside Pakistan,
- ii. A person who holds dual nationality including Pakistan nationality, whether living in or outside Pakistan,
- iii. A foreign national, whether living in or outside Pakistan and
- iv. A company or firm (including a partnership) or trust or mutual fund or private fund incorporated, registered and functioning outside Pakistan, excluding entities owned or controlled by a foreign government.

The Issue / Offer price of such shares must be paid in foreign exchange through normal banking channels, either by remittance from abroad or from a foreign currency account maintained by the subscriber or purchaser in Pakistan.

Non-resident investors who wish to participate in the book-building process for subscription of shares may do so through the Roshan Digital Account (RDA) — an initiative of the State Bank of Pakistan designed to facilitate Non-Resident Individual Pakistanis (NRIPs) in opening and operating digital bank accounts with designated SBP banks. Through the RDA, NRIPs can conduct banking transactions, make remittances, pay utility bills, and invest in various financial instruments in Pakistan, including the Pakistan Stock Market.

To invest in the Pakistan Stock Market through a Roshan Digital Account, the Non-Resident Individual Pakistani (NRIP) must authorize the respective bank to share the RDA details with the Central Depository Company of Pakistan Limited (CDC) and agree to the Terms and Conditions for Investing in Pakistan's Capital Market. Upon receipt of this information, the CDC forwards the investor's details to the National Clearing Company of Pakistan Limited (NCCPL) for the creation and registration of a Unique Identification Number (UIN). The CDC also facilitates the opening of a trading account by sharing the UIN and related information with the investor's selected broker and opens a CDC Custody Account in the investor's name. Upon completion of these formalities, the NRIP becomes eligible to invest in the Pakistan Stock Market using funds available in the Roshan Digital Account.

For participation in an Initial Public Offering (IPO) / Offer for Sale through the Roshan Digital Account, investors must ensure that their RDA is linked with an active Investor Account maintained with the CDC. The investor must subscribe through this account only and not through any other custody accounts such as Sub-Accounts, IPO Facilitation Accounts, or other Investor Accounts. The investor is required to register on the CDC e-Services Portal at <https://csp.cdcaccess.com.pk> and complete the e-IPO Subscription Form by entering the CDC Participant ID (03277) and the Investor Account Number to generate a Subscription ID. After filling the form, the investor should save a PDF copy of the completed form and transfer the exact IPO subscription amount from the RDA bank account to the CDC-designated bank account maintained with the same bank.

It must be ensured that the investor's account holds sufficient funds at the time of subscription; otherwise, the application will not be processed. Once the payment is made, the investor must email the PDF copy of the Subscription Form along with payment details to roshandigital@cdcpak.com. Both the payment and the eIPO Subscription Form must reach the CDC no later than 12:00 p.m. (PST) on the last day of the subscription period. Any payment or form received after the deadline will not be accepted. Investors are also advised to note that payments made through any method other than the one prescribed above may result in complications, particularly during the refund process, in cases where the application is either partially successful on a pro-rata basis or declared unsuccessful.

12.18. PROCEDURE FOR REJECTION OF BIDS

As per Regulation 9(37) & (38) of the PO Regulations:

5. In the event of unsuccessful bids, NCCPL will release the advance amount/margin money of Eligible Participants at B+1 within banking hours.
6. The funds in lieu of accepted bids will be credited to the Issuer's / Offeror's bank account(s) by NCCPL after the end of the public subscription period, credit of securities to the successful investors, and issuance of NOC by the Securities Exchange.

12.19. TIME FRAME FOR UPWARD REVISION OF BIDS BY THE BIDDERS

The registered investors may revise their Bids upwards any time either manually through the Bid Collection Centers or electronically through direct access to the system till 05:00 p.m. on the last day of the Bidding Period.

The Eligible Participants and their clients/investors/bidders can increase the bid amount subject to deposit of additional margin money, if required, with the NCCPL. The bidders can revise their bids upward till 05:00 p.m. on the last day of the Bidding Period.

NO DOWNWARD REVISION BOTH IN TERMS OF BID PRICE AND BID VOLUME IS ALLOWED PROVIDED THAT IN CASE OF UPWARD REVISION OF THE BID PRICE, THE NUMBER OF SHARES BID FOR I.E. BID VOLUME MAY BE ADJUSTED ENSURING THAT THE BID AMOUNT OR BID MONEY REMAINS THE SAME. HOWEVER, NO WITHDRAWAL OF BID IS ALLOWED.

12.20. TEN PERCENT (10%) PRICE VARIATION

An investor will not be allowed to place or upward revise a bid a price variation of more than ten percent (10%) of the prevailing Indicative Strike Price subject to Floor Price and Price Band i.e. Bid Price must not be below the Floor Price and must not exceed the price band of the Floor Price which is upper limit of Floor Price. **Please note that the Indicative Strike Price may not be constant and may keep on changing during the bidding period. Therefore, the 10% range will also change with the changing Indicative Strike Price.**

For Example, if the Floor Price is PKR 12.0/- per share and Indicative Strike Price at any given point in time during the bidding period is PKR 12.0/- per share, registered bidders may place or revise their bids at/to any price between PKR 12.0/- per share to PKR 13.2/- per share. If at any given point in time during the bidding period, the Indicative Strike Price changes from PKR 12.0/- per share to PKR 13.2/- per share, the registered bidders may place or upward revise their bids at/to between PKR 13.2/- per share to PKR 14.52/- per share.

Please note that the 10% range on the lower side cannot go below the floor price and cannot exceed the upper cap of the floor price i.e. PKR 13.2/- per share. The price range of 10% applicable at any given point in time during the bidding period will also be displayed on the bid screen available at the website of PSX.

12.21. RESTRICTION ON DOWNWARD REVISION OR WITHDRAWAL OF BIDS BY THE BIDDER

Under regulation (10) (2)(vi) of the PO Regulations the Bidders shall not make downward revision both in terms of Bid Price and Bid Volume provided that in case of upward revision of the Bid Price, the number of shares Bid for i.e. Bid Volume may be adjusted ensuring that the bid amount or bid money remains the same.

Under regulation (10) (2)(vii) of the PO Regulations the Bidders shall not be allowed to withdraw Bids.

12.22. PROCEDURE FOR WITHDRAWAL OF ISSUE / OFFER

1. In accordance with regulation 8(16) of the PO Regulations, in case the Issuers / Offerors does not receive bids for the number of shares allocated under the Book Building Portion at the Floor Price, the Issue / Offer shall be cancelled and the same shall be immediately intimated to the Commission and PSX and the Margin Money shall be refunded to the bidders immediately but not later than three (3) working days of the closing of the Bidding Period.
2. In accordance with regulation 8(17) of the PO Regulation, the Book Building process will be considered as cancelled if the total number of bids received is less than forty (40).

12.23. MECHANISM FOR DETERMINATION OF STRIKE PRICE

1. At the close of the bidding period, the Strike Price shall be determined on the basis of Dutch Auction Method by the Designated Institution. Under this methodology, the Strike Price is determined by lowering the price to the

- extent that the total shares Issued / offered under the Book Building Portion are subscribed.
- Designated Institution shall through the Book Building System display live order book throughout the bidding period in descending order showing demand for shares at various prices and the accumulated number of shares bid for along with percentage of the total shares Issued / offered. The order book should also show the revised bids. The order book shall be accessible through websites of the Securities Exchange and Designated Institution.
 - In case the bids received are sufficient to allot the total number of shares Issued / offered for sale under the Book Building Portion, the allotment shall be made on the basis of highest bid priority that is the bid made at the highest price shall be considered first for allotment of shares.
 - As per the regulation 9(27) of the PO Regulation, in case all the bids made above the Strike Price are accommodated and shares are still available for allotment, such available shares will be allotted on proportionate basis against the bids made at the Strike Price.

The mechanism for determination of the Strike Price can be understood by the following illustration:

- Number of shares being Issued / Offered through the Book Building: 37,171,645 shares
- For example, Floor Price: PKR 12.0/- per share with maximum price band of 50% i.e. PKR 18/-per share
- Bidding Period: April 20, 2026 to April 21, 2026
- Bidding Time: 9:00am – 5:00pm
- Bidding Revision Time (Upward Revision only): 9:00am – 5:00pm on all days

Bidder	Price (PKR/unit)	Quantity	Cumulative Number of shares	Category of Order
Institution A	16	1,100,000	11,000,000	Limit Price
Institution B	15.5	2,100,000	13,100,000	Limit Price
HNWI A	15.2	1,600,000	14,700,000	Step Bid
Institution C	15	1,900,000	16,600,000	Limit Price
Institution D	14.7	1,300,000	17,900,000	Limit Price
Institution E	14.5	1,100,000	19,000,000	Limit Price
HNWI B	14.1	800,000	19,800,000	Limit Price
HNWI A	14	3,700,000	23,500,000	Step Bid
Institution F	13.8	6,400,000	29,900,000	Limit Price
Institution G	13.6	6,900,000	36,800,000	Limit Price
Institution H	13.2	10,271,645	47,071,645	Limit Price
HNWI C	13	4,800,000	51,871,645	Limit Price
Institution I	12.8	2,100,000	53,971,645	Step Bid
Institution H	12.5	2,100,000	56,071,645	Limit Price
Institution J	12.2	3,700,000	59,771,645	Step Bid
HNWI E	12.0	1,100,000	60,871,645	Limit Price

Strike Price determine through Dutch Auction Method

Bid has been revised upwards and placed at PKR 13.2

Total units bid for at and above the Floor Price

On the basis of the figures provided in the above illustration, according to the Dutch Auction Method, the Strike Price would be set at PKR 13.2 per share to sell the required quantity of 37,171,645 shares.

At PKR 16.0 per share, investors are willing to buy 1,100,000 shares. Since 36,071,645 shares are still available, therefore the price will be set lower.

At PKR 15.5 per share, investors are willing to buy 2,100,000 shares. Since 33,971,645 shares are still available, therefore the price will be set lower.

At PKR 15.2 per share, investors are willing to buy 1,600,000 shares. Since 33,971,645 shares are still available, therefore the price will be set lower.

At PKR 15.0 per share, investors are willing to buy 1,900,000 shares. Since 30,471,645 shares are still available, therefore the price will be set lower.

At PKR 14.7 per share, investors are willing to buy 1,300,000 shares. Since 29,171,645 shares are still available, therefore the price will be set lower.

At PKR 14.5 per share, investors are willing to buy 1,100,000 shares. Since 28,071,645 shares are still available, therefore the price will be set lower.

At PKR 14.1 per share, investors are willing to buy 800,000 shares. Since 27,271,645 shares are still available, therefore the price will be set lower.

At PKR 14.0 per share, investors are willing to buy 3,700,000 shares. Since 23,571,645 shares are still available, therefore the price will be set lower.

At PKR 13.8 per share, investors are willing to buy 6,400,000 shares. Since 17,171,645 shares are still available, therefore the price will be set lower.

At PKR 13.6 per share, investors are willing to buy 6,900,000 shares. Since 10,271,645 shares are still available, therefore the price will be set lower.

At PKR 13.2 per share, investors are willing to buy 10,271,645 shares. **Since after bidding for 10,271,645 shares at PKR**

12.24. 13.2 PER SHARE, NO SHARES WILL BE AVAILABLE THEREFORE THE STRIKE PRICE WILL BE SET AT PKR 13.2 PER SHARE FOR THE ENTIRE LOT OF 37,171,645 SHARES.

Available shares shall be allotted against the Bids made at the Strike Price on proportionate basis as per regulation 9(12) of the PO Regulations.

The bidders who have made bids below the Strike Price shall not qualify for allotment of shares. In the event of unsuccessful bids, NCCPL will release the advance amount/margin money of Eligible Participants at B+1 within banking hours.

Since this Issue / Offer is being made through book building, as per the regulation 7(3) of the PO Regulation, the Bidders shall be allowed to place bids for seventy (70%) percent of the Issue / Offer size and the strike price shall be the price at which seventy (70%) percent of the Issue / Offer size is subscribed.

12.25. BASIS OF ALLOTMENT OF SHARES

Bidders shall be allowed to place bids for seventy (70%) of the Issue / Offer size and the Strike Price shall be the price at which seventy (70%) of the Issue / Offer is subscribed via the Dutch Auction Method.

Once the Strike Price is determined, all those Bidders whose bids have been found successful shall be allotted 70% of the Issue / Offer size i.e. 53,102,350 Shares.

In order to be a successful Bidder in the Book Building process, the bid price would either be higher than the Strike Price or at the Strike Price.

For allocation of shares via Book Building, priority shall be given to the bids placed at the highest price. The bidders, who have made bids at prices above the Strike Price, will be allocated 70% of the shares successfully bid for, at the Strike Price. The differential between the bid price and Strike Price, would be refunded based on the total number of shares bid for.

Bidders who had placed Bids at the Strike Price will be allotted seventy (70%) of the shares successfully bid for, at the Strike Price, on proportionate basis.

Bids made below the Strike Price shall not qualify for allotment of shares and their Margin Money will be refunded. Final allotment of shares to the successful bidders would be determined after determination of the public response to the Retail Portion of the Issue / Offer.

In the event the retail portion is undersubscribed, the unsubscribed portion would be allotted to the successful bidders, on a pro-rata basis as per regulation 11(5) of the PO Regulation. Excess funds, if any, would be refunded to the bidders after allotment of the unsubscribed shares.

Final allotment of shares out of the Book Building portion shall be made after subscription of the retail portion and receipt of full subscription money from the successful Bidders; however, shares to such Bidders shall be Issued / Offered simultaneously with issuance of shares to retail investors, in the form of book-entry to be credited in their respective CDS Accounts. All the Bidders shall, therefore, provide number of their respective CDS Accounts in the Bid application as required under regulation 9(16) of the PO Regulations.

11.1.3. MECHANISM AND MODE FOR REFUNDING / UNBLOCKING OF THE MARGIN MONEY

The Bidders who have made Bids below the Strike Price shall not qualify for allotment of securities. In the event of unsuccessful bids, NCCPL will release the advance amount/margin money of Eligible Participants within banking hours one day after the bidding period.

12.26. PUBLICATION OF SUPPLEMENT TO THE PROSPECTUS / OFFER FOR SALE DOCUMENT

In accordance with regulation 11(1) of the PO Regulations of the closing of the Bidding Period, Supplement to the Prospectus / Offer for Sale Document shall be published at least in all those newspapers in which the Prospectus / Offer for Sale Document was earlier published and also disseminated through PSX within one working day.

The Supplement will contain information related to the Strike Price, the Issue / Offer Price, dates of the Public Subscription, category wise break-up of the Successful Bidders, names of the underwriters to the retail portion, rate of underwriting and take up commission. Format of the Supplement is given on page 3 of this Prospectus / Offer for Sale Document.

12.27. PUBLIC SUBSCRIPTION FOR THE SHARES SHALL BE HELD AT ANY DATE(S) WITHIN THIRTY DAYS (30) OF THE PUBLICATION OF THE PROSPECTUS / OFFER FOR SALE DOCUMENT BUT NOT EARLIER THAN SEVEN (7) DAYS OF SUCH PUBLICATION.

13. APPLICATION AND ALLOTMENT INSTRUCTIONS FOR RETAIL PORTION

13.1. ELIGIBLE INVESTORS INCLUDE:

1. Pakistani citizen's resident in or outside Pakistan or Persons holding dual nationalities including a Pakistani nationality;
2. Foreign Nationals whether living in or outside Pakistan
3. Companies, bodies corporate or other legal entities incorporated or established in or outside Pakistan (to the extent permitted by their constitutive documents and existing regulations, as the case may be);
4. Mutual Funds, Provident / Pension / Gratuity Funds / Trusts, (subject to the terms of the Trust Deed and existing regulations); and
5. Branches in Pakistan of companies and bodies corporate incorporated outside Pakistan.

13.2. APPLICATIONS CAN ONLY BE SUBMITTED ELECTRONICALLY THROUGH THE E-IPO PLATFORMS (PES OR CES) IN ACCORDANCE WITH THE PUBLIC OFFERING REGULATIONS, 2017. SUBMISSION OF PHYSICAL APPLICATIONS HAS BEEN DISCONTINUED EFFECTIVE SEPTEMBER 1, 2025.

13.3. OPENING AND CLOSING OF THE SUBSCRIPTION LIST

The subscription list will open at 9:00 a.m. on April 27, 2026 and will close at 12:00 midnight on April 28, 2026. During this period, online applications can be submitted 24 hours a day through the e-IPO platforms (PES and CES).

13.4. PROCEDURE FOR PUBLIC SUBSCRIPTION THROUGH PSX'S E-IPO SYSTEM AND CENTRALIZED E-IPO SYSTEM

13.5. PSX'S E-IPO SYSTEM (PES):

To facilitate investors, the Pakistan Stock Exchange Limited ("PSX") has developed an e-IPO System ("PES") through which applications for subscription of securities Issued / offered to the General Public/retail portion can be made electronically. PES has been made available in this Issue / Offer and can be accessed through the web link (<https://eipo.psx.com.pk>). Payment of subscription money can be made through 1LINK's available for PES.

For making application through PES, investors must be registered with PES. The PES registration form is available 24/7, all throughout the year. Registration is free of cost and can be done by:

- the investor himself, or
- the TREC Holder with whom the investor has a sub-account, or
- the Bank with whom the investor has a bank account.

Similarly, an e-IPO application can be filed by:

- the investor himself, or
- the TREC Holder with whom the investor has a sub-account, or
- the Bank with whom the investor has a bank account.

In case of queries regarding PES, investors may contact Mr. Farrukh Shahzad, Deputy General Manager - IT Division at phone number: 111-001-122 or (021)-35274401-10, or email: jtss@psx.com.pk. Investors who are registered with PES can submit their applications through the web link, <https://eipo.psx.com.pk>, 24 hours a day during the subscription period which will close at midnight on April 28, 2026.

CENTRALIZED E-IPO SYSTEM (CES):

CES can be accessed through the web link (www.cdaccess.com.pk). Payment of subscription money can be made through 1LINK's member banks available for CES.

For making application through CES, investors must be registered with CES. Registration can be done under a self-registration process by filling the CES registration form, which is available 24/7 all throughout the year.

In addition to the above, investors/sub-account holder(s) can request their respective TREC Holders who are Participants in Central Depository System (CDS) to make electronic subscription on their behalf for subscription of securities of a specific Company by authorizing (adding the details of) their respective Participant(s) in CES. Consequently, authorized Participants will electronically subscribe on behalf of their sub-account holder(s) in securities offered through Initial Public Offerings / Offer for Sale and will also be able to make payment against such electronic subscriptions through all the available channels mentioned on CES only after receiving the subscription amount from the sub-account holder(s). To enable this feature, the CDS Participant may request CDC to activate his ID on the CES portal. For queries regarding CES, investors may contact CDC at phone number: 0800 – 23275 (CDCPL) and e-mail: info@cdcpak.com or contact Mr. Owais Anwer at Phone 021-111-111-500 Ext 500 and email: owais_anwer@cdcpak.com.

13.6. FACILITIES AVAILABLE TO LOCAL, NON-RESIDENT PAKISTANIS AND FOREIGN INVESTORS

For each IPO, a Prospectus / Offer for Sale Document is issued, circulated, and published in newspapers at least 7 days before the start of the public subscription. Wahdat also publishes advertisements in newspapers. The Prospectus / Offer for Sale Document is available on the websites of the Pakistan Stock Exchange (PSX), the Consultant to the Issue / Offer, COMPANY, and the Central Depository Company of Pakistan Limited (CDC), which provides the Centralized e-IPO System (CES).

i. APPLICATIONS MADE BY INDIVIDUAL INVESTORS

1. In case of individual investors, one can submit an application for unit subscription through electronic/online mode. Electronic/online applications can be submitted through PSX's e-IPO system (PES) and CDC's Centralized e-PO system (CES). PES and CES can be accessed via the web links <https://eipo.psx.com.pk>, and www.cdcaaccess.com.pk. Both Pakistani residents and non-residents can avail the e-IPO facility. To register for the CDC and PSX Access e-IPO Service, the applicant must possess a valid CNIC and NICOP.
2. Online applications via CDC Access can be submitted 24 hours a day during the subscription period

ii. APPLICATIONS MADE BY INSTITUTIONAL INVESTORS

1. In case of corporate entities an application for share subscription through electronic/online mode. Electronic/online applications can be submitted through PSX's e-IPO system (PES) and CDC's Centralized e-PO system (CES). PES and CES can be accessed via the web links <https://eipo.psx.com.pk>, and www.cdceipo.com. The corporate entities can avail the e-IPO facility by registering, if not have already been, for the CDC and PSX Access e-IPO Service, the corporate must possess a valid Registration number and NTN.
2. Online applications via CDC Access can be submitted 24 hours a day during the subscription period.

13.7. MINIMUM AMOUNT OF APPLICATION AND BASIS FOR ALLOTMENT OF SHARES OF THE ISSUE / OFFER

The basis and conditions of transfer of shares to the General Public shall be as follows:

1. Application for shares must be made for 500 shares or in multiples of 500 shares only. Applications which are neither for 500 shares nor for multiples of 500 shares shall be rejected.
2. The minimum amount of application for subscription of 500 shares is the Issue / Offer Price x 500 shares.
3. Application for shares below the minimum amount shall not be entertained.
4. SUBMISSION OF FALSE AND FICTITIOUS APPLICATIONS IS PROHIBITED AND SUCH APPLICATIONS' MONEY MAY BE FORFEITED UNDER SECTION 87(8) OF THE SECURITIES ACT, 2015.
5. If the shares Issued / offered to the General Public are sufficient to accommodate all applications, all applications shall be accommodated.

6. If the shares applied for by the General Public are in excess of the shares allocated to them, the distribution shall be made by computer balloting, in the presence of the representative(s) of PSX in the following manner:
- If all applications for 500 shares can be accommodated, then all such applications shall be accommodated first. If all applications for 500 shares cannot be accommodated, then balloting will be conducted among applications for 500 shares only.
 - If all applications for 500 shares have been accommodated and shares are still available for allotment, then all applications for 1,000 shares shall be accommodated. If all applications for 1,000 shares cannot be accommodated, then balloting will be conducted among applications for 1,000 shares only.
 - If all applications for 500 shares and 1,000 shares have been accommodated and shares are still available for allotment, then all applications for 1,500 shares shall be accommodated. If all applications for 1,500 shares cannot be accommodated, then balloting will be conducted among applications for 1,500 shares only.
 - If all applications for 500 shares, 1,000 shares and 1,500 shares have been accommodated and shares are still available for allotment, then all applications for 2,000 shares shall be accommodated. If all applications for 2,000 shares cannot be accommodated, then balloting will be conducted among applications for 2,000 shares only.
 - After the allotment in the above-mentioned manner, the balance shares, if any, shall be allotted in the following manner:
 - After allotment of the above, the balance shares, if any, shall be allotted on pro rata basis to the applicants who applied for more than 2,000 shares.
 - If the remaining shares are sufficient to accommodate each application for over 2,000 shares, then 2,000 shares shall be allotted to each applicant and remaining shares shall be allotted on pro-rata basis.
 - If the remaining shares are not sufficient to accommodate all the remaining applications for over 2,000 shares, then balloting shall be conducted for allocation of 2,000 shares to each successful applicant.
7. If the Issue / Offer is over-subscribed in terms of amount only, then allotment of shares shall be made in the following manner:
- First preference will be given to the applicants who applied for 500 shares;
 - Next preference will be given to the applicants who applied for 1,000 shares;
 - Next preference will be given to the applicants who applied for 1,500 shares;
 - Next preference will be given to the applicants who applied for 2,000 shares; and then
 - After allotment of the above, the balance shares, if any, shall be allotted on pro rata basis to the applicants who applied for more than 2,000 shares.
8. Allotment of shares will be subject to scrutiny of applications for subscription of shares.
9. Applications, which do not meet the above requirements, or application which are incomplete, will be rejected.

13.8. REFUND/UNBLOCKING OF SUBSCRIPTION MONEY TO UNSUCCESSFUL APPLICANTS

As per the regulation 11(4) of the PO Regulations, within five (5) working days of the close of public subscription period or such shorter period of time as may be specified by the Commission from time to time, the Shares shall be allotted and issued against the accepted and successful applications and the subscription money of the unsuccessful applicants shall be unblocked/ refunded.

As per sub-section (2) of Section 68 of the Companies Act, if refund as required under sub-section (1) of Section 68 of the Companies Act is not made within the time specified hereinabove, the directors of the company shall be jointly and severally liable to repay that money with surcharge at the rate of two percent (2%) for every month or part thereof from the expiration of the fifteenth day and, in addition, shall be liable to a penalty of level 3 on the standard scale as defined in Section 479 of the Companies Act. Provided that the directors of the Company shall not be liable if it proves that the default in making the refund was not on their own account and was not due to any misconduct or negligence on their part.

13.9. MINIMUM AMOUNT OF APPLICATION AND BASIS FOR ALLOTMENT

The basis and conditions of transfer of shares to the General Public shall be as follows:

10. The minimum value of application will be calculated as Issue / Offer Price x 500 shares. Application for amount below the minimum value shall not be entertained.
11. Application for shares must be made for 500 shares or in multiple of 500 shares only. Applications which are neither for 500 shares nor for multiples of 500 shares shall be rejected.
12. Allotment / Transfer of shares to successful applicants shall be made in accordance with the allotment criteria / instructions disclosed in the Prospectus / Offer for Sale Document.
13. Allotment of shares shall be subject to scrutiny of applications in accordance with the criteria disclosed in the Prospectus / Offer for Sale Document and / or the instructions by the Securities & Exchange Commission of Pakistan.
14. Applications, which do not meet the above requirements, or applications which are incomplete will be rejected. The applicants are, therefore, required to fill in all data fields in the Online Application Form.
15. The Company will credit shares in the CDS Accounts of the successful applicants.

13.10. ISSUE / OFFER AND CREDIT OF SHARES

Within five (5) working days of the closing of public subscription period, the shares shall be allotted, Issued / Offered and credited against the accepted and successful applications and the subscription money of the unsuccessful applicants shall be unblocked/refunded, as required under regulation 11(4) of the PO Regulations. **Shares will be Issued / Offered only in the book-entry form and will be credited into the respective CDS Accounts of the successful applicants. Therefore, the applicants must provide their CDS Account Number in the Shares Subscription Applicant.**

If the Company defaults in complying with the above requirements, it shall pay PSX a penalty of PKR 5,000 per day for every day during which the default continues. PSX may also notify the fact of such default and name of the Company by notice and also by publication in its ready-board quotation of the Stock Exchange.

Name of the Company will also be notified to the TRE Certificate Holders of the PSX and placed on the web site of the PSX.

13.11. TRANSFER OF SHARES

The shares shall be transferred in accordance with the provisions of Section 74 of the Companies Act read with Section 75 thereof and the Central Depositories Act, 1997 and the CDCPL Regulations.

13.12. LIST OF E-IPO FACILITIES

S. No.	Name of Facility
01	PSX E-IPO System
02	Centralized E-PO System

13.13. INTEREST OF SHAREHOLDERS

None of the holders of the Issued shares of the Company have any special or other interest in the property or profits of the Company other than their capacity as holder of Ordinary shares except from the shareholders who are also the Director of the company. Directors of the Company have interest in receiving remuneration for their role as Directors.

13.14. ELIGIBILITY FOR DIVIDEND

The ordinary shares issued shall rank pari-passu with the existing shares in all matters of the Company, including the right to such bonus or right issues, and dividend as may be declared by the Company subsequent to the date of Issue / Offer of such shares.

13.15. DEDUCTION OF ZAKAT

Income distribution will be subject to deduction of Zakat at source, pursuant to the provisions of Zakat and Ushr Ordinance, 1980 (XVIII of 1980) as may be applicable from time to time except where the Ordinance does not apply to any Shareholder or where such Shareholder is otherwise exempt or has claimed exemption from payment / deduction of Zakat in terms of and as provided in that Ordinance.

13.16. TAXATIONS, LIKE APPLICABILITY OF CAPITAL GAIN TAX, WITHHOLDING TAX ON DIVIDENDS, TAX ON BONUS SHARES, FEDERAL EXCISE DUTY AND CAPITAL VALUE TAX & WITHHOLDING TAX ON SALE/PURCHASE OF SHARES.

i. CAPITAL GAINS TAX

Capital gains derived from the sale of listed securities are taxable in the following manner under section 37A of Income Tax Ordinance, 2001 effective from July 1, 2024:

Sr#	Capital Gain Tax for CY 2025	Investors Appearing in ATL	Investors Not Appearing in ATL
1	Where the securities are acquired before the first day of July 2013.	0%	0%
2	Where the securities are acquired on or after the first day of July 2013 but on or before the 30th day of June, 2022	12.5%	25%
3	Where the securities are acquired on or after the first day of July 2022 but on or before the 30th day of June 2024, below reduced rates of tax on capital gain arising on disposal shall apply:		
i.	Where holding period does not exceed one year	15.0%	30.0%
ii.	Where holding period exceed one year but does not exceed two years	12.5%	25.0%
iii.	Where holding period exceed two years but does not exceed three years	10.0%	20.0%
iv.	Where holding period exceed three years but does not exceed four years	7.5%	15.0%
v.	Where holding period exceed three years but does not exceed five years	5.0%	10.0%
vi.	Where holding period exceed three years but does not exceed six years	2.5%	5.0%
vii.	Where holding period exceed six years	0.0%	0.0%

4	Where the securities are acquired on or after the first day of July 2024 and onwards.	15%	As per rates specified in First Schedule, Part 1, Division 1 for individuals and association of persons and Division II for companies. Provided that the rate of tax for individuals and association of persons shall not be less than 15% in any case.
----------	--	-----	--

ii. WITHHOLDING TAX ON DIVIDENDS

Dividend distribution to Shareholders will be subject to withholding tax under section 150 of the Income Tax Ordinance, 2001 as specified in Part III Division I of the First Schedule of the said ordinance or any time-to-time amendments therein. In terms of the provision of Section 8 of the said ordinance, said deduction at source, shall be deemed to be full and final liability in respect of such profits in case of persons only. Applicable withholding tax rate on dividend is 15% for Active Taxpayers List (ATL) and 30% for Non-Active Taxpayers List (Non ATL).

iii. TAX ON BONUS SHARES

As per section 236Z of the Finance Act 2025, shall only be issued to a shareholder, if the company collects from the shareholder, tax equal to ten percent of the value of the bonus shares issued to the shareholder including bonus share withheld, determined on the basis of day-end price on the first day of closure of books in the case of listed company and the value as prescribed in case of other companies.

13.17. TAX ON INCOME OF COMPANY, SALES TAX

13.1.1. INCOME TAX

The income of the Company is calculated under the normal tax regime as per Income Tax Ordinance, 2001.

13.1.2. DEFERRED TAXATION

Deferred tax is provided using the liability method, on all temporary differences at the balance sheet date between the tax bases of assets and liabilities and their carrying amounts, for financial reporting purposes. Deferred tax liabilities are recognized for all taxable temporary differences and deferred tax assets are recognized for all deductible temporary differences, carry-forward of unused tax credits and unused tax losses, to the extent that it is probable that taxable profit will be available against which the deductible temporary differences, carry forwards of unused tax credits and unused tax losses can be utilized.

The carrying amount of deferred tax assets is reviewed at each balance sheet date and reduced to the extent that it is no longer probable that sufficient taxable profits will be available to allow all or part of the deferred tax asset to be utilized. Unrecognized deferred tax assets are reassessed at each balance sheet date and are recognized to the extent that it has become probable that future taxable profits will allow deferred tax asset to be recovered.

Deferred tax assets and liabilities are measured at the tax rates that are expected to apply to the period when the asset is realized or the liability is settled, based on tax rates (and tax laws) that have been enacted or substantively enacted at the balance sheet date.

Deferred tax assets and deferred tax liabilities are offset only if there is a legally enforceable right to offset current tax assets and liabilities and they relate to the income tax levied by the same tax authority.

13.1.3. SALES TAX

General Sales Tax is applicable as per Sales Tax Act, 1990 on supplies. Sales tax is applicable on services in accordance with Punjab Sales Tax on Services Act, 2012 by Punjab Revenue Authority and Sindh Sales Tax on Services Act, 2011 by Sindh Revenue Board.

13.1.4. SALES TAX ON SALE / PURCHASE OF SHARES

Under the Constitution of Pakistan and Articles 49 of the 7th NFC Award, the Government of Sindh, Government of Punjab, Government of Khyber Pakhtunkhwa and Government of Baluchistan have promulgated the Sindh Sales Tax on Services Act, 2011, Punjab Sales Tax on Services Act, 2012, Khyber Pakhtunkhwa Sales Tax on services through Khyber Pakhtunkhwa Finance Act, 2013 and the Baluchistan Sales Tax on services Act, 2015 respectively. The Sindh Revenue Board, the Punjab Revenue Authority, and the Khyber Pakhtunkhwa Revenue Authority and the Baluchistan Revenue Authority administer and regulate the levy and collection of the Sindh Sales Tax ("SST"), Punjab Sales Tax ("PST"), Khyber Pakhtunkhwa Sales Tax ("KST") and Baluchistan Sales Tax ("BST") respectively on the taxable services provided or rendered in Sindh, Punjab or Khyber Pakhtunkhwa provinces respectively.

The value of taxable services for the purpose of levy of sales tax is the gross commission charged from clients in respect of purchase or sale of shares in a Stock Exchange. The above-mentioned Acts levy a sales tax on Brokerage at the rate of 15% in Sindh, 16% in Punjab and in Baluchistan and Khyber Pakhtunkhwa the rate is 15%. Sales tax charged under the aforementioned Acts is withheld at source under statutory requirements.

14. SIGNATORIES TO THE PROSPECTUS / OFFER FOR SALE DOCUMENT

SIGNATORIES TO THE PROSPECTUS / OFFER FOR SALE *Syed Arsalan*

 Naved Ali Khan Sponsor / Offeror	
 Muhammed Shahid Zaman Non-Executive Director	 Aurangzeb Khan Executive Director
 Jahanzeb Khan Non-Executive Director	 Muhammad Hamid Khan Executive Director
 Itrat Batool Non-Executive Director	 Tafweez ul Valli Independent Director
 Abdul Rehman Warrach Independent Director	
WITNESSES	
 Atif Shiraz Chief Financial Officer	 Muhammad Ahsan Export Associate
Certified by:  Syed Arsalan Haider Shirazi Company Secretary Date: February 26, 2026	

15. MEMORANDUM OF ASSOCIATION



- i. The name of the Company is **WAHDAT POULTRY FARM LIMITED** (the "Company").
- ii. The registered office of the Company will be situated within the province of Punjab, Pakistan.
- iii. The objectives for which the Company is established are:
 1. To establish, own, run, manage, develop, build, open, operate and maintain a poultry layer farm and egg & feed processing business; marketing, branding, distribution, buying, selling, exporting and importing of related products and services.
 2. Except for the businesses mentioned in clause 3 hereunder, the Company may engage in all the lawful businesses and shall be authorized to take all necessary steps and actions in connection therewith and ancillary thereto.
 3. Notwithstanding anything contained in the foregoing sub-clauses of this clause nothing contained herein shall be construed as empowering the Company to undertake or indulge, directly or indirectly in the business of a Banking Company, Non-banking Finance Company (Mutual Fund, Leasing, Investment Company, Investment Advisor, Real Estate Investment Trust management company, Housing Finance Company, Venture Capital Company, Discounting Services, Microfinance or Microcredit business), Insurance Business, Moderate management company, Stock Brokerage business, forex, real estate business, managing agency, business of providing the services of security guards or any other business restricted under any law for the time being in force or as may be specified by the Commission.
 4. It is hereby undertaken that the Company shall not:
 - (a) engage in any of the business mentioned in clause 3 above or any unlawful operation;
 - (b) launch multi-level marketing (MLM), Pyramid and Ponzi Schemes, or other related activities/businesses or any lottery business;
 - (c) engage in any of the permissible business unless the requisite approval, permission, consent or licence is obtained from competent authority as may be required under any law for the time being in force.



IV. The liability of the members is limited.

V. The authorised share capital of the Company is Rs. 750,000,000 (Rupees Seven Hundred and Fifty million only) divided into 375,000,000 (Three Hundred & Seventy-Five Million) ordinary shares of Rs. 2/- (Rupees Two only) each with powers of the Company to increase or reduce the same and to divide the shares into several classes in accordance with the law.

We, the several persons whose names are hereunder subscribed are desirous of being formed into a Company, in pursuance of this Memorandum, and we agree to take the number of Shares in the capital of the Company set opposite our names.

Name and surname (present & former) in full (in Block Letters)	NIC No. (in case of foreigner, Passport No)	Father's/ Husband's Name in full	Nationality (ies) with any former Nationality	Occupation	Usual residential address in full or the registered/ principal office address for a subscriber other than natural person	Number of shares taken by each subscriber (in figures and words)	Signatures
MUHEMMAD SHAHID ZAMAN	61101-1956778-1	Abdul Wahid Khan	Pakistani	Business	House No. 259-B, Margalla Service Road, F 11/2, Islamabad	4454 (Four thousand Four hundred and Fifty Four)	
SHABANA MUHEMMED SHAHID	61101-8268358-2	Muhammed Shahid Zaman	Pakistani	Business	House No. 259-B, Margalla Service Road, F 11/2, Islamabad	4176 (Four thousand Three Hundred and Seventy Six)	
AURANGZEB KHAN	37101-1668758-9	Farhat Ali Khan	Pakistani	Business	House No. 244, Street 23, Sector F 11/2, Islamabad	3938 (Three thousand Nine Hundred and Thirty Eight)	



SHEELA ALRANGZEB	17201-2088152-4	Aurangzeb Khan	Pakistani	Business	House No. 244, Street 23, Sector F 11/2, Islamabad	1936 (Three thousand Nine Hundred and Thirty Six)
MUHAMMAD AFTAB KHAN	61101-7088148-7	Insha Afab Khan	Pakistani	Business	Goth Col. Hanif Khan, Odern Lal Road, Tando Adam, Sanghar, Sindh	876 (Eight Hundred and Seventy Six)
FARAH KHAN	61101-3613046-E	Muhammad Afab Khan	Pakistani	Business	Goth Col. Hanif Khan, Odern Lal Road, Tando Adam, Sanghar, Sindh	876 (Eight Hundred and Seventy Six)
MUHAMMAD ALAMGIR KHAN	42201-8855353-3	Ferhat Ali Khan	Pakistani	Business	House No. 259-B, Margalla Road, F 11/2, Islamabad	236 (Two Hundred and Thirty Six)
JAHANZEB KHAN	42000-7121808-1	Ferhat Ali Khan	Pakistani	Business	House No. 151-O, Street No. 1, Askari IV, Rashid Mehas Road, Karachi East	362 (Three Hundred and Sixty Two)
NAVED ALI KHAN	42201-5138636-N	Ferhat Ali Khan	Pakistani	Business	418, Sand Promenade, Block 3, Clifton, Karachi	298 (Two Hundred and Ninety Eight)



NOSHEEN USMAN RABBANI	35201- 1487953- 6	Mrs Usman Rabban i	Pakistani	Business	House No. 71- A, Street 16, Civility Ground Extension, Cantarmint, Lahore	648 (Six Hundred and Fourty Eight)
		Total number of shares taken (in figures and words)				20000 (Twenty thousand)

Dated: the 7th day of February 2019.

Certified to be true Copy

Security & Exchange
Commission of Pakistan
Company Registration Office
KARACHI

17 FEB 2019